



HAL
open science

A Γ -Convergence Result for the Upper Bound Limit Analysis of Plates

Jérémy Bleyer, Guillaume Carlier, Vincent Duval, Jean-Marie Mirebeau,
Gabriel Peyré

► **To cite this version:**

Jérémy Bleyer, Guillaume Carlier, Vincent Duval, Jean-Marie Mirebeau, Gabriel Peyré. A Γ -Convergence Result for the Upper Bound Limit Analysis of Plates. *ESAIM: Mathematical Modelling and Numerical Analysis*, 2015, 10.1051/m2an/2015040 . hal-01069919v2

HAL Id: hal-01069919

<https://inria.hal.science/hal-01069919v2>

Submitted on 12 Jan 2016

HAL is a multi-disciplinary open access archive for the deposit and dissemination of scientific research documents, whether they are published or not. The documents may come from teaching and research institutions in France or abroad, or from public or private research centers.

L'archive ouverte pluridisciplinaire **HAL**, est destinée au dépôt et à la diffusion de documents scientifiques de niveau recherche, publiés ou non, émanant des établissements d'enseignement et de recherche français ou étrangers, des laboratoires publics ou privés.

A Γ -CONVERGENCE RESULT FOR THE UPPER BOUND LIMIT ANALYSIS OF PLATES *

JÉRÉMY BLEYER¹, GUILLAUME CARLIER², VINCENT DUVAL³, JEAN-MARIE MIREBEAU²
AND GABRIEL PEYRÉ²

Abstract. Upper bound limit analysis allows one to evaluate directly the ultimate load of structures without performing a cumbersome incremental analysis. In order to numerically apply this method to thin plates in bending, several authors have proposed to use various finite elements discretizations. We provide in this paper a mathematical analysis which ensures the convergence of the finite element method, even with finite elements with discontinuous derivatives such as the quadratic 6 node Lagrange triangles and the cubic Hermite triangles. More precisely, we prove the Γ -convergence of the discretized problems towards the continuous limit analysis problem. Numerical results illustrate the relevance of this analysis for the yield design of both homogeneous and non-homogeneous materials.

Mathematics Subject Classification. 73E20, 73K10, 73V05.

Received October 4, 2014. Revised February 13, 2015.
Published online (Inserted Later).

1. INTRODUCTION AND MOTIVATION OF THE MODEL

Yield design or limit analysis theory aims at evaluating directly the ultimate load of mechanical structures using the compatibility between equilibrium equations and a local strength criterion. More precisely, assuming that the structure Ω is subject to a multiplicative loading λL , the ultimate load multiplicative factor λ^+ is obtained by solving the following formal problem

$$\lambda^+ = \max_{\lambda \in \mathbb{R}, \Sigma \in \mathcal{S}} \lambda \quad \text{s.t.} \quad \forall x \in \Omega, \quad \begin{cases} \mathcal{E}(\Sigma)(x) = \lambda L(x), \\ \Sigma(x) \in G(x), \end{cases}$$

where $\Sigma(x)$ represents the internal forces at a point x of the structure Ω and where \mathcal{S} collects all fields Σ of internal forces which satisfy the stress boundary conditions, \mathcal{E} is a linear differential operator corresponding

Keywords and phrases. Bounded Hessian functions, Finite Element Method, Γ -convergence.

* *The work of Gabriel Peyré and Vincent Duval has been supported by the European Research Council (ERC project SIGMA-Vision).*

¹ Université Paris-Est, Laboratoire Navier, École des Ponts ParisTech-IFSTTAR-CNRS (UMR 8205), France.
jeremy.bleyer@enpc.fr

² CNRS, CEREMADE, Université Paris-Dauphine, France.
carlier@ceremade.dauphine.fr; {mirebeau,peyre@ceremade}@ceremade.dauphine.fr

³ INRIA, Domaine de Voluceau, Rocquencourt, France. vincent.duval@inria.fr

1 to the equilibrium equations and $G(x)$ is a convex set representing the strength criterion at a point x in the
 2 structure Ω . This means that the ultimate load represents the greatest load factor such that there exists at least
 3 one field of internal forces in the structure satisfying both the equilibrium equation and the strength criterion
 4 at each point.

5 The dual problem can be expressed formally as follows :

$$\lambda^+ = \min_{u \in \mathcal{C}} \int_{\Omega} \pi(x, \mathcal{D}u) dx \quad \text{s.t.} \quad \int_{\Omega} L(x)u(x) dx = 1 \quad (1.1)$$

6 where $\mathcal{D} = \mathcal{E}^*$ is the dual equilibrium operator or the strain operator, u is a virtual velocity field which has to
 7 satisfy the velocity boundary conditions and $\pi(x, \cdot)$ is the support function of $G(x)$. This dual formulation means
 8 that the ultimate load corresponds to the minimum of the maximal resisting work over all virtual velocity fields
 9 satisfying a normalization condition on the work of external forces. Both approaches, the primal one (known
 10 as the static approach) and the dual one (known as the kinematical approach), are equivalent and can be
 11 implemented numerically by an appropriate discretization of the stress or velocity fields, yielding to a lower
 12 bound or an upper bound of the ultimate load factor.

13 In this work, we are interested in the kinematical approach (1.1) with virtual velocity fields for a specific
 14 mechanical model, namely the thin plate model. In this model, Ω is a region of \mathbb{R}^2 and the internal forces are
 15 the bending moments and are represented by a symmetric matrix field $M(x)$ (see [9] for the derivation of this
 16 model). The equilibrium operator is a second-order operator namely $\mathcal{E}(M) = \text{div div } M$. For this reason, the
 17 strain rate (or curvature rate for the plate model) is given by the Hessian matrix of the scalar velocity field u
 18 as $\kappa = \mathcal{D}u = D^2u$.

19 1.1. Previous works

20 1.1.1. Numerical limit analysis of thin plates in bending problems

21 From a numerical point of view, the resolution of such limit analysis problems is traditionally performed by
 22 discretizing the structure into finite elements while the corresponding discrete variational inequality problem
 23 is formulated as a convex programming problem. Early works considered a linear interpolation of the velocity
 24 in each triangular finite element [26]. The corresponding mathematical problem can be formulated as a
 25 linear programming problem and can be solved using simplex or interior-point algorithms. This very simple
 26 discretization is known as the yield line method in the field of plate mechanics, since each finite element ad-
 27 mits a potential discontinuity of the velocity gradient (corresponding to the plate rotation) along its edges. In
 28 particular, no curvature deformation occurs inside any element since the Hessian is identically zero. Therefore,
 29 this method fails in general to predict the exact collapse load even with an infinitely refined mesh as pointed
 30 out by Braestrup [5], the computed upper bound being then very sensitive to the mesh layout [21, 22]. Hodge
 31 and Belytschko considered a quadratic interpolation of the velocity field ensuring only C^0 continuity between
 32 elements [20] whereas later works used C^1 -continuous elements [8, 24]. More recently, it was suggested in [4] that
 33 the use of finite elements ensuring C^0 continuity only exhibits better convergence rates to the exact collapse
 34 load than elements ensuring C^1 -continuity. Finally, one can also mention recent papers relying on a meshfree
 35 discretization [23, 33].

36 1.1.2. Mathematical models and their analysis

37 The function π appearing in the limit analysis problem (1.1) having linear growth and the strain operator
 38 \mathcal{D} being of second order, the adequate functional space for the study of (1.1) is the space of *bounded Hessian*
 39 *functions*, which consists of functions whose second derivative is a bounded Radon measure. This space was
 40 introduced and studied in the pioneering work of Demengel and Temam [11–13, 32]: the abstract properties of
 41 bounded Hessian functions are established in [12] (see also [32]), whereas [11] studies the limit analysis problem
 42 in the homogeneous case ($\pi(x, \mathcal{D}u) = \Pi(\mathcal{D}u)$): existence of solutions and their characterization are stated.
 43 Compactness properties are studied in [13] with an application to the limit load problem. Finer mechanical

models may also involve the space of *bounded Hessian functions*: in [17, 19], it is used together with the space of *bounded deformations* to model the bending and the compression of a plate constituted by an elastoplastic material.

The strain $\mathcal{D}u$ being a Radon measure, it raises the issue of the definition of $\int_{\Omega} \pi(x, \mathcal{D}u) dx$ as a convex function of a measure, which was tackled in [14] in the case of a uniform penalty π (independent of x) and in [16] in the general case. This extended formulation allows to deal with inhomogeneous penalties as in [18]. Eventually Telega studies in [31] the case of a periodically inhomogeneous plate material, and he shows the Γ -convergence of the problem towards the homogeneous problem as the period vanishes (see below for the definition of Γ -convergence).

1.2. Contributions and outline of the paper

This work is a companion paper to the numerical study [4]. We consider a relaxed formulation of (1.1) (similar relaxations are shown to be tight in [11] in the study of the homogeneous case),

$$\inf_{\substack{u \in \text{HB}(\Omega) \\ \langle L, u \rangle = 1}} \int_{\Omega} \pi(x, D^2 u) + \int_{\Gamma_N} \pi\left(x, -\frac{\partial u}{\partial \nu} \nu \otimes \nu\right) d\mathcal{H}^1 \quad (1.2)$$

where $\Gamma_N \subseteq \partial\Omega$, and we impose the constraint that $u = 0$ on $\Gamma_D \subseteq \partial\Omega$. The precise definitions of each notion is given in Section 2. As for $\int_{\Omega} \pi(x, D^2 u)$, we rely on a formulation due to Reshetnyak which is different from [16] and which is exposed in [2]. Its main advantage is that it provides continuity properties provided π is continuous in the first variable.

Our main contribution is to ensure the consistency of the finite element method used in [4] to solve (1.2). We prove that the discretized problems Γ -converge towards Problem (1.2) as the size of the triangulation goes to zero. As a consequence every cluster point (which always exists) of the solutions to the discrete problems is a solution to (1.2).

To our knowledge, although Γ -convergence results of finite element approximations exist in the literature for first order strain/equilibrium operators (e.g. [3, 27]), this kind of issue has never been tackled for the second-order operators involved in the thin plate limit analysis. Such a problem raises specific issues like the use of the space of bounded Hessian functions, (i.e. whose second derivative is a Radon measure) as opposed to the classical Sobolev spaces $W^{1,p}$ or $W^{2,p}$, $p > 1$.

The outline of the paper is as follows. In Section 2, several facts about the space of functions with bounded Hessian are recalled. The hypotheses about the domain and the penalty function π are stated precisely. The formulation of the continuous problem is given in Section 3. For the sake of completeness, we give a proof of existence of solutions, although the argument is similar to the one used by Demengel [11] for the homogeneous case. We also state an approximation result of functions with bounded Hessian with functions which are C^3 up to the boundary. The main result of the paper is stated in Section 4, where we describe the finite element approximations and we prove their Γ -convergence towards the continuous problem. Eventually, Section 5 provides numerical experiments which illustrate the efficiency of the approximation including in both the homogeneous (constant π) and the inhomogeneous cases.

Notations. We adopt the following definitions and notations throughout the paper.

\mathbb{E}_2 is the set of real symmetric tensors of order 2. For $A, B \in \mathbb{E}_2$, their double inner product is $A : B = \sum_{1 \leq i, j \leq 2} A_{ij} B_{ij}$. The Frobenius norm of $A \in \mathbb{E}_2$ defined by $|A|_F = \sqrt{A : A}$ is denoted by $|A|_F$ or simply $|A|$.

We denote by \mathcal{L}^2 the Lebesgue measure on \mathbb{R}^2 , by \mathcal{H}^1 the one-dimensional Hausdorff measure. Given a Borel set $B \subseteq \mathbb{R}^2$, $\mathcal{H}^1 \llcorner B$ refers to the restriction of \mathcal{H}^1 to B , that is $(\mathcal{H}^1 \llcorner B)(E) = \mathcal{H}^1(B \cap E)$ for all $E \subseteq \mathbb{R}^2$. More generally, we write $(\mu \llcorner B)(E) = \mu(B \cap E)$ for any Borel measure μ and any μ -measurable set $E \subseteq \mathbb{R}^2$. Given a finite dimensional vector space X , $\mathcal{M}_b(\Omega, X)$ will denote the set of finite X -valued Radon measures on the open set Ω . Following [2], we say that a sequence $(\mu_n)_{n \in \mathbb{N}} \in (\mathcal{M}_b(\Omega, X))^{\mathbb{N}}$ weakly-*converges towards $\mu \in \mathcal{M}_b(\Omega, X)$ as $n \rightarrow +\infty$ (and we write $\mu_n \xrightarrow{*} \mu$) if $\int_{\Omega} \varphi d\mu_n \rightarrow \int_{\Omega} \varphi d\mu$ for all $\varphi \in C_0(\Omega)$, where $C_0(\Omega)$ is the completion

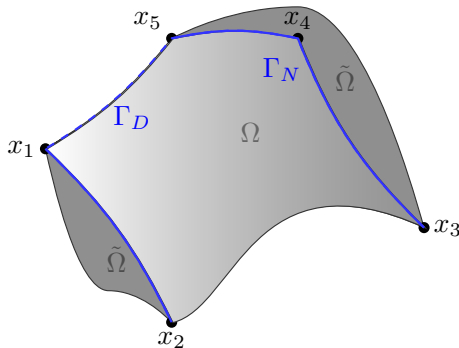


FIGURE 1. The domain Ω is piecewise C^3 regular, *i.e.* C^3 except at a finite number of points $\{x_1, \dots, x_J\}$. The (relaxed) Neumann boundary condition is imposed on $\Gamma_N = (\partial\Omega) \cap \tilde{\Omega}$ where $\tilde{\Omega} \supset \Omega$ is a piecewise C^3 domain.

1 of $C_c(\Omega)$ with respect to the sup norm, and $C_c(\Omega)$ is the space of continuous functions with compact support
 2 in Ω . For all sets $E \subset \Omega$, $E \subset\subset \Omega$ means that its closure \overline{E} is compact and $\overline{E} \subset \Omega$.

3 Given a locally integrable function $u : \Omega \rightarrow \mathbb{R}$, we denote by Du (resp. D^2u) its distributional derivative (resp.
 4 second derivative). If Du is representable by some locally integrable function (*i.e.* u has a Sobolev regularity),
 5 we refer to it as ∇u . A similar convention is adopted for D^2u and ∇^2u . The restriction of u to some set $B \subseteq \mathbb{R}^2$
 6 is denoted by $u|_B$.

7 Given a real vector space X and a function $q : X \rightarrow [-\infty, +\infty]$, we say that q is positively 1-homogeneous if
 8 for all $x \in X$, and all $t > 0$ $q(tx) = tq(x)$.

9 Eventually, \mathcal{P}_k denotes the space of polynomials of two variables of degree k or less and \mathbb{S}^{N-1} denotes the
 10 unit sphere of \mathbb{R}^N .

11

2. PRELIMINARIES

2.1. Domain regularity and boundary conditions

12 Throughout this paper, we shall consider a piecewise C^3 -regular domain $\Omega \subset \mathbb{R}^2$. More precisely, we assume
 13 that $\Omega \subset \mathbb{R}^2$ is a bounded connected open set and there exists a finite set $\{x_1, \dots, x_J\} \subseteq \partial\Omega$ such that

- 14 • for all $x \in \partial\Omega \setminus \{x_1, \dots, x_J\}$, $\partial\Omega$ is C^3 regular in a neighborhood of x ;
- 15 • there exist pairwise disjoint open neighborhoods V_j of x_j , for each $j \in \{1, \dots, J\}$ and C^3 -diffeomorphisms
 16 φ_j from V_j to $(-1, 1)^2$ such that

$$\begin{aligned} 17 \quad & \varphi_j(x_j) = (0, 0) \\ 18 \quad & \varphi_j(V_j \cap \Omega) = (0, 1)^2. \end{aligned}$$

19 In the last section, when studying the convergence of the finite element approximation, we shall make the
 20 stronger assumption that Ω is a convex polytope.

21 As for the boundary conditions imposed to Problem (1.2), we shall assume that the Dirichlet condition $u = 0$
 22 (or more precisely $\gamma_0 u = 0$, see the definition in Sect. 2.3) is imposed on Γ_D , where Γ_D is a union of connected
 23 components of $\partial\Omega \setminus \{x_1, \dots, x_J\}$. Moreover, the Neumann boundary condition $\frac{\partial u}{\partial \nu} = 0$ (in fact $\gamma_1 u = 0$, see
 24 below) is imposed on Γ_N , where Γ_N is a union of connected components of $\partial\Omega \setminus \{x_1, \dots, x_J\}$ such that $\Gamma_N \subseteq \Gamma_D$.
 25 Observe that we work in fact with a relaxed Neumann condition, as shown in the formulation (1.2).
 26

27 From the above assumptions, we deduce that there exists a bounded open connected set $\tilde{\Omega} \subseteq \mathbb{R}^2$ with
 28 piecewise smooth boundary such that $\Omega \subset \tilde{\Omega}$ and $\Gamma_N = (\partial\Omega) \cap \tilde{\Omega}$ (modulo the points $(x_j)_{1 \leq j \leq J}$, see Fig. 1).
 29

30 Eventually, we assume that Γ_D contains at least three points which are not aligned.

2.2. The penalty function π

The mechanical strength of the plate is described by a closed convex set $G \subset \mathbb{E}_2$ such that any bending state outside of G is impossible to achieve whereas a bending state lying on the boundary of G means that the plate attained its full strength capacity at this given point. For thin plates in bending, the convex set G is supposed to be bounded and to contain 0. Typical examples of such criteria are the following:

- the von Mises criterion: it is characterized by a mechanical parameter $M_0 > 0$ which represents the plate strength in uniaxial bending and it is given by the following quadratic norm on the components M_{ij} of M :

$$G = \left\{ M \in \mathbb{E}_2 \mid \sqrt{M_{11}^2 + M_{22}^2 - M_{11}M_{22} + 3M_{12}^2} \leq M_0 \right\};$$

- the Tresca criterion: it is also characterized by a parameter M_0 having the same mechanical interpretation but here the criterion is expressed in terms of the eigenvalues M_I and M_{II} of the bending moment M so that it is different from the von Mises criterion:

$$G = \{M \in \mathbb{E}_2 \mid \max(|M_I|, |M_{II}|, |M_I - M_{II}|) \leq M_0\};$$

- the Johansen criterion: it can be characterized by two parameters $M_0^+, M_0^- > 0$ which represent the plate strength in positive and negative uniaxial bending and it is given by:

$$G = \{M \in \mathbb{E}_2 \mid -M_0^- \leq M_I, M_{II} \leq M_0^+\}.$$

We refer the reader to [28] for more details about the physical concepts involved in the limit analysis of thin plates.

It is equivalent to specify G or to specify its support function π (see [29]) which appears naturally in the kinematical approach:

$$\pi(\kappa) = \sup\{M : \kappa, M \in G\}.$$

It can be shown that π is convex continuous and positively homogeneous. The support functions corresponding to the previous classical strength criteria are respectively given by:

$$\text{(von Mises)} \quad \pi(\kappa) = \frac{2M_0}{\sqrt{3}} \sqrt{\kappa_{11}^2 + \kappa_{22}^2 + \kappa_{11}\kappa_{22} + \kappa_{12}^2},$$

$$\text{(Tresca)} \quad \pi(\kappa) = M_0 \max(|\kappa_I|, |\kappa_{II}|, |\kappa_I + \kappa_{II}|),$$

$$\text{(Johansen)} \quad \pi(\kappa) = \max(M_0^+ \kappa_I, -M_0^- \kappa_I) + \max(M_0^+ \kappa_{II}, -M_0^- \kappa_{II}).$$

Depending on the local width or composition of the plate, the convex set $G = G(x)$ may vary both in size or shape. As a consequence the penalty function may also vary in Ω : $\pi(\kappa) = \pi(x, \kappa)$.

In the following, we shall consider a continuous function $\pi : \tilde{\Omega} \times \mathbb{E}_2 \rightarrow [0, \infty)$ which is convex and positively 1-homogeneous in the second variable. Moreover, we assume that there exists $\alpha > 0$, $\beta > 0$ such that for all $x \in \tilde{\Omega}$ and $\kappa \in \mathbb{E}_2$,

$$\alpha|\kappa|_F \leq \pi(x, \kappa) \leq \beta|\kappa|_F. \tag{2.1}$$

Then it can be shown that $\pi(x, \cdot)$ is the support function of some closed convex set $G(x) \subseteq \mathbb{E}_2$, and (2.1) means that $G(x)$ is bounded and contains 0 in its interior (uniformly in x).

2.3. Bounded Hessian functions

We recall here the main properties of the space of functions with bounded Hessian. We refer the reader to [12, 13, 32] for more details about this space (also see the textbook [2]). A function $u \in W^{1,1}(\Omega)$ whose

1 second derivative D^2u in the sense of distributions is a finite (matrix valued) Radon measure is called a bounded
 2 Hessian function.

3 The total variation of D^2u , denoted by $|D^2u|$, is then a finite positive Radon measure on Ω , and its total
 4 mass, given by:

$$\sup \left\{ \int_{\Omega} u(x) \operatorname{div} \operatorname{div} \varphi(x) dx; \varphi \in C_c^\infty(\Omega, \mathbb{E}_2), \forall x \in \Omega \ |\varphi(x)|_F \leq 1 \right\}, \quad (2.2)$$

$$\text{where } \operatorname{div} \operatorname{div} \varphi = \sum_{i,j} \frac{\partial^2 \varphi_{i,j}}{\partial x_i \partial x_j},$$

5 will be denoted by $|D^2u|(\Omega)$ or by $\int_{\Omega} |D^2u|$. One may observe from (2.2) that the map $u \mapsto |D^2u|(\Omega) \in [0, +\infty]$
 6 is well-defined on $L^1_{\text{loc}}(\Omega)$ and is lower semi-continuous. In fact, $u \in L^1(\Omega)$ is a Bounded Hessian function if
 7 and only if $|D^2u|(\Omega) < +\infty$, provided that Ω has the cone property (see [1] for the definition, this is obviously
 8 the case here since Ω is piecewise C^3).

9 Endowed with the norm $\|\cdot\|_{\text{HB}(\Omega)}$ defined by:

$$\forall u \in \text{HB}(\Omega), \quad \|u\|_{\text{HB}(\Omega)} \stackrel{\text{def.}}{=} \|u\|_1 + \|\nabla u\|_1 + |D^2u|(\Omega), \quad (2.3)$$

10 the space $\text{HB}(\Omega)$ of bounded Hessian functions is a Banach space. If Ω has the cone property, $\|\cdot\|_{\text{HB}(\Omega)}$ may
 11 be replaced with the equivalent norm defined by $\|u\|_1 + |D^2u|(\Omega)$ for all $u \in \text{HB}(\Omega)$ (see [12], Prop. 1.3), and
 12 the injection $\text{HB}(\Omega) \hookrightarrow W^{1,1}(\Omega)$ is compact. Moreover, the injection $\text{HB}(\Omega) \hookrightarrow C(\overline{\Omega})$ is continuous.

13 Two other topologies, known as the “weak” and “intermediate” topologies, are introduced in [12]. The weak
 14 topology is the one induced by the norm $\|\cdot\|_{W^{1,1}}$ and the family of seminorms $u \mapsto |\int_{\Omega} \psi d(D^2u)_{ij}|$ for all
 15 $\psi \in C_c(\Omega)$ and $1 \leq i, j \leq 2$. Here, $(D^2u)_{ij}$ refers to each entry of D^2u , so that it is a signed Radon measure,
 16 and in fact $\int_{\Omega} \psi d(D^2u)_{ij} = \int_{\Omega} u(x) \frac{\partial^2 \psi_{i,j}}{\partial x_i \partial x_j}(x) dx$ for $\psi \in C_c^\infty(\Omega)$. An important property is that if a sequence
 17 of functions $(u_n)_{n \in \mathbb{N}}$ is bounded in $\text{HB}(\Omega)$ (for the strong topology), then there exists a function $u_\infty \in \text{HB}(\Omega)$
 18 and a subsequence $(u_{n'})_{n' \in \mathbb{N}}$ that converges towards u_∞ for the weak topology. The reader should note that
 19 the weak topology (as it is termed in [12]) is not the “usual” weak topology of functional analysis: it is not the
 20 topology induced by continuous linear forms on $\text{HB}(\Omega)$.

21 The intermediate topology is defined by the distance

$$d(u_1, u_2) \stackrel{\text{def.}}{=} \|u_1 - u_2\|_1 + \left| |D^2u_1|(\Omega) - |D^2u_2|(\Omega) \right|. \quad (2.4)$$

22 Although it is not completely obvious, the intermediate topology is finer than the weak topology, as shown
 23 in the next proposition.

Proposition 2.1. *Let $u \in \text{HB}(\Omega)$ and $(u_n)_{n \in \mathbb{N}} \in (\text{HB}(\Omega))^{\mathbb{N}}$ such that*

$$\lim_{n \rightarrow +\infty} d(u, u_n) = 0.$$

24 *Then u_n converges towards u for the $\text{HB}(\Omega)$ -weak topology.*

25 *Proof.* The main point to prove is that $\lim_{n \rightarrow +\infty} \|\nabla(u - u_n)\|_{L^1} = 0$.

26 Assume by contradiction that there is some $\varepsilon > 0$ and a subsequence (still denoted u_n) such that $\|\nabla(u_n -$
 27 $u)\|_{L^1} \geq \varepsilon$. The sequence $\|u_n\|_{L^1} + |D^2u_n|(\Omega)$ being bounded (so that $\|u_n\|_{\text{HB}(\Omega)}$ is bounded as well, by
 28 equivalence of the norms) we may extract a subsequence which converges in $W^{1,1}(\Omega)$ towards some $\tilde{u} \in \text{HB}(\Omega)$.
 29 In particular we have $\lim_{n \rightarrow +\infty} \|\nabla(u_n - \tilde{u})\|_{L^1} = 0$. Since on the other hand $\lim_{n \rightarrow +\infty} \|u_n - u\|_{L^1} = 0$, we must
 30 have $\tilde{u} = u$, and thus $\lim_{n \rightarrow +\infty} \|\nabla(u_n - u)\|_{L^1} = 0$, which contradicts the assumption. Thus $\lim_{n \rightarrow +\infty} \|\nabla(u -$
 31 $u_n)\|_{L^1} = 0$.

32 The weak-* convergence of D^2u_n towards D^2u comes from the fact that $\lim_{n \rightarrow +\infty} u_n = u$ in $L^1(\Omega)$ and that
 33 $\sup_{n \in \mathbb{N}} (|D^2u_n|(\Omega)) < +\infty$. \square

The following important result of Demengel states that any function in $\text{HB}(\Omega)$ may be approximated by smooth functions. 1
2

Proposition 2.2 ([12], Prop. 1.4). *For all $u \in \text{HB}(\Omega)$, there exists a sequence $u_n \in C^\infty(\Omega) \cap W^{2,1}(\Omega)$ such that $\lim_{n \rightarrow +\infty} d(u_n, u) = 0$.* 3
4

It is possible to define the trace of a bounded Hessian function, and the normal trace of its gradient: there exists continuous (for the strong topology) linear operators $\gamma_0 : \text{HB}(\Omega) \rightarrow W^{1,1}(\Gamma)$ and $\gamma_1 : \text{HB}(\Omega) \rightarrow L^1(\Gamma)$ such that for all $u \in C^2(\overline{\Omega})$, $\gamma_0(u) = u|_\Gamma$ and $\gamma_1(u) = \frac{\partial u}{\partial \nu}|_\Gamma$ (where ν is the outer unit normal to Ω). It turns out that γ_0 and γ_1 are continuous w.r.t. the intermediate topology defined by (2.4). For the sake of simplicity, for $u \in \text{HB}(\Omega)$ and when the context is clear, we shall sometimes write $u|_\Gamma$ (resp. $\frac{\partial u}{\partial \nu}|_\Gamma$) instead of $\gamma_0(u)$ (resp. $\gamma_1(u)$). It is worth noting that one may require in (Prop. 2.2 see [12]) that the approximating sequence $(u_n)_{n \in \mathbb{N}}$ should consist of smooth functions which have the same traces as u : $\gamma_0 u_n = \gamma_0 u$, $\gamma_1 u_n = \gamma_1 u$ for all $n \in \mathbb{N}$. 5
6
7
8
9
10
11

Eventually, we shall rely on the following gluing theorem proved by Demengel [12] (see also [2], Cor. 3.89). Let $U, V \subset \mathbb{R}^2$ be two open sets with Lipschitz boundary such that $U \subset V$, and let $\Gamma = V \cap \partial U$. For $u \in \text{HB}(U)$, $v \in \text{HB}(V \setminus \overline{U})$ define 12
13
14

$$w = \begin{cases} u & \text{in } U, \\ v & \text{in } V \setminus \overline{U}. \end{cases} \quad \text{15
16}$$

Theorem 2.3 [12]. *The function w is in $\text{HB}(V)$ if and only if $\gamma_0 u = \gamma_0 v$ on Γ , and then* 17

$$D^2 w = (D^2 u)_\perp U + (D^2 v)_\perp (V \setminus \overline{U}) + \left(\frac{\partial v}{\partial \nu} - \frac{\partial u}{\partial \nu} \right) \nu \otimes \nu \mathcal{H}^1 \llcorner \Gamma, \quad \text{(2.5)}$$

where ν is the normal from U to $V \setminus \overline{U}$. 18

2.4. Functionals involving the Hessian 19

2.4.1. Convex Function of a Measure 20

In this paragraph, we recall some results about convex functionals of a measure. We refer the reader to ([2], Sect. 2.6) for a detailed exposition on this notion. 21
22

We consider a Borel function $f : \tilde{\Omega} \times \mathbb{R}^N \rightarrow [0, \infty)$ (where $N \in \mathbb{N}^*$ and $\tilde{\Omega}$ is defined in Sect. 2.1), positively 1-homogeneous and convex in the second variable. Given any bounded Radon measure $\mu \in \mathcal{M}_b(\tilde{\Omega}, \mathbb{R}^N)$, μ is absolutely continuous w.r.t. its total variation $|\mu|$ and the Radon–Nikodym derivative $\frac{\mu}{|\mu|}$ is a $|\mu|$ -measurable function (such that $\frac{\mu}{|\mu|}(x) \in \mathbb{S}^{N-1}$ for $|\mu|$ -almost every $x \in \tilde{\Omega}$). Thus we may define 23
24
25
26

$$J(\mu) \stackrel{\text{def.}}{=} \int_{\tilde{\Omega}} f \left(x, \frac{\mu}{|\mu|}(x) \right) d|\mu|(x). \quad \text{(2.6)}$$

One may show that J is convex, positively 1-homogeneous, and that $J(\mu_1 + \mu_2) = J(\mu_1) + J(\mu_2)$ when the measures μ_1 and μ_2 are mutually singular. Moreover, a result by Reshetnyak ([2], Thm. 2.38) ensures that it is weak-* lower semi-continuous provided $f : \tilde{\Omega} \times \mathbb{R}^N \rightarrow [0, \infty)$ is lower semi-continuous. More precisely, if $\mu_n \in \mathcal{M}_b(\tilde{\Omega}, \mathbb{R}^N)$ and $\mu_n \xrightarrow{*} \mu \in \mathcal{M}_b(\tilde{\Omega}, \mathbb{R}^N)$, then 27
28
29
30

$$J(\mu) \leq \liminf_{n \rightarrow +\infty} J(\mu_n). \quad \text{(2.7)}$$

If additionally the restriction of f to $\tilde{\Omega} \times \mathbb{S}^{N-1}$ is continuous and bounded, and that $|\mu_n|(\tilde{\Omega}) \rightarrow |\mu|(\tilde{\Omega})$, Reshetnyak's continuity theorem ([2], Thm. 2.39) states that 31
32

$$J(\mu) = \lim_{n \rightarrow +\infty} J(\mu_n). \quad \text{(2.8)}$$

1 *2.4.2. Energy with boundary terms*

2 Now we assume that π satisfies the hypotheses of Section 2.2. From Theorem 2.3, we know that we may
 3 extend any function $u \in \text{HB}(\Omega)$ such that $\gamma_0 u = 0$ in Γ_D into a function $\tilde{u} \in \text{HB}(\tilde{\Omega})$ such that $\tilde{u} = 0$ in $\tilde{\Omega} \setminus \overline{\Omega}$.
 4 Combining this observation with the framework of Section 2.4.1, we define its energy as $\int_{\tilde{\Omega}} \pi(x, \frac{D^2 \tilde{u}}{|D^2 \tilde{u}|}(x)) |D^2 \tilde{u}|$,
 5 which turns out to be

$$J(u) = \int_{\Omega} \pi \left(x, \frac{D^2 u}{|D^2 u|}(x) \right) |D^2 u| + \int_{\Gamma_N} \pi \left(x, -\frac{\partial u}{\partial \nu} \nu \otimes \nu \right) d\mathcal{H}^1(x). \quad (2.9)$$

6 The next two propositions describe the (lower semi-)continuity properties of J with respect to the topologies
 7 of $\text{HB}(\Omega)$.

8 **Proposition 2.4.** *The functional $J : \text{HB}(\Omega) \rightarrow [0, \infty)$ is sequentially lower semi-continuous for the weak
 9 topology of $\text{HB}(\Omega)$ (or the $L^1(\Omega)$ strong topology).*

10 *Proof.* Let $(u_n)_{n \in \mathbb{N}} \in (\text{HB}(\Omega))^{\mathbb{N}}$ which converges towards some $u \in \text{HB}(\Omega)$ for the weak topology (or the $L^1(\Omega)$
 11 strong topology). We want to prove that

$$\liminf_{n \rightarrow +\infty} J(u_n) \geq J(u). \quad (2.10)$$

12 Recall that $J(u) = \int_{\tilde{\Omega}} \pi \left(x, \frac{D^2 \tilde{u}}{|D^2 \tilde{u}|}(x) \right) |D^2 \tilde{u}|$, where \tilde{u} is the extension of u the null function on $\tilde{\Omega} \setminus \overline{\Omega}$. However
 13 we cannot directly apply Reshetnyak's lower semi-continuity theorem since the sequence $(D^2 \tilde{u}_n)$ does not *a*
 14 *priori* converge towards $D^2 \tilde{u}$ for the weak-* topology of $\mathcal{M}_b(\tilde{\Omega})$.

15 Let $l = \liminf_{n \rightarrow +\infty} J(u_n)$. If $l = +\infty$, there is nothing to prove. Assuming that $l < +\infty$, we extract a
 16 subsequence $u_{n'}$ such that $\lim_{n' \rightarrow \infty} J(u_{n'}) = l$. Then for n' large enough,

$$\alpha |D^2 \tilde{u}_{n'}|(\tilde{\Omega}) = \alpha \left(|D^2 u_{n'}|(\Omega) + \int_{\Gamma_N} \left| \frac{\partial u_{n'}}{\partial \nu} \right| d\mathcal{H}^1 \right) \leq J(u_{n'}) \leq l + 1. \quad (2.10)$$

17 Since $\tilde{u}_{n'}$ converges towards \tilde{u} in $L^1(\tilde{\Omega})$, we obtain that $D^2 \tilde{u}_{n'}$ converges towards $D^2 \tilde{u}$ for the weak-* topology of
 18 $\mathcal{M}_b(\tilde{\Omega})$. By Reshetnyak's lower semi-continuity theorem ([2], Thm. 2.38), we obtain the desired inequality. \square

19 **Proposition 2.5.** *The functional $J : \text{HB}(\Omega) \rightarrow [0, \infty)$ is continuous for the intermediate topology of $\text{HB}(\Omega)$.*

20 *Proof.* Let $(u_n)_{n \in \mathbb{N}} \in (\text{HB}(\Omega))^{\mathbb{N}}$ be a sequence such that $\lim_{n \rightarrow \infty} d(u, u_n) = 0$, where d is the distance defining
 21 the intermediate topology of Ω (see (2.4)).

22 By continuity of the trace γ_1 with respect to the intermediate topology, $\lim_{n \rightarrow +\infty} \gamma_1 u_n = \gamma_1 u$ in $L^1(\partial\Omega)$, so
 23 that

$$|D^2 u_n|(\Omega) + \int_{\Gamma_N} \left| \frac{\partial u_n}{\partial \nu} \right| d\mathcal{H}^1 \rightarrow |D^2 u|(\Omega) + \int_{\Gamma_N} \left| \frac{\partial u}{\partial \nu} \right| d\mathcal{H}^1,$$

24 or equivalently, considering the extension of u to $\tilde{\Omega}$ described above,

$$|D^2 \tilde{u}_n|(\tilde{\Omega}) \rightarrow |D^2 \tilde{u}|(\tilde{\Omega}).$$

25 Moreover, since $\lim_{n \rightarrow +\infty} \tilde{u}_n = \tilde{u}$ in $L^1(\tilde{\Omega})$, we see that $D^2 \tilde{u}_n \xrightarrow{*} D^2 \tilde{u}$ in $\mathcal{M}_b(\tilde{\Omega})$.

26 By Reshetnyak's continuity theorem ([2], Thm. 2.39) we obtain that

$$\lim_{n \rightarrow +\infty} \int_{\tilde{\Omega}} \pi \left(x, \frac{D^2 u_n}{|D^2 u_n|} \right) |D^2 u_n| = \int_{\tilde{\Omega}} \pi \left(x, \frac{D^2 u}{|D^2 u|} \right) |D^2 u|,$$

27 which is the desired result. \square

3. THE CONTINUOUS PROBLEM IN $\text{HB}(\Omega)$

1

3.1. Formulation of the problem

2

From now on, we consider Ω , Γ_D , Γ_N and π which satisfy the hypotheses of Section 2, and we assume that we are given a load, that is a linear form $L : \text{HB}(\Omega) \rightarrow \mathbb{R}$ such that either L is continuous with respect to the weak topology defined in Section 2.3 or its restriction to bounded subsets of $\text{HB}(\Omega)$ is (sequentially) continuous for the weak topology. This holds if for instance one of the two conditions hold:

3

4

5

6

7

8

9

10

11

12

13

14

15

16

17

18

19

20

21

22

23

24

25

26

27

28

29

30

31

32

33

34

35

36

37

38

39

40

41

42

43

44

45

46

47

48

49

50

51

52

53

54

55

56

57

58

59

60

61

62

63

64

65

66

67

68

69

70

71

72

73

74

75

76

77

78

79

80

81

82

83

84

85

86

87

88

89

90

91

92

93

94

95

96

97

98

99

100

101

102

103

104

105

106

107

108

109

110

111

112

113

114

115

116

117

118

119

120

121

122

123

124

125

126

127

128

129

130

131

132

133

134

135

136

137

138

139

140

141

142

143

144

145

146

147

148

149

150

151

152

153

154

155

156

157

158

159

160

161

162

163

164

165

166

167

168

169

170

171

172

173

174

175

176

177

178

179

180

181

182

183

184

185

186

187

188

189

190

191

192

193

194

195

196

197

198

199

200

201

202

203

204

205

206

207

208

209

210

211

212

213

214

215

216

217

218

219

220

221

222

223

224

225

226

227

228

229

230

231

232

233

234

235

236

237

238

239

240

241

242

243

244

245

246

247

248

249

250

251

252

253

254

255

256

257

258

259

260

261

262

263

264

265

266

267

268

269

270

271

272

273

274

275

276

277

278

279

280

281

282

283

284

285

286

287

288

289

290

291

292

293

294

295

296

297

298

299

300

301

302

303

304

305

306

307

308

309

310

311

312

313

314

315

316

317

318

319

320

321

322

323

324

325

326

327

328

329

330

331

332

333

334

335

336

337

338

339

340

341

342

343

344

345

346

347

348

349

1 In the above proof, we have used the coercivity of J with respect to the $\text{HB}(\Omega)$ norm. This is a consequence
2 of the following Lemma.

3 **Lemma 3.4** (coercivity). *There exists $C > 0$ (which depends only on Ω , π and Γ_D) such that for all $u \in \text{HB}(\Omega)$
4 with $u = 0$ on Γ_D :*

$$J(u) \geq C \|u\|_{\text{HB}(\Omega)} = C (\|u\|_{W^{1,1}} + |D^2u|(\Omega)). \quad (3.2)$$

5

6 *Proof.* We follow the standard proof of the Poincaré inequality (see [2]). Assume by contradiction that (3.2)
7 does not hold. Then there exists a sequence $(u_n)_{n \in \mathbb{N}} \in (\text{HB}(\Omega))^{\mathbb{N}}$, such that for all $n \in \mathbb{N}$, $\gamma_0 u_n = 0$ on Γ_D and

$$\alpha \int_{\Omega} |D^2 u_n| \leq \int_{\Omega} \pi \left(x, \frac{D^2 u_n}{|D^2 u_n|} \right) |D^2 u_n| < \frac{1}{n} \|u_n\|_{\text{HB}(\Omega)}. \quad (3.3)$$

8 Since $\|u_n\|_{\text{HB}(\Omega)} \neq 0$, we may assume, up to a rescaling, that $\|u_n\|_{\text{HB}(\Omega)} = 1$ so that the sequence is bounded in
9 $\text{HB}(\Omega)$.

10 Hence (see Sect. 2.3), we may extract a subsequence $(u_{n'})_{n' \in \mathbb{N}}$ which weakly converges to some $\bar{u} \in \text{HB}(\Omega)$.
11 Since weak convergence in $\text{HB}(\Omega)$ implies strong convergence in $W^{1,1}(\Omega)$ we have $\gamma_0 \bar{u} = 0$ on Γ_D . By the lower
12 semi-continuity of the second variation,

$$13 \quad 0 \leq \alpha \int_{\Omega} |D^2 \bar{u}| \leq \liminf_{n' \rightarrow +\infty} \alpha \int_{\Omega} |D^2 u_{n'}| = 0,$$

14
15 so that $\bar{u} \in \mathcal{P}_1$. Since Γ_D contains three points which are not aligned, this implies that $\bar{u} = 0$, which contradicts
16 $\lim_{n' \rightarrow +\infty} \|u_{n'}\|_{\text{HB}(\Omega)} = 1$, hence the claimed result. \square

17 3.3. An approximation result

18 We shall rely on the following result in order to prove the Γ -convergence of the finite element method.

19 **Proposition 3.5.** *Let $u \in \text{HB}(\Omega)$ and $\varepsilon > 0$, there exists $u_\varepsilon \in C^3(\bar{\Omega})$ such that*

$$u_{\Gamma_D} = 0, \quad (3.4)$$

$$\|u - u_\varepsilon\|_{W^{1,1}(\Omega)} \leq \varepsilon, \quad (3.5)$$

$$||D^2 u|(\Omega) - |D^2 u_\varepsilon|(\Omega)| \leq \varepsilon, \quad (3.6)$$

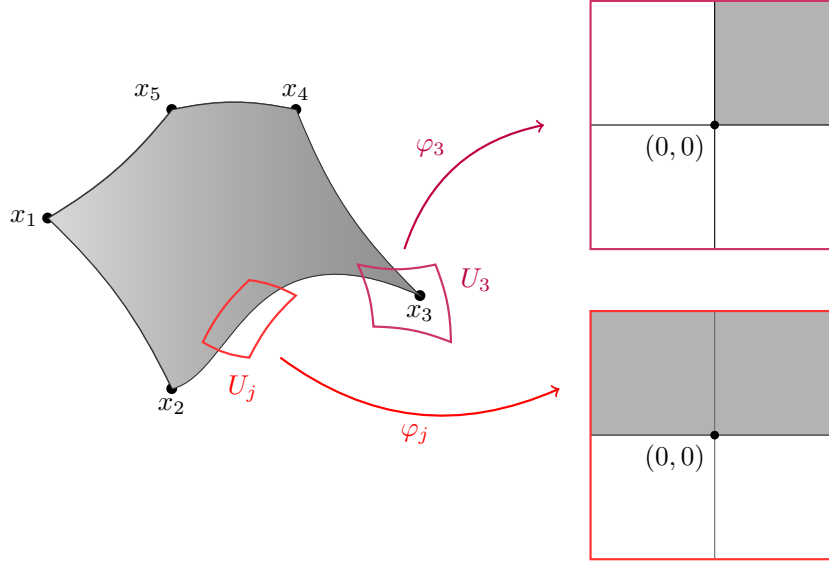
$$|J(u) - J(u_\varepsilon)| \leq \varepsilon. \quad (3.7)$$

20

21 *Proof.* From Propositions 2.2 and 2.5, we see that we can already find a function $v \in W^{2,1}(\Omega)$ such that
22 $v|_{\Gamma_D} = 0$, $\|u - v\|_{W^{1,1}} \leq \frac{\varepsilon}{2}$, $||D^2 u|(\Omega) - |D^2 v|(\Omega)| \leq \frac{\varepsilon}{2}$, and $|J(u) - J(v)| \leq \frac{\varepsilon}{2}$. Therefore, replacing u with v ,
23 there is no loss of generality in assuming that $u \in W^{2,1}(\Omega)$.

24 *Partition of the domain.* By assumption on Ω (Sect. 2.1), there exists a finite open cover $(U_i)_{0 \leq i \leq N}$ of $\bar{\Omega} \subset \mathbb{R}^2$,
25 such that $U_0 \subset\subset \Omega$, and for each $i \in \{1, \dots, N\}$ there exists a C^3 -diffeomorphism $\varphi_i : U_i \rightarrow Q$ (where $Q =$
26 $(-1, 1) \times (-1, 1)$) which satisfies (see Fig. 2)

- 27 • for $1 \leq i \leq J$, $\varphi_i(\bar{\Omega} \cap U_i) = [0, 1) \times [0, 1)$, where $\varphi_i^{-1}((0, 0)) = x_i$ and x_i is one of the exceptional points
28 where $\partial\Omega$ is not smooth (see Sect. 2.1);
- 29 • for $J + 1 \leq i \leq N$, $\varphi_i(\bar{\Omega} \cap U_i) = (-1, 1) \times [0, 1)$.

FIGURE 2. The local charts used to smooth the function u in Proposition 3.5.

Let us choose a C^∞ -partition of unity $(\beta_i)_{0 \leq i \leq N}$ of $\overline{\Omega}$ with respect to the cover $(U_i)_{0 \leq i \leq N}$. Each function $u_i \stackrel{\text{def}}{=} \beta_i u$ is in $W^{2,1}(\Omega)$ with support in $\text{supp } \beta_i \cap \overline{\Omega}$, and u_i satisfies the boundary condition $u_i = 0$ on $\Gamma_D \cap U_i$. 1
2

Now we define an extension and smoothing for each u_i depending on the required boundary condition: we must not introduce discontinuities at $\partial\Omega \cap U_i$, but we must also preserve the property that $u_i = 0$ on $\Gamma_D \cap U_i$. 3
4

For $J+1 \leq i \leq N$, U_i intersects exactly one connected component of $\partial\Omega \setminus \{x_1, \dots, x_J\}$, so that $U_i \cap \Gamma_D = \emptyset$, or $U_i \cap \Gamma_D \neq \emptyset$ and $U_i \cap \Gamma_D = U_i \cap \partial\Omega$. Similarly, each U_i for $1 \leq i \leq J$ intersects (at most) two connected components of $\partial\Omega \setminus \{x_1, \dots, x_J\}$, each of which may be involved in the Dirichlet condition or not. For the sake of simplicity, we detail the argument in the case $J+1 \leq i \leq N$. The case $1 \leq i \leq J$ is handled by applying the argument below in both the horizontal and vertical axes. 5
6
7
8
9

Extension. Let us write $Q^+ = (-1, 1) \times (0, 1)$ and set $v_i = u_i \circ \varphi_i^{-1} : Q^+ \rightarrow \mathbb{R}$. If $\Gamma_D \cap U_i = \emptyset$, we define, for $(x, t) \in Q = (-1, 1) \times (-1, 1)$ 10
11

$$\hat{v}_i(x, t) = \begin{cases} v_i(x, t) & \text{for } t > 0, \\ -2v_i(x, -2t) + 3v_i(x, -t) & \text{for } t < 0. \end{cases} \quad (3.8)$$

In the case where $\Gamma_D \cap U_i = \partial\Omega \cap U_i$, we use a different extension: 12

$$\hat{v}_i(x, t) = \begin{cases} v_i(x, t) & \text{for } t > 0, \\ -v_i(x, -t) & \text{for } t < 0. \end{cases} \quad (3.9)$$

Since $v_i \in W^{2,1}(Q^+)$, Theorem 2.3 ensures in both cases that $\hat{v}_i \in W^{2,1}(Q)$ (since the normal trace of the gradient has no jump along $(-1, 1) \times \{0\}$) with compact support in Q . 13
14

Smoothing. Now we define an approximation to the identity $(\rho_h)_{h>0}$ on Q . Given some even function $\eta \in C_c^\infty(\mathbb{R}, [0, +\infty))$ such that $\text{supp } \eta \subset (-1, 1)$ and $\int_{\mathbb{R}} \eta = 1$, we set $\rho : \mathbb{R}^2 \rightarrow \mathbb{R}_+$ and $\rho_h = \frac{1}{h^2} \rho(\frac{\cdot}{h})$ for all $h > 0$. We set $\tilde{v}_i = \rho_{h_i} * \hat{v}_i$ for $h_i < \frac{1}{2} \text{dist}(\text{supp } \hat{v}_i, \partial Q)$, so that $\tilde{v}_i \in C_c^\infty(Q)$ and 15
16
17

$$\lim_{h_i \rightarrow 0^+} \|v_i - \tilde{v}_i\|_{W^{2,1}(Q^+)} = 0. \quad (3.10)$$

Moreover, we observe that in the case where $\Gamma_D \cap U_i = \partial\Omega \cap U_i$, equation (3.9) implies that $\tilde{v}_i = 0$ in $(-1, 1) \times \{0\}$. 18
19
20

1 *Back to U_i and Ω .* It is easily seen that $\tilde{u}_i \stackrel{\text{def.}}{=} \tilde{v}_i \circ \varphi_i \in C_c^3(U_i)$, and $\tilde{u}_i = 0$ on $\Gamma_D \cap U_i$. Moreover there exists a
 2 constant $C > 0$ which depends only on φ_i such that

$$3 \quad \|\tilde{u}_i - u_i\|_{W^{2,1}(U_i \cap \Omega)} \leq C \|\tilde{v}_i - v_i\|_{W^{2,1}(Q^+)},$$

5 hence $\|\tilde{u}_i - u_i\|_{W^{2,1}(U_i \cap \Omega)} \rightarrow 0$ as $h_i \rightarrow 0$. As a consequence, we may choose $(h_i)_{1 \leq i \leq N}$ such that

$$6 \quad \left\| u - \sum_{i=1}^N \tilde{u}_i \right\|_{W^{2,1}(\Omega)} \leq \sum_{i=1}^N \|u_i - \tilde{u}_i\|_{W^{2,1}(\Omega)}$$

7 is arbitrarily small. The function $\sum_{i=1}^N \tilde{u}_i$ is in $C^3(\overline{\Omega})$, and by Proposition 2.5, we obtain the claimed
 8 inequalities. \square

10 4. FINITE ELEMENTS DISCRETIZATION

11 This section is devoted to the analysis of the finite element method for Problem (CA). We refer to [7] for a
 12 comprehensive exposition of the theory of finite elements.

13 4.1. Notations and definitions

14 From now on, we assume that $\Omega \subset \mathbb{R}^2$ is a bounded convex polyhedral open set (which implies the assumptions
 15 of Sect. 2.1). Indeed, in the polyhedral case the assumption of Section 2.1 that the corners of the domain are
 16 locally diffeomorphic to the positive orthant is equivalent to the fact that each angle inside the domain is not
 17 reflex. Let us recall that such an assumption is required for the extension procedure of Prop. 3.5).

18 We say that \mathcal{T} is a triangulation of Ω , if it is a finite collection of open triangles $\{T_i\}$ such that

- 19 • $T_i \cap T_j = \emptyset$ for $i \neq j$;
- 20 • $\bigcup \overline{T_i} = \overline{\Omega}$;

21 and no vertex of any triangle lies in the interior of an edge of another triangle.

22 We consider a family of triangulations of Ω , $\{\mathcal{T}^n, n \in \mathbb{N}\}$ such that there exists a decreasing sequence
 23 $(h_n)_{n \in \mathbb{N}} \in \mathbb{R}^{\mathbb{N}}$, such that $\lim_{n \rightarrow +\infty} h_n = 0$ and

$$\max \{\text{diam } T ; T \in \mathcal{T}^n\} \leq h_n \text{ diam } \Omega. \quad (4.1)$$

24 We say that the family is *nondegenerate* if there exists $\rho > 0$ such that for all $n \in \mathbb{N}$ and $T \in \mathcal{T}^n$,

$$\text{diam } B_T \geq \rho \text{ diam } T \quad (4.2)$$

25 where B_T is the largest ball contained in T .

26 Given a triangulation $\mathcal{T} = \mathcal{T}^n$ for some $n \in \mathbb{N}$ and $k \in \mathbb{N}$, the finite element method consists in defining a
 27 global interpolant $I_{\mathcal{T}} : C^k(\overline{\Omega}) \rightarrow \mathbb{R}^{\Omega}$ which coincides with some local interpolant I_T on each triangle $T \in \mathcal{T}$:
 28 $(I_{\mathcal{T}}u)|_T \stackrel{\text{def.}}{=} I_T u$. We describe below the finite elements and the corresponding local interpolants used in this
 29 paper.

30 *Lagrange finite elements.* The finite elements are $(T, \mathcal{P}_2, \mathcal{N}_T)$, where T is any triangle of \mathcal{T} , \mathcal{P}_2 is the space of
 31 quadratic polynomials on \mathcal{T} ($\dim \mathcal{P}_2 = 6$) and $\mathcal{N} = \{N_1, \dots, N_6\} \subset C^0(\overline{T})'$ where for $1 \leq i \leq 6$, N_i is the
 32 evaluation at point z_i (see Fig. 3). Observe that \mathcal{N} is a basis of \mathcal{P}'_2 .

33 The local interpolant $I_T : C^0(\overline{T}) \rightarrow \mathcal{P}_2$ is defined by

$$I_T(u) \stackrel{\text{def.}}{=} \sum_{i=1}^6 N_i(u) \psi_i = \sum_{i=1}^6 u(z_i) \psi_i \quad (4.3)$$

34 where the collection of shape functions $(\psi_i)_{1 \leq i \leq 6}$ is the basis (of \mathcal{P}_2) dual to \mathcal{N} .

35 The finite elements are affine-equivalent to some reference element denoted $(T_0, \mathcal{P}_2, \mathcal{N}_{T_0})$, where for instance
 36 the vertices are $(0, 0)$, $(1, 0)$, and $(0, 1)$ (see the definition in ([7], Sect. 3.4) or the Hermite case below).

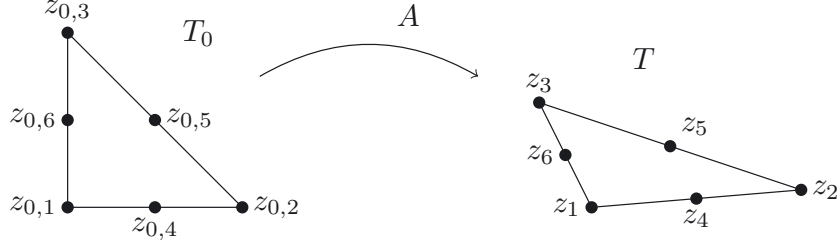


FIGURE 3. The Lagrange \mathcal{P}_2 interpolation is determined by 6 control nodes which impose the values of the polynomial at z_1, \dots, z_6 . Those nodes are the three vertices and the middle of each edge. Each element T is the image of the reference element T_0 through some affine map A .

Hermite finite elements. Here, the finite elements are $(T, \mathcal{P}_3, \mathcal{N}_T)$, where T is any triangle of \mathcal{T} , \mathcal{P}_3 is the space of cubic polynomials on T ($\dim \mathcal{P}_3 = 10$) and $\mathcal{N} = \bigcup_{i=1}^4 \{N_i\} \cup \bigcup_{1 \leq i, j \leq 3, i \neq j} \{N_{i \rightarrow j}\}$, where $N_i \in C^0(\overline{T})'$ is the evaluation at point z_i , and $N_{i \rightarrow j} \in C^1(\overline{T})'$ is defined as the directional derivative of u along the direction of an edge $N_{i \rightarrow j}(u) = (\nabla u(z_i))(z_j - z_i)$ (see Fig. 4). Observe that \mathcal{N} is a basis of \mathcal{P}_3' .

The local interpolant $I_T : C^0(\overline{T}) \rightarrow \mathcal{P}_3$ is defined by

$$I_T(u) \stackrel{\text{def.}}{=} \sum_{i=1}^4 N_i(u) \psi_i + \sum_{1 \leq i, j \leq 3, i \neq j} N_{i \rightarrow j}(u) \psi_{i \rightarrow j} \quad (4.4)$$

$$= \sum_{i=1}^4 u(z_i) \psi_i + \sum_{1 \leq i, j \leq 3, i \neq j} (\nabla u(z_i) \cdot (z_j - z_i)) \psi_{i \rightarrow j} \quad (4.5)$$

where $\{\psi_i\} \cup \{\psi_{i \rightarrow j}\}$ forms the basis (of \mathcal{P}_3) dual to \mathcal{N} .

Each finite element is affine-equivalent to some reference element denoted $(T_0, \mathcal{P}_3, \mathcal{N}_{T_0})$, where for instance the vertices are $(0, 0)$, $(1, 0)$, and $(0, 1)$: more precisely there is some affine map $A : x \mapsto ax + b$ where $a \in \text{GL}_2(\mathbb{R})$, $b \in \mathbb{R}^2$ such that:

- $A(T_0) = T$;
- $A^* \mathcal{P}_3 = \mathcal{P}_3$, where for all $f \in \mathcal{P}_3$, $A^* f = f \circ A$;
- $A_* \mathcal{N}_{T_0} = \mathcal{N}_T$ where $A_* N(f_0) = N(A^* f_0)$ for $f_0 \in \mathcal{P}_3$.

The nondegeneracy of the triangulation \mathcal{T} allows to bound the distance between $I_T u$ and u for smooth functions u (using the fact that the affine maps A for each triangle are not too ill-conditioned): we refer to [7] for more details (see also the next section).

4.2. Approximation of a function with Lagrange or Hermite finite elements

In this section, we prove that one may approximate (for the strong $\text{HB}(\Omega)$ topology) a smooth function using the Lagrange or Hermite finite elements described above. As mentioned above, we assume that the family $\{\mathcal{T}^n, n \in \mathbb{N}\}$ is nondegenerate.

Proposition 4.1. *Let $u \in C^3(\overline{\Omega}, \mathbb{R})$. Then, there exists a constant $C \geq 0$ (which only depends on ρ and Ω), such that for all $n \in \mathbb{N}$ and $\mathcal{T} \stackrel{\text{def.}}{=} \mathcal{T}^n$.*

$$\|u - I_{\mathcal{T}} u\|_{W^{1,1}(\Omega)} \leq C |\Omega| h^2 \|\nabla^3 u\|_{L^\infty(\Omega)}, \quad (4.6)$$

$$|D^2 u - D^2 I_{\mathcal{T}} u|(\Omega) \leq C |\Omega| h \|\nabla^3 u\|_{L^\infty(\Omega)}, \quad (4.7)$$

where $h \stackrel{\text{def.}}{=} h_n$ is the real number given in (4.1).

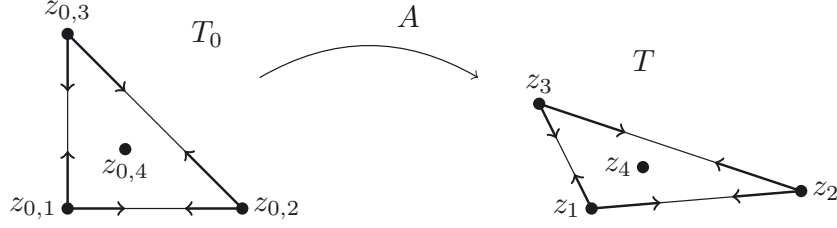


FIGURE 4. The Hermite \mathcal{P}_3 interpolation is determined by 4 control nodes which impose the values of the polynomial at z_1, \dots, z_4 and the gradient at z_1, z_2, z_3 . Those nodes are the three vertices and the barycenter. Each element T is the image of the reference element T_0 through some affine map A .

- 1 *Proof.* In the following, C is a positive constant which may change from one line to another. We apply ([7],
2 Cor. 4.4.7) with $m = 3, l = 2$ (though in fact our nodal variables only depend on zero and first-order derivatives)
3 and $p = +\infty$: for $0 \leq i \leq 2$ and for each triangle $T \subset \mathbb{R}^2$, there exists constants $C_{\gamma, \sigma}^i > 0$ such that ,

$$\|\nabla^i u - \nabla^i \mathbf{I}_T u\|_{L^\infty(T)} \leq C_{\gamma, \sigma}^i (\text{diam } T)^{3-i} \|\nabla^3 u\|_{L^\infty(T)}. \quad (4.8)$$

- 4 The regularity constant $C_{\gamma, \sigma}^i$ actually only depends on two characteristics of the triangle defined in [7]: its
5 chunkiness $\gamma = \gamma(T)$, and a Lebesgue constant $\sigma = \sigma(T)$. These two quantities depend continuously on the
6 triangle shape, and are scaling and translation invariant.

- 7 Given a triangle T , consider $\hat{T} = \frac{1}{\text{diam } T} T + b_T$ with $b_T \in \mathbb{R}^2$ chosen so that \hat{T} is centered at the origin. The
8 set of all triangles \hat{T} with diameter 1 such that (4.2) holds and which are centered at the origin being compact
9 (see the proof of Thm. 4.4.20 in [7]), we obtain that $\gamma(\hat{T}) (= \gamma(T))$ and $\sigma(\hat{T}) (= \sigma(T))$ are bounded. Hence
10 $C_{\gamma, \sigma}^i$ is bounded as well, which implies that there exists a uniform constant $C > 0$ such that for all $n \in \mathbb{N}$ and
11 $T \in \mathcal{T}^n$,

$$\|\nabla^i u - \nabla^i \mathbf{I}_T u\|_{L^\infty(T)} \leq C (\text{diam } T)^{3-i} \|\nabla^3 u\|_{L^\infty(T)}. \quad (4.9)$$

- 12 Now, let us prove (4.7). We have

$$|D^2 u - D^2 \mathbf{I}_T u|(\Omega) = \sum_{T \in \mathcal{T}} \int_T |\nabla^2 u(x) - \nabla^2 \mathbf{I}_T u(x)| dx + \sum_{e \in \mathcal{E}} \int_e \|\llbracket \nabla \mathbf{I}_T u \cdot \nu \rrbracket\| d\mathcal{H}^1.$$

- 15 On the one hand, using (4.9),

$$\begin{aligned} \int_T |\nabla^2 u(x) - \nabla^2 \mathbf{I}_T u(x)| dx &\leq |T| \|\nabla^2 u - \nabla^2 \mathbf{I}_T u\|_{L^\infty(T)} \\ &\leq |T| C (\text{diam } T) \|\nabla^3 u\|_{L^\infty(T)} \\ &\leq |T| C h \|\nabla^3 u\|_{L^\infty(\Omega)}. \end{aligned}$$

- 20 On the other hand, if one edge is shared between triangles S and T :

$$\begin{aligned} \int_e \|\llbracket \nabla \mathbf{I}_T u \cdot \nu \rrbracket\| d\mathcal{H}^1 &\leq |e| \|\nabla(\mathbf{I}_S u - \mathbf{I}_T u)\|_{L^\infty(e)} \\ &\leq |e| (\|\nabla(u - \mathbf{I}_T u)\|_{L^\infty(e)} + \|\nabla(u - \mathbf{I}_S u)\|_{L^\infty(e)}). \end{aligned}$$

- 24 By (4.9), since $|e| \leq h \text{diam } \Omega$ and $(\text{diam } T)^2 \leq \frac{1}{\rho^2} \left(\frac{\text{diam } B_T}{\text{diam } \Omega}\right)^2 \leq C' |T|$:

$$\begin{aligned} |e| \|\nabla(u - \mathbf{I}_T u)\|_{L^\infty(e)} &\leq |e| C (\text{diam } T)^2 \|\nabla^3 u\|_{L^\infty(T)} \\ &\leq h C |T| \|\nabla^3 u\|_{L^\infty(\Omega)}. \end{aligned}$$

Summing the contributions of triangles and their edges, we obtain (4.7). Equation (4.6) is obtained in a similar but simpler way, since there is no contribution of edges. \square

4.3. Γ -Convergence of the finite element approximation

Let $(\mathcal{T}^n)_{n \in \mathbb{N}}$ be a nondegenerate family of subdivisions of Ω and $I_{\mathcal{T}^n}$ the corresponding interpolation operator (see Sect. 4.1). We consider a family of discrete problems defined by restricting $(\mathcal{L}\mathcal{A})$ to the elements of $\text{Im } I_{\mathcal{T}^n}$:

$$\inf_{u \in \text{HB}(\Omega)} J(u) \quad \text{such that} \quad \begin{cases} u = 0 \text{ on } \Gamma_D \\ \langle L, u \rangle = 1, \\ u \in \text{Im } I_{\mathcal{T}^n}. \end{cases} \quad (\mathcal{L}\mathcal{A}_n)$$

We may also write $(\mathcal{L}\mathcal{A}_n)$ as the minimization of F_n , where for all $u \in \text{HB}(\Omega)$,

$$F_n(u) \stackrel{\text{def.}}{=} \begin{cases} J(u) & \text{if } u_{\Gamma_D} = 0, \langle L, u \rangle = 1 \text{ and } u \in \text{Im } I_{\mathcal{T}^n}, \\ +\infty & \text{otherwise.} \end{cases} \quad (4.10)$$

We assume that the triangulation \mathcal{T}^0 is coarser than every triangulation \mathcal{T}^n ($n \in \mathbb{N}$), *i.e.* the set of edges and nodes of \mathcal{T}^0 is included in those of \mathcal{T}^n . Moreover we assume that the problem $(\mathcal{L}\mathcal{A}_0)$ is feasible. Then we have of course $\min_{\text{HB}(\Omega)} F_n \leq \min_{\text{HB}(\Omega)} F_0 < +\infty$.

Our goal is to prove that the minimizers of $(\mathcal{L}\mathcal{A}_n)$ are close to minimizers of $(\mathcal{L}\mathcal{A})$ as the triangulation becomes thin ($n \rightarrow +\infty$ so that $h_n \rightarrow 0$). To this aim we prove the Γ -convergence of those problems towards $(\mathcal{L}\mathcal{A})$. We refer the reader to [6, 10] for further details on Γ -convergence.

Remark 4.2. The space $\text{HB}(\Omega)$ endowed with the weak topology is a topological vector space which does not satisfy the first axiom of countability (*i.e.* the existence of a countable base of neighborhoods at each point). Therefore, to deal with Γ -convergence with the $\text{HB}(\Omega)$ weak topology, one should *a priori* use the general definition of Γ -convergence (see [10], Def. 4.1) that is valid in any topological space.

However the bounded subsets of $\mathcal{M}_b(\Omega)$ endowed with the weak-* topology are metrizable, and so are the bounded sets of $\text{HB}(\Omega)$ endowed with the weak topology. Since we are interested in the minimizers of F_n ($n \in \mathbb{N}$) and F , we might as well focus on a particular subset of $\text{HB}(\Omega)$, for instance

$$X \stackrel{\text{def.}}{=} \left\{ u \in \text{HB}(\Omega) ; F(u) \leq \left(\min_{\text{HB}(\Omega)} F_0 \right) + 1 \right\} \quad (4.11)$$

which is a bounded subset of $\text{HB}(\Omega)$ by Lemma 3.4. Observe that X is also compact for the weak topology of $\text{HB}(\Omega)$.

Since X is metrizable we may now use the following definition of Γ -convergence which is quite convenient since it is formulated in sequential terms.

Definition 4.3. We say that the sequence $(F_n)_{n \in \mathbb{N}}$ Γ -converges towards F for the $\text{HB}(\Omega)$ weak topology if the following two properties hold:

(Liminf inequality). For any $u \in X$ and any sequence $(u_n)_{n \in \mathbb{N}}$ such that $u_n \in X \cap \text{Im } I_{\mathcal{T}^n}$ and u_n converges to u for the $\text{HB}(\Omega)$ weak topology,

$$F(u) \leq \liminf_{n \rightarrow +\infty} F_n(u_n). \quad (4.12)$$

(Limsup inequality). For all $u \in X$, there exists a sequence $(u_n)_{n \in \mathbb{N}} \in X \cap \text{Im } I_{\mathcal{T}^n}$ which converges towards u for the $\text{HB}(\Omega)$ weak topology, such that

$$F(u) \geq \limsup_{n \rightarrow +\infty} F_n(u_n). \quad (4.13)$$

1 We are now in position to state the main result of this paper.

2 **Theorem 4.4** (Γ -convergence). *The sequence $(F_n)_{n \in \mathbb{N}}$ Γ -converge towards F for the $\text{HB}(\Omega)$ weak topology,*
 3 *and*

$$\min_{\text{HB}(\Omega)} F = \lim_{n \rightarrow +\infty} \min_{\text{HB}(\Omega)} F_n. \quad (4.14)$$

4 *Moreover, every sequence $(u_n)_{n \in \mathbb{N}}$ of minimizers of F_n admits cluster points (for the weak topology). Each*
 5 *cluster point of $(u_n)_{n \in \mathbb{N}}$ is a minimizer of F .*

6 *Proof.* Since F_n coincides with F on $X \cap \text{Im } \mathbf{I}_{\mathcal{T}^n}$, the liminf inequality is a straightforward consequence of the
 7 lower semi-continuity of J and the continuity of γ_0 and L with respect to the weak topology of $\text{HB}(\Omega)$.

8 Let us focus on the limsup inequality. First, we prove the result for $v \in C^3(\overline{\Omega})$. By Proposition 4.1, we know
 9 that $\mathbf{I}_{\mathcal{T}^n} v$ converges towards v for the strong topology of $\text{HB}(\Omega)$ (since $h_n \rightarrow 0$). Hence, $\lim_{n \rightarrow +\infty} \langle L, \mathbf{I}_{\mathcal{T}^n} v \rangle = 1$
 10 and the sequence $v_n \stackrel{\text{def.}}{=} \frac{1}{\langle L, \mathbf{I}_{\mathcal{T}^n} v \rangle} \mathbf{I}_{\mathcal{T}^n} v$ also converges towards v . By continuity of J (for the intermediate topology)
 11 we have therefore $\lim_{n \rightarrow +\infty} J(v_n) = J(v)$, so that $\lim_{n \rightarrow +\infty} F_n(v_n) = F(v)$. For a general $u \in \text{HB}(\Omega)$, we use
 12 Proposition 3.5 to find a sequence of functions $(v_k)_{k \in \mathbb{N}} \in (C^3(\overline{\Omega}))^{\mathbb{N}}$ such that $|J(u) - J(v_k)| \leq 2^{-k}$ and
 13 v_k converges towards u for the intermediate topology. Applying the result to each v_k , we obtain a family
 14 $(v_{k,n})_{(k,n) \in \mathbb{N}^2}$ and we conclude by a diagonal argument to obtain the limsup inequality.

15 Thus, the functionals F_n Γ -converge towards F . Since X is compact, every sequence of minimizers has cluster
 16 points in X . The sequence $(F_n)_{n \in \mathbb{N}}$ is equicoercive from the inequality $F \leq F_n$, and from ([10], Thm. 7.8 and
 17 Cor. 7.20), we obtain inequality (4.14) and the fact that each cluster point of $(u_n)_{n \in \mathbb{N}}$ is a minimizer of F . \square

18 **Remark 4.5.** As the proof shows, the result not only holds for the Lagrange and Hermite elements mentioned
 19 above, but also for any affine equivalent finite element family which involves derivatives up to the second order.

20 5. NUMERICAL ILLUSTRATION

21 This section is devoted to some numerical illustrative examples. The continuous problem is discretized using
 22 either \mathcal{P}_2 Lagrange or \mathcal{P}_3 Hermite triangular finite elements and the discrete minimization problem is formulated
 23 following the method described in [4] as a second-order conic program and solved using the dedicated software
 24 package MOSEK [25]. It is worth noting that the results for the \mathcal{P}_2 Lagrange element have been improved
 25 compared to those presented in [4] due to the fixing of an error present in the initial numerical code. Hence,
 26 contrary to what was observed in this earlier work, the theoretical convergence result obtained in the present
 27 paper is observed numerically.

28 5.1. Homogeneous case

29 The first example considers the problem of a square plate of side a under a uniform transversal reference
 30 loading $L(x) = L$. The plate is supposed to obey the Johansen strength criterion with $M_0^+ = M_0^- = M_0$. The
 31 boundary conditions are either simple supports (*i.e.* $\Gamma_D = \partial\Omega$, $\Gamma_N = \emptyset$) or clamped supports (*i.e.* $\Gamma_D = \Gamma_N =$
 32 $\partial\Omega$). In each case, an analytical solution is available for the ultimate load : $\lambda^+ = 24M_0/(La^2)$ for the simple
 33 supports [30] and $\lambda^+ = 42.851M_0/(La^2)$ for the clamped supports [15]. It is worth noting that the solution
 34 for simple supports is very simple as the optimal velocity field corresponds to four parts separated by the
 35 plate diagonals which rotate along the four boundaries. For the clamped problem, the optimal velocity field is
 36 much more complicated as it consists of a combination of developable and anticlastic surfaces, together with
 37 undeflected corners [15].

38 Only a quarter of the plate has been discretized and proper symmetry conditions (u free and $\frac{\partial u}{\partial \nu} = 0$) have
 39 been imposed on the axes of symmetry. Different upper bound estimates λ_h of the exact ultimate load have been
 40 obtained when varying the typical size h of a finite element which ranged between $0.25a$ and $0.02a$. The relative
 41 errors $\frac{\lambda_h - \lambda^+}{\lambda^+}$ have been represented in Figure 5 for both types of boundary conditions and finite elements.

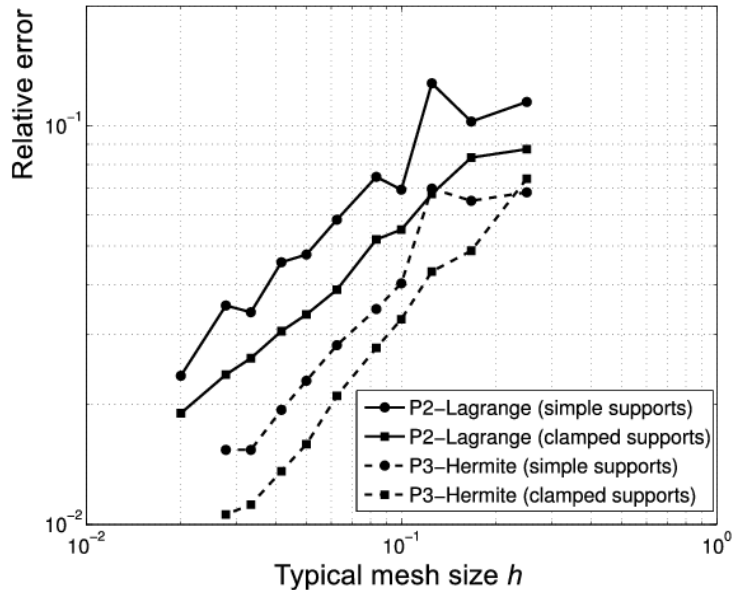


FIGURE 5. Relative error versus mesh size for the square plate problem for the \mathcal{P}_2 Lagrange and \mathcal{P}_3 Hermite element for different boundary conditions.

It can be observed that the discrete estimates seem to converge to the exact value with approximately the same rate for both boundary conditions but the \mathcal{P}_3 Hermite element exhibits a higher convergence rate than the \mathcal{P}_2 Lagrange element.

It is also worth noting that the convergence is much smoother for the clamped problem than the simple supports problem. This can be attributed to the fact that the optimal failure mechanism consists of a discontinuity of the gradient along the diagonal, the quality of the solution is, therefore, much more mesh dependent since we are using an unstructured mesh, the edges of which are not aligned along the diagonal *a priori*. Finally, optimal discrete velocity fields have been plotted for both problems in Figure 9b. It can be observed that the mechanism for simple supports seems to reproduce a mechanism with a concentrated rotation discontinuity along the diagonal and rigid parts rotating along the plate boundary. For the clamped case, the mechanism is indeed more complicated and an undeflected region is observed near the plate corner.

5.2. Inhomogeneous case

The second example involves a rectangular plate domain $\Omega = [0; 1.5] \times [0; 1]$ with simple supports along the plate boundary and subjected to a uniform transversal loading L . In this example, the case of a non-uniform distribution of the penalty π function is considered. More particularly, it has been assumed that the plate obeys a von Mises strength criterion with a strength in uniaxial bending M_0 which is non-uniform throughout the plate domain Ω and which has been taken as $M_0(x_1, x_2) = (\cos(\frac{16\pi}{3}x_1) + 1)(\cos(6\pi x_2) + 1) + 1$ (see Fig. 7). In this case, the penalty function can be written for all $x \in \Omega$ as $\pi(x, D^2u) = M_0(x_1, x_2)\Pi(D^2u)$ where Π (which does not depend explicitly on the point x) is the support function corresponding to the von Mises criterion with a strength in bending parameter of unit value.

The optimal failure mechanism obtained for this problem has been represented in Figure 8b whereas the optimal mechanism obtained for the same problem with a uniform distribution of the strength parameter $M_0 = 1$ has been represented for comparison in Figure 8a. One can observe that both mechanisms exhibit some

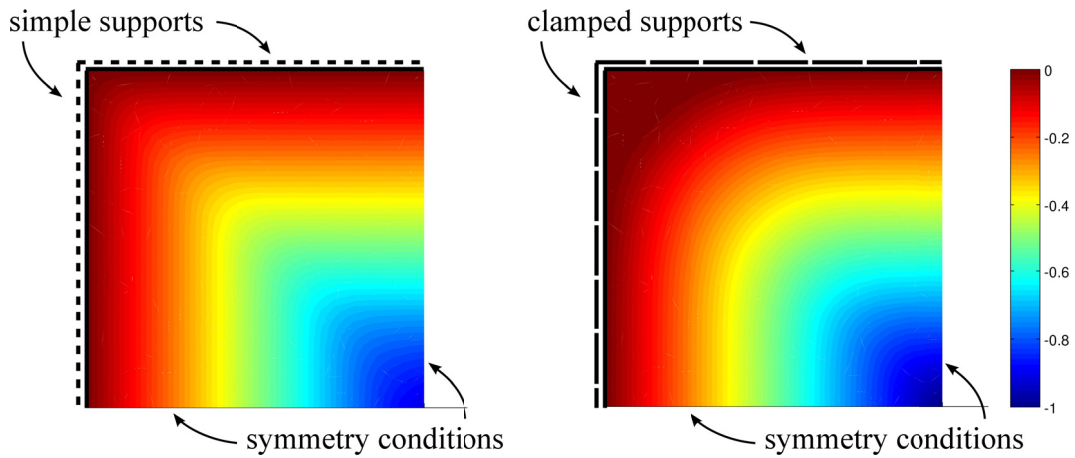


FIGURE 6. Representation of the obtained failure mechanism u for the square plate problem with simple supports (left) and clamped supports (right) using the \mathcal{P}_2 Lagrange element.

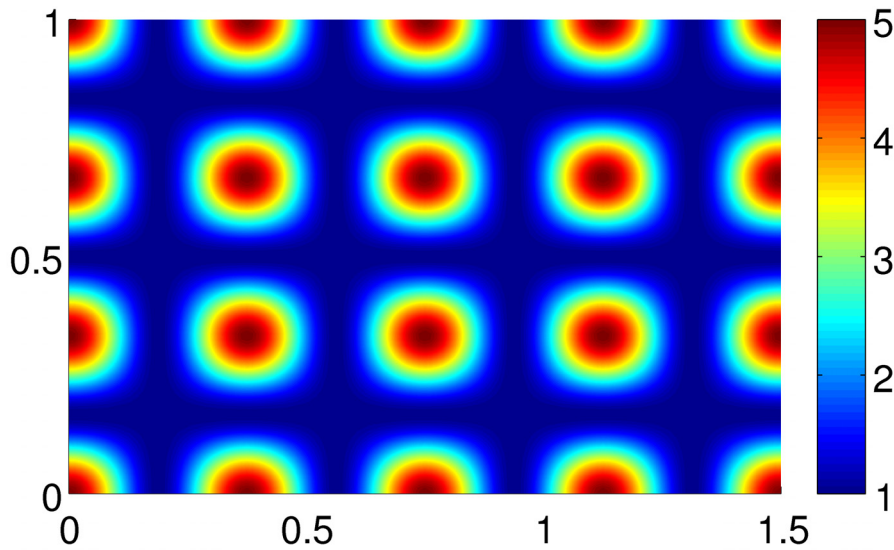


FIGURE 7. Representation of the variation of the uniaxial strength in bending $M_0(x_1, x_2)$ for the non-uniform example.

1 distinctive features since the contour lines obtained in the uniform case seem to be quite smooth whereas they
 2 seem to be piecewise linear for the non-uniform case, at least in the region close to the center of the plate.

3 This observation can be further interpreted by looking at the relative distribution of the function $\Pi(D^2u(x))$
 4 for the optimal mechanism in both cases. In the uniform case (Fig. 9a), one can observe that the quantity
 5 $\Pi(D^2u(x))$, which is some kind of Euclidean norm of the curvature of the optimal mechanism, is non-zero in
 6 broad regions around the plate diagonals. Besides, there is no narrow region of highly concentrated curvature
 7 meaning that the rotation field (the velocity gradient) does not exhibit any sharp features. On the contrary, in
 8 the non-uniform case (Fig. 9b), it can be seen that there exists zones of highly localized curvature deformation
 9 situated along the minima of the M_0 distribution. In the regions where M_0 attains its maximum, there is on

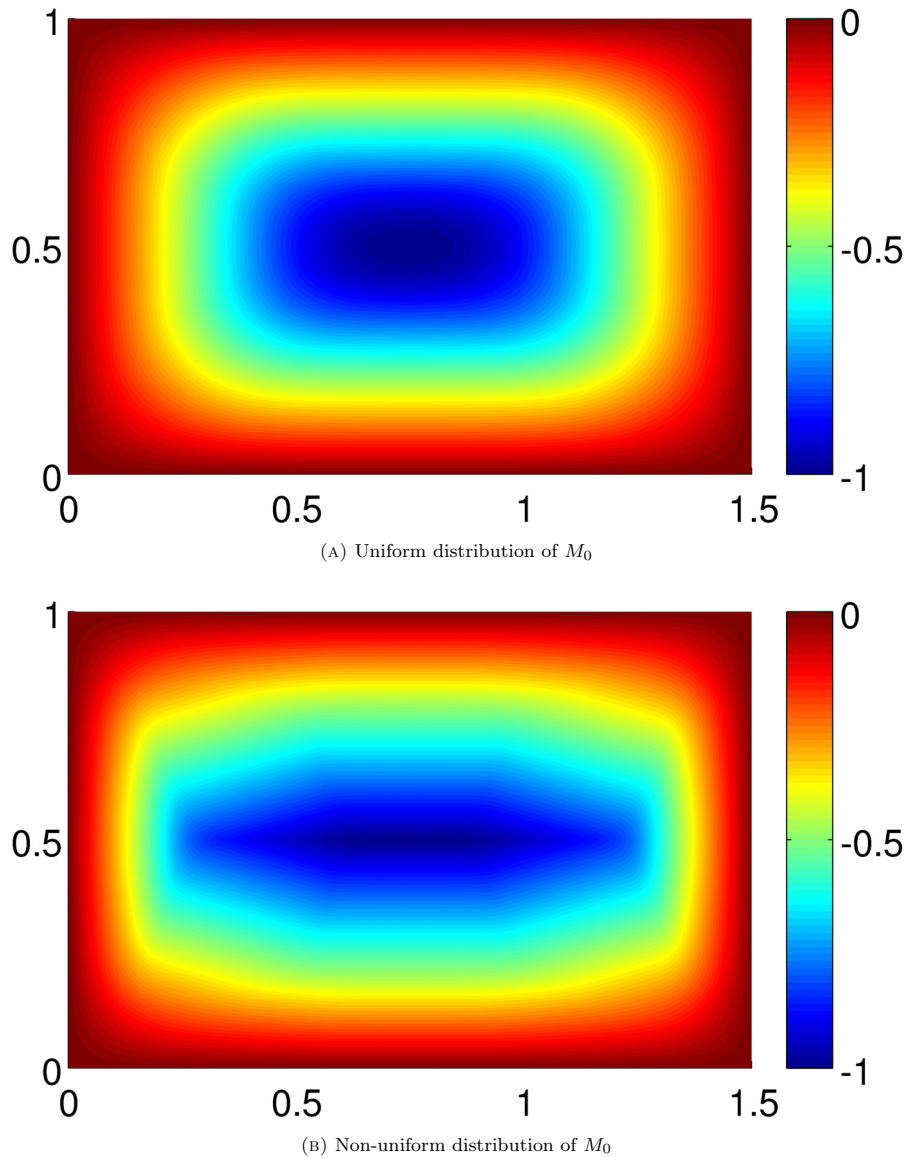


FIGURE 8. Comparison of the relative distribution of the optimal failure mechanism obtained for a non-uniform and a uniform distribution of the strength parameter.

the contrary no deformation at all (white regions). Therefore, in these regions, the optimal field is linear and there is a discontinuity of the rotation field where M_0 is minimal. This is valid essentially at the center of the plate since it is not possible to obtain a piecewise linear velocity field along the minima around the corners due to the boundary conditions.

6. CONCLUSION

In this article, we have provided for the first time a rigorous analysis of the convergence of second order finite element discretizations for the limit analysis of thin plates. This requires a careful definition of the corresponding

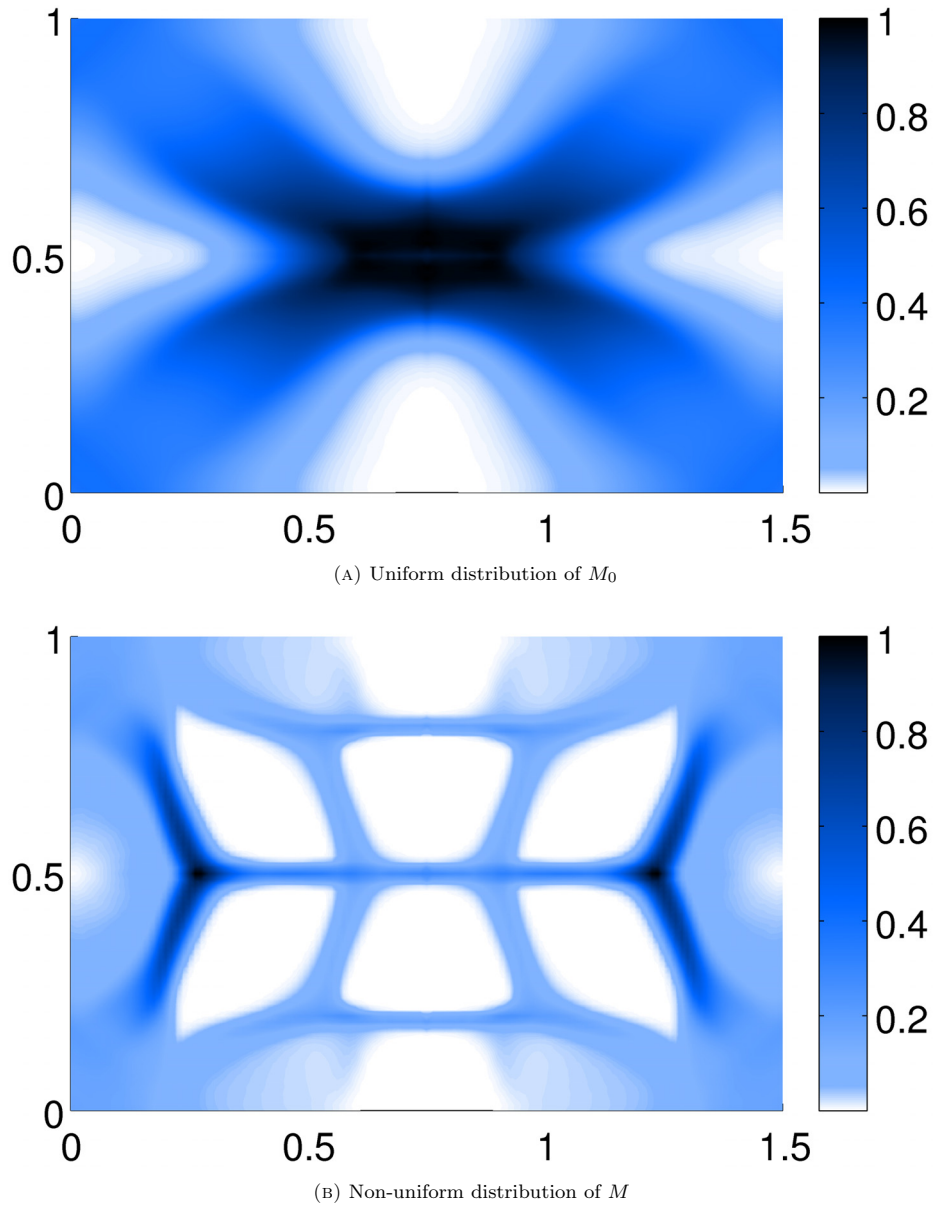


FIGURE 9. Comparison of the relative distribution of $\Pi(D^2u(x))$ obtained for a non-uniform and a uniform distribution of the strength parameter.

- 1 continuous problem over the space of Bounded Hessian functions. Handling second order derivatives which are
- 2 measures requires some special approximation arguments to ensure the convergence of the finite element method.
- 3 Let us emphasize that, although we have insisted on the Lagrange and Hermite finite elements, the proposed
- 4 result holds in the more general case of any finite element system which is affine equivalent (see [7]) to some
- 5 reference element an which involves derivatives up to the second order. Future works may extend this approach
- 6 to finer models such as the study of thick plates in bending and shear forces.

REFERENCES

- [1] R.A. Adams, Sobolev spaces/Robert A. Adams. Academic Press New York (1975). 2
- [2] L. Ambrosio, N. Fusco and D. Pallara, *Functions of Bounded Variation and Free Discontinuity Problems*. Oxford mathematical monographs. Oxford University Press (2000). 3
- [3] H. Ben Dhia and T. Hadhri, Existence result and discontinuous finite element discretization for a plane stresses hencky problem. *Math. Meth. Appl. Sci.* **11** (1989) 169–184. 4
- [4] J. Bleyer and P. de Buhan, On the performance of non-conforming finite elements for the upper bound limit analysis of plates. *Int. J. Numer. Methods Eng.* **94** (2013) 308–330. 5
- [5] M.W. Bræstrup, Yield-line theory and limit analysis of plates and slabs. Danmarks Tekniske Højskole, Afdelingen for Bærende Konstruktioner (1971). 6
- [6] A. Braides, Gamma-convergence for Beginners. Oxford University Press, USA (2002). 11
- [7] S.C. Brenner and R. Scott, The Mathematical Theory of Finite Element Methods. Texts in Applied Mathematics. Springer (2008). 12
- [8] A. Capsoni and L. Corradi, Limit analysis of plates- a finite element formulation. *Struct. Eng. Mech.* **8** (1999) 325–341. 13
- [9] P. Ciarlet and P. Destuynder, Justification of the 2-dimensional linear plate model. *J. Mécanique* **18** (1979) 315–344. 14
- [10] G. Dal Maso, *An Introduction to Γ -convergence*, Vol. 8 of *Progress in nonlinear differential equations and their applications*. Birkhäuser, Boston, MA (1993). 15
- [11] F. Demengel, Problèmes variationnels en plasticité parfaite des plaques. *Numer. Funct. Anal. Optim.* **6** (1983) 73–119. 16
- [12] F. Demengel, Fonctions à hessien borné. *Ann. Inst. Fourier* **34** (1984) 155–190. 17
- [13] F. Demengel, Compactness theorems for spaces of functions with bounded derivatives and applications to limit analysis problems in plasticity. *Archive for Rational Mechanics and Anal.* **105** (1989) 123–161. 18
- [14] F. Demengel and R. Temam, Convex function of a measure and its applications. *Indiana Univ. Math. J.* **33** (1984) 673–709. 19
- [15] E.N. Fox, Limit analysis for plates: the exact solution for a clamped square plate of isotropic homogeneous material obeying the square yield criterion and loaded by uniform pressure. *Philos. Trans. Roy. Soc. London. Ser. A, Math. Phys. Sci.* **277** (1974) 121–155. 20
- [16] T. Hadhri, Fonction convexe d’une mesure. *C.R. Acad. Sci. Paris* **301** (1985) 687–690. 21
- [17] T. Hadhri, Étude dans $HB \times BD$ d’un modèle de plaques élastoplastiques comportant une non-linéarité géométrique. *ESAIM: M2AN* **19** (1985) 235–283. 22
- [18] T. Hadhri, Présentation et analyse mathématique de quelques modèles pour des structures élastoplastiques homogènes ou hétérogènes. Thèse d’état, Université Pierre et Marie Curie, Paris (1986). 23
- [19] T. Hadhri, Prise en compte d’une force linéique de frontière dans un modèle de plaques de hencky comportant une non-linéarité géométrique. *ESAIM: M2AN* **22** (1988) 457–468. 24
- [20] P.G. Hodge Jr and T. Belytschko, Numerical methods for the limit analysis of plates. *J. Appl. Mech.* **35** (1968) 796. 25
- [21] A. Jennings, On the identification of yield-line collapse mechanisms. *Eng. Struct.* **18** (1996) 332–337. 26
- [22] D. Johnson. Mechanism determination by automated yield-line analysis. *Struct. Eng.* **72** (1994) 323–323. 27
- [23] C.V. Le, M. Gilbert and H. Askes, Limit analysis of plates using the EFG method and second-order cone programming. *Int. J. Numer. Methods Eng.* **78** (2009) 1532–1552. 28
- [24] C.V. Le, H. Nguyen-Xuan and H. Nguyen-Dang, Upper and lower bound limit analysis of plates using FEM and second-order cone programming. *Comput. Struct.* **88** (2010) 65–73. 29
- [25] Mosek, The Mosek optimization toolbox for MATLAB manual (2008). 30
- [26] J. Munro and A.M.A. Da Fonseca, Yield line method by finite elements and linear programming. *Struct. Eng.* **56** (1978) 37–44. 31
- [27] C. Ortner and D. Praetorius, On the convergence of adaptive nonconforming finite element methods for a class of convex variational problems. *SIAM J. Numer. Anal.* **49** (2011) 346–367. 32
- [28] W. Prager, An Introduction to Plasticity. Addison-Wesley series in the engineering sciences: Mechanics and thermodynamics. Addison-Wesley Pub. Co. (1959). 33
- [29] T. Rockafellar, Convex Analysis, Vol. 224 of *Grundlehren der mathematischen Wissenschaften*. Princeton University Press, 2nd edition (1983). 34
- [30] M.A. Save, C.E. Massonnet and G. de Saxce, *Plastic limit analysis of plates, shells, and disks*, vol. 43. North Holland, 1997. 35
- [31] J.J. Telega, Epi-limit on HB and homogenization of heterogeneous plastic plates. *Nonlinear Anal.* **25** (1995) 499–529. 36
- [32] R. Temam, Mathematical problems in plasticity. Gauthier-Villars Paris (1985). 37
- [33] S. Zhou, Y. Liu and S. Chen, Upper bound limit analysis of plates utilizing the C1 natural element method. *Comput. Mech.* **50** (2012) 543–561. 38