



HAL
open science

Benchmarking solvers for TV-l1 least-squares and logistic regression in brain imaging

Elvis Dohmatob, Alexandre Gramfort, Bertrand Thirion, Gaël Varoquaux

► **To cite this version:**

Elvis Dohmatob, Alexandre Gramfort, Bertrand Thirion, Gaël Varoquaux. Benchmarking solvers for TV-l1 least-squares and logistic regression in brain imaging. PRNI 2014 - 4th International Workshop on Pattern Recognition in NeuroImaging, Jun 2014, Tübingen, Germany. hal-00991743

HAL Id: hal-00991743

<https://inria.hal.science/hal-00991743>

Submitted on 15 May 2014

HAL is a multi-disciplinary open access archive for the deposit and dissemination of scientific research documents, whether they are published or not. The documents may come from teaching and research institutions in France or abroad, or from public or private research centers.

L'archive ouverte pluridisciplinaire **HAL**, est destinée au dépôt et à la diffusion de documents scientifiques de niveau recherche, publiés ou non, émanant des établissements d'enseignement et de recherche français ou étrangers, des laboratoires publics ou privés.

Benchmarking solvers for TV– ℓ_1 least-squares and logistic regression in brain imaging

Elvis Dopgima DOHMATOB ^{*‡}, Alexandre GRAMFORT ^{*†}, Bertrand THIRION^{*}, Gael VAROQUAUX ^{*}

^{*}INRIA, Saclay-Île-de-France, Parietal team, France - CEA / DSV / I2BM / Neurospin / Unati

[†] INSERM U562, France - CEA / DSV / I2BM / Neurospin / Unicog

[‡]Corresponding author

Abstract—Learning predictive models from brain imaging data, as in decoding cognitive states from fMRI (functional Magnetic Resonance Imaging), is typically an ill-posed problem as it entails estimating many more parameters than available sample points. This estimation problem thus requires regularization. Total variation regularization, combined with sparse models, has been shown to yield good predictive performance, as well as stable and interpretable maps. However, the corresponding optimization problem is very challenging: it is non-smooth, non-separable and heavily ill-conditioned. For the penalty to fully exercise its structuring effect on the maps, this optimization problem must be solved to a good tolerance resulting in a computational challenge. Here we explore a wide variety of solvers and exhibit their convergence properties on fMRI data. We introduce a variant of smooth solvers and show that it is a promising approach in these settings. Our findings show that care must be taken in solving TV– ℓ_1 estimation in brain imaging and highlight the successful strategies.

Index Terms—fMRI; non-smooth convex optimization; regression; classification; Total Variation; sparse models

I. INTRODUCTION: TV– ℓ_1 IN BRAIN IMAGING

Prediction of external variates from brain images has seen an explosion of interest in the past decade, in cognitive neurosciences to predict cognitive content from functional imaging data such as fMRI [1], [2], [3] or for medical diagnosis purposes [4]. Given that brain images are high-dimensional objects –composed of many voxels– and the number of samples is limited by the cost of acquisition, the estimation of a multivariate predictive model is ill-posed and calls for regularization. This regularization is central as it encodes the practitioner’s priors on the spatial maps. For brain mapping, it has been shown that regularization schemes based on sparsity (Lasso or ℓ_1 family of models) [5] or Total Variation (TV), that promotes spatial contiguity [6], perform well for prediction. The combination of these, hereafter dubbed “TV– ℓ_1 ”, extracts spatially-informed brain maps that are more stable [7] and recover better the predictive regions [8]. In addition, this prior leads to state-of-the-art methods for extraction of brain atlases [9].

However, the corresponding optimization problem is intrinsically hard to solve. The reason for this is two-fold. First and foremost, in fMRI studies, the design matrix \mathbf{X} is “fat” ($n \ll p$), dense, ill-conditioned with little algebraic structure to be exploited, making the optimization problem ill-conditioned. Second, the penalty is not smooth, and while the ℓ_1 term is

proximable (via *soft-thresholding*), the TV term does not admit a closed-form proximal operator. Thus neither gradient-based methods (like Newton, BFGS, etc.) nor proximal methods (like ISTA [10], FISTA [11]) can be used in the traditional way.

While the quality of the optimization may sound as a minor technical problem to the practitioner, the sharpening effect of TV and the sparsity-inducing effect of ℓ_1 come into play only for well-optimized solutions. As a result, the brain maps extracted vary significantly as a function of the tolerance on the solver (see Fig. 1).

In this contribution, we compare a comprehensive list of solvers, all implemented with great care, for solving TV– ℓ_1 regression with a focus on convergence time. First we state the formal problem solved. In section III we present the various algorithms. Experiments done and the results obtained are presented in sections IV and V respectively. Section VI concludes the paper with general recommendations.

II. FORMAL PROBLEM STATEMENT AND NOTATIONS

We denote by $\mathbf{y} \in \mathbb{R}^n$ the targets to be predicted, and $\mathbf{X} \in \mathbb{R}^{n \times p}$ the brain images related to the presentation of different stimuli. p is the number of voxels and n the number of samples (images). Typically, $p \sim 10^3 - 10^5$ (for a whole volume), while $n \sim 10 - 10^3$. Let $\Omega \subset \mathbb{R}^3$ be the 3D image domain, discretized on a finite grid. The coefficients \mathbf{w} define a spatial map in \mathbb{R}^p . Its gradient at a voxel $\omega \in \Omega$ reads:

$$\nabla \mathbf{w}(\omega) := [\nabla_x \mathbf{w}(\omega), \nabla_y \mathbf{w}(\omega), \nabla_z \mathbf{w}(\omega)] \in \mathbb{R}^3, \quad (1)$$

where ∇_u is the spatial difference operator along the u -axis. Thus ∇ is a linear operator $\in \mathbb{R}^{3p \times p}$ with adjoint $\nabla^T = -\text{div} \in \mathbb{R}^{p \times 3p}$. $\Delta := \nabla^T \nabla \in \mathbb{R}^{p \times p}$ is the Laplace operator.

TV– ℓ_1 regression leads to the following non-smooth convex optimization problem [8]:

$$\hat{\mathbf{w}} := \underset{\mathbf{w}}{\text{argmin}} \{E(\mathbf{w}) := \mathcal{L}(\mathbf{y}, \mathbf{X}, \mathbf{w}) + \alpha J(\mathbf{w})\}, \quad (2)$$

where $J(\mathbf{w}) := \theta \|\mathbf{w}\|_{\ell_1} + (1 - \theta) \|\mathbf{w}\|_{TV}$ is the regularization and $\alpha \geq 0$ controls the amount of regularization. The parameter $\theta \in [0, 1]$, also known as the ℓ_1 ratio, is the trade-off between the sparsity-inducing penalty ℓ_1 (Lasso) and TV (isotropic Total Variation):

$$\|\mathbf{w}\|_{\ell_1} := \sum_{\omega \in \Omega} |\mathbf{w}(\omega)|; \quad \|\mathbf{w}\|_{TV} := \sum_{\omega \in \Omega} \|\nabla \mathbf{w}(\omega)\|_2. \quad (3)$$

$\mathcal{L}(\mathbf{y}, \mathbf{X}, \mathbf{w})$ is the loss function. Here, we focus on the squared loss and the logistic loss, defined *e.g.* in [6]. The squared loss

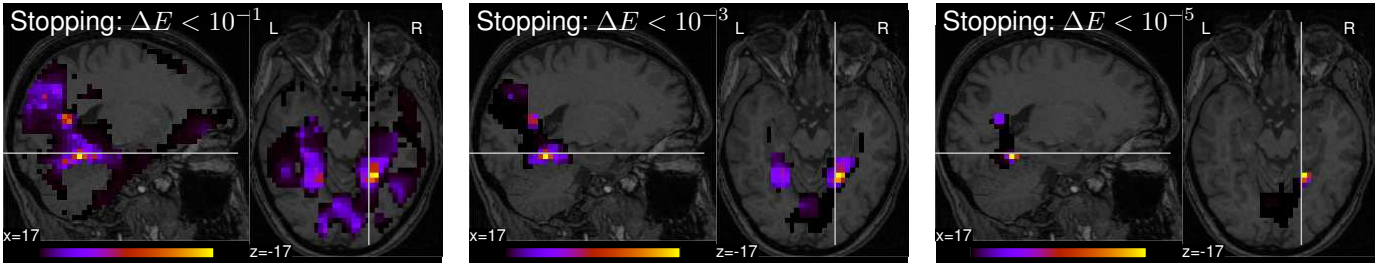


Fig. 1. TV- ℓ_1 maps for the face-house discrimination task on the visual recognition dataset, with regularization parameters chosen by cross-validation, for different stopping criteria. Note that the stopping criterion is defined as a threshold on the energy decrease per one iteration of the algorithm, and thus differs from the tolerance displayed in figure 3. This figure shows the importance of convergence for problem (2), and motivates the need for a fast solver.

is natural for regression settings, where \mathbf{y} is a continuous variable, but it may also be used for classification [12]. The logistic loss is harder to optimize, but more natural for classification settings.

III. ALGORITHMS

In this section, we present the algorithms we benchmarked for solving problem (2).

a) *ISTA/FISTA*: ISTA [10], and its accelerated variant FISTA [11], are proximal gradient approaches: the go-to methods for non-smooth optimization. In their seminal introduction of TV for fMRI, Michel *et al.* [6] relied on ISTA. The challenge of these methods for TV is that the proximal operator of TV cannot be computed exactly; we approximate it in an inner FISTA loop [13], [6]. Here, for all FISTA implementations we use the faster monotonous FISTA variant [13]. We control the optimality of the TV proximal via its dual gap [6] and use a line-search strategy in the monotonous FISTA to decrease the tolerance as the algorithm progresses, ensuring convergence of the TV- ℓ_1 regression with good accuracy.

b) *ISTA/FISTA with backtracking*: A key ingredient in FISTA's convergence is the Lipschitz constant $L(\mathcal{L})$, of the derivative of smooth part of the objective function. The tighter the upper bound used for this constant, the faster the resulting FISTA algorithm. In FISTA, the main use of $L(\mathcal{L})$ is the fact that: for any stepsize $0 < t \leq 1/L(\mathcal{L})$ and for any point \mathbf{z} ,

$$\mathcal{L}(\mathbf{p}_t(\mathbf{z})) \leq \mathcal{L}(\mathbf{z}) + \mathbf{r}_t^T \nabla \mathcal{L}(\mathbf{z}) + \frac{1}{2t} \|\mathbf{r}_t\|_2^2, \text{ where} \quad (4)$$

$$\mathbf{p}_t(\mathbf{z}) := \text{prox}_{\alpha t J}(\mathbf{z} - t \nabla \mathcal{L}(\mathbf{z})) \text{ and } \mathbf{r}_t := \mathbf{p}_t(\mathbf{z}) - \mathbf{z}$$

In least-squares regression, $L(\mathcal{L})$ is precisely the largest singular value of the design matrix \mathbf{X} . For logistic regression however, the tightest known upper bound for $L(\mathcal{L})$ is $\|\mathbf{X}\| \|\mathbf{X}^T\|$ (for example see Appendix A of [14]), which performs very poorly locally (i.e, stepsizes $\sim 1/L(\mathcal{L})$ are sub-optimal locally). A way to circumvent this difficulty is *backtracking line search* [11], where one tunes the stepsize t to satisfy inequality (4) locally at point \mathbf{z} .

c) *ADMM: Alternating Direction Method of Multipliers*: ADMM is a Bregman Operator Splitting primal-dual method for solving convex-optimization problems by splitting the objective function in two convex terms which are functions of linearly-related auxiliary variables [15]. ADMM is particularly appealing for problems such as TV regression: using the variable split $\mathbf{z} \leftarrow \nabla \mathbf{w}$, the regularization is a simple ℓ_1/ℓ_2

norm on \mathbf{z} for which the proximal is exact and computationally cheap. However, in our settings, limitations of ADMM are:

- the \mathbf{w} -update involves the inversion of a large ($p \times p$) ill-conditioned linear operator (precisely a weighted sum of $\mathbf{X}^T \mathbf{X}$, the laplacian Δ , and the identity operator).
- the ρ parameter for penalizing the split residual $\mathbf{z} - \nabla \mathbf{w}$ is hard to set (this is still an open problem), and though under mild conditions ADMM converges for any value of ρ , the convergence rate depends on ρ .

d) *Primal-Dual algorithm of Chambolle and Pock* [16]: this scheme is another method based on operator splitting. Used for fMRI TV regression by [8], it does not require setting a hyperparameter. However it is a first-order single-step method and is thus more impacted by the conditioning of the problem. Note that here we explore this primal-dual method only in the squared loss setting, in which the algorithm can be accelerated by precomputing the SVD of \mathbf{X} [8].

e) *HANSO* [17]: a modified LBFGS scheme based on gradient sampling methods [18] and inexact line-search. For non-smooth problems as in our case, the algorithm relies on random initialization, to avoid singularities with high probability. Here, we used the original authors' implementation.

f) *Uniform approximation by smooth convex surrogates*: ℓ_1 (resp. TV) is differentiable almost everywhere, with gradient $(\mathbf{w}(\omega)/|\mathbf{w}(\omega)|)_{\omega \in \Omega}$ (resp. $-\text{div}(\nabla \mathbf{w}/\|\nabla \mathbf{w}\|_2)$), except at voxels ω of the weights map where $\mathbf{w}(\omega) = 0$ (resp. $\|\nabla \mathbf{w}(\omega)\|_2 = 0$), corresponding to black spots (resp. edges). A convenient approach (see for example [19], [20], [21], [22]) for dealing with such singularities is to uniformly approximate the offending function with smooth surrogates that preserve its convexity. Given a smoothing parameter $\mu > 0$, we define *smoothed* versions of ℓ_1 and TV:

$$\left. \begin{aligned} \|\mathbf{w}\|_{\ell_{1,\mu}} &:= \sum_{\omega \in \Omega} \sqrt{\mathbf{w}(\omega)^2 + \mu^2} \\ \|\mathbf{w}\|_{TV,\mu} &:= \sum_{\omega \in \Omega} \sqrt{\|\nabla \mathbf{w}(\omega)\|_2^2 + \mu^2} \end{aligned} \right\} \quad (5)$$

These surrogate upper-bounds are convex and everywhere-differentiable with gradients that are Lipschitz-continuous with constants $1/\mu$ and $\|\nabla\|^2(1/\mu) = 12/\mu$ respectively. They lead to smoothed versions of problem (2):

$$\hat{\mathbf{w}}_\mu := \underset{\mathbf{w}}{\text{argmin}} \{E_\mu(\mathbf{w}) := \mathcal{L}(\mathbf{y}, \mathbf{X}, \mathbf{w}) + \alpha J_\mu(\mathbf{w})\}, \quad (6)$$

$$\text{where } J_\mu(\mathbf{w}) := \theta \|\mathbf{w}\|_{\ell_{1,\mu}} + (1 - \theta) \|\mathbf{w}\|_{TV,\mu} \quad (7)$$

To solve (2), we consider problems of the form (6) with $\mu \rightarrow 0^+$: we start with a coarse μ ($= 10^{-2}$, e.g) and cheaply solve the μ -smoothed problem (6) to a precision $\sim \mu$ using a fast iterative oracle like the LBFGS [23]; we obtain a better estimate for the solution; then we decrease μ by a fixed factor, and restart the solver on problem (6) with this solution; and so on, in a *continuation* process [19] detailed in Alg. 1.

Algorithm 1: LBFGS algorithm with continuation

Let $\epsilon > 0$ be the desired precision, β ($0 < \beta < 1$) be the rate of decay of the smoothing parameter μ , and $\gamma > 0$ be a constant. Finally, let LBFGS: $(E_\mu, \mathbf{w}^{(0)}, \epsilon) \mapsto \mathbf{w}$ be an oracle which when warm-started with an initial guess $\mathbf{w}^{(0)}$, returns an ϵ -optimal solution (i.e $E_\mu(\mathbf{w}) - E_\mu^* < \epsilon$) for problem (6).

Initialize $0 < \mu^{(0)}$ ($= 10^{-2}$, e.g), $\mathbf{w}^{(0)} \in \mathbb{R}^p$, and $k = 0$.
repeat

$$\begin{aligned} \mathbf{w}^{(k+1)} &\leftarrow \text{LBFGS}(E_{\mu^{(k)}}, \mathbf{w}^{(k)}, \gamma\mu^{(k)}) \\ \mu^{(k+1)} &\leftarrow \beta\mu^{(k)} \\ k &\leftarrow k + 1 \end{aligned}$$

until $\gamma\mu^{(k)} < \epsilon$;

return $\mathbf{w}^{(k)}$

This algorithm is not faster than $\mathcal{O}(1/\epsilon)$: indeed a good optimization algorithm for the sub-problem (6) is $\mathcal{O}(\sqrt{L_\mu/\epsilon})$ [24], and $L_\mu \sim 1/\mu \sim 1/\epsilon$. We believe that this bound is tight but a detailed analysis is beyond the scope of this paper.

IV. EXPERIMENTS ON FMRI DATASETS

We now detail experiments done on publicly available data. All experiments were run full-brain without spatial smoothing.

g) Visual recognition: Our first benchmark dataset is a popular block-design fMRI dataset from a study on face and object representation in human ventral temporal cortex [1]. It consists of 6 subjects with 12 runs per subject. In each run, the subjects passively viewed images of eight object categories, grouped in 24-second blocks separated by intermittent rest periods. This experiment is a classification task: predicting the object category. We use a two-class prediction target: \mathbf{y} encodes faces versus houses. The design matrix \mathbf{X} is made of time-series from the full-brain mask of $p = 23\,707$ voxels over $n = 216$ TRs, of a single subject (subj1).

h) Mixed Gambles: Our second benchmark dataset is a study in which subjects were presented with mixed (gain/loss) gambles, and decided whether they would accept each gamble [25]. No outcomes of these gambles were presented during scanning, but after the scan three gambles were selected at random and played for real money. The prediction task here is to predict the magnitude of the gain and thus a regression on a continuous variable [26]. The data is pooled across subjects, resulting in 768 samples, each an image of 33 177 voxels.

We study the convergence of the algorithms for parameters close to the optimal parameters set by 10-fold cross-validation to maximize prediction accuracy.

V. RESULTS: CONVERGENCE TIMES

Here, we present benchmark results for our experiments. Figure 2 gives results for the logistic regression run on the visual recognition dataset: convergence plots of energy as a function of time show that all methods are asymptotically decreasing. Figure 2 left, shows the time required to give a convergence threshold, defined as a given excess energy compared to the lowest energy achieved by all methods, for different choices of regularization parameters. Similarly, figure 3 shows convergence times for squared loss on both datasets. For these figures, each solver was run for a maximum of 1 hour per problem. Solvers that do not appear on a plot did not converge for the corresponding tolerance and time budget.

For logistic loss, the most serious contender is algorithm 1, LBFGS applied on a smooth surrogate, followed by ADMM, however ADMM performance varies markedly depending on the choice of ρ . For the squared loss FISTA and algorithm 1 are the best performers, with FISTA achieving a clear lead for the larger mixed-gambles dataset. Note that in the case of strong regularization the problem is better conditioned, and first-order methods such as the primal-dual approach can perform well.

VI. CONCLUSIONS: APPROACHES TO PREFER

TV- ℓ_1 penalized regression for brain imaging leads to very high-dimensional, non-smooth and very ill-conditioned optimization problems. We have presented a comprehensive comparison of state-of-the-art solvers in these setting. Solvers were implemented with all known algorithmic improvements and implementation were carefully profiled and optimized.

Our results outline best strategies: monotonous FISTA with an adaptive control of the tolerance of the TV proximal operator, in the case of squared loss; smoothed quasi-newton based on surrogate upper-bounds of the non-smooth norms for logistic loss. While these algorithms are variants of existing approaches, we present here novel additions useful for the TV or TV- ℓ_1 settings. The fact that the smooth approaches emerge as fast solvers on these non-smooth problems is not unexpected as *i)* the amount of regularization is small *ii)* the prevailing term is smooth and very ill conditioned, thus calling for second-order methods such as Newton or quasi-Newton.

For neuroimaging applications, our study has highlighted the need to converge to a good tolerance and the corresponding difficulties. Lack of good solver and explicit control of tolerance can lead to brain maps and conclusions that reflect properties of the solver more than of the TV- ℓ_1 solution.

Acknowledgments: This work was supported by the Human Brain Project.

REFERENCES

- [1] J. V. Haxby, M. I. Gobbini, M. L. Furey, A. Ishai, J. L. Sclouten, and P. Pietrini, "Distributed and Overlapping Representations of Faces and Objects in Ventral Temporal Cortex," *Science*, vol. 293, p. 2425, 2001.
- [2] Y. Kamitani and F. Tong, "Decoding the visual and subjective contents of the human brain," *Nat. Neurosci.*, vol. 8, p. 679, 2005.
- [3] J.-D. Haynes and G. Rees, "Decoding mental states from brain activity in humans," *Nat. Rev. Neurosci.*, vol. 7, p. 523, 2006.
- [4] Y. Fan, N. Batmanghelich, C. M. Clark, and C. Davatzikos, "Spatial patterns of brain atrophy in MCI patients, identified via high-dimensional pattern classification, predict subsequent cognitive decline," *Neuroimage*, vol. 39, p. 1731, 2008.

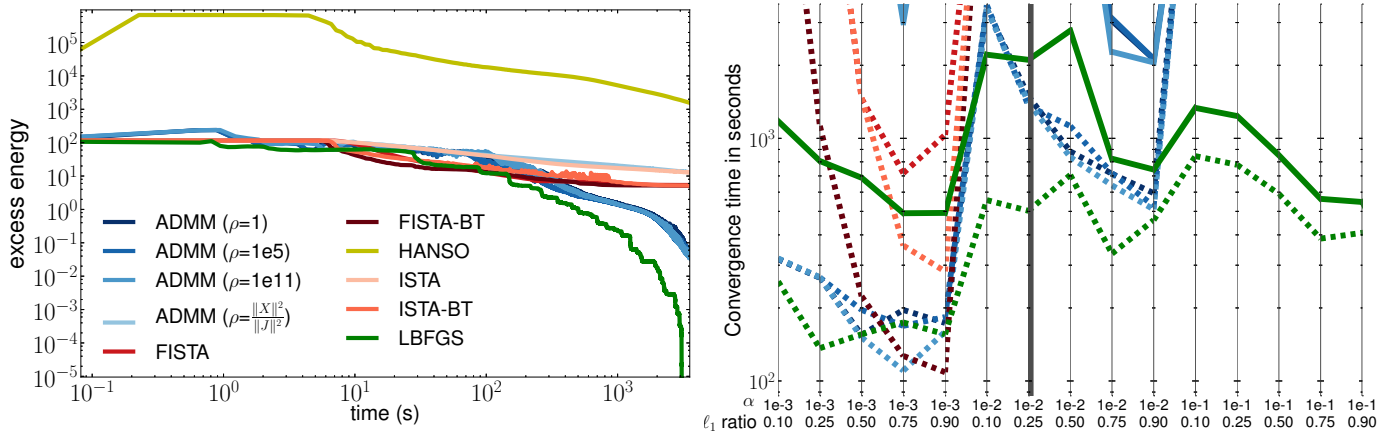


Fig. 2. TV- ℓ_1 penalized Logistic Regression on the visual recognition face-house discrimination task. **Left:** excess energy $E(\mathbf{w}_t) - E(\mathbf{w}_t)_{t \rightarrow \infty}$ as a function of time. **Right:** convergence time of the various solvers for different choice of regularization parameters. Broken lines correspond to a tolerance of 10^0 , whilst full-lines correspond to 10^{-2} . The thick vertical line indicates the best model selected by cross-validation.

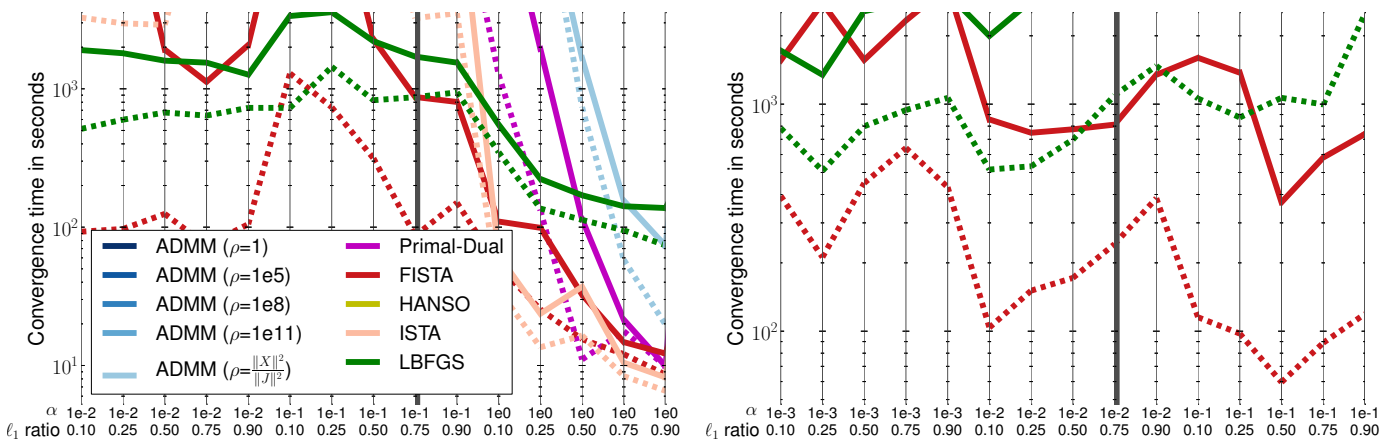


Fig. 3. TV- ℓ_1 penalized Least-Squares Regression. **Left:** on the visual recognition face-house discrimination task; **Right:** on the Mixed gambles dataset. Broken lines correspond to a tolerance of 10^0 , whilst full-lines correspond to 10^{-2} . The thick vertical line indicates the best model selected by cross-validation.

[5] M. K. Carroll, G. A. Cecchi, I. Rish, R. Garg, and A. R. Rao, "Prediction and interpretation of distributed neural activity with sparse models," *NeuroImage*, vol. 44, p. 112, 2009.

[6] V. Michel, A. Gramfort, G. Varoquaux, E. Eger, and B. Thirion, "Total variation regularization for fMRI-based prediction of behaviour," *IEEE Transactions on Medical Imaging*, vol. 30, p. 1328, 2011.

[7] L. Baldassarre, J. Mourao-Miranda, and M. Pontil, "Structured sparsity models for brain decoding from fMRI data," in *PRNI*, 2012, p. 5.

[8] A. Gramfort, B. Thirion, and G. Varoquaux, "Identifying predictive regions from fMRI with TV-L1 prior," in *PRNI*, 2013.

[9] A. Abraham, E. Dohmatob, B. Thirion, D. Samaras, and G. Varoquaux, "Extracting brain regions from rest fMRI with total-variation constrained dictionary learning," *MICCAI*, 2013.

[10] I. Daubechies, M. Defrise, and C. De Mol, "An iterative thresholding algorithm for linear inverse problems with a sparsity constraint," *Commun. Pure Appl. Math.*, vol. 57, no. 11, pp. 1413 – 1457, 2004.

[11] A. Beck and M. Teboulle, "A fast iterative shrinkage-thresholding algorithm for linear inverse problems," *SIAM Journal on Imaging Sciences*, vol. 2, p. 183, 2009.

[12] J. A. Suykens, T. Van Gestel, J. De Brabanter, B. De Moor, and J. Vandewalle, *Least squares support vector machines*. World Scientific, 2002.

[13] A. Beck and M. Teboulle, "Fast gradient-based algorithms for constrained total variation image denoising and deblurring problems," *Trans. Img. Proc.*, vol. 18, p. 2419, 2009.

[14] C.-J. L. Guo-Xun Yuan, Chia-Hua Ho, "An improved glmnet for l1-regularized logistic regression," *Department of Computer Science National Taiwan University*, 2012.

[15] S. Boyd, N. Parikh, E. Chu, B. Peleato, and J. Eckstein, "Distributed optimization and statistical learning via the alternating direction method of multipliers," *Foundations and Trends in Machine Learning*, 2010.

[16] A. Chambolle and T. Pock, "A first-order primal-dual algorithm for convex problems with applications to imaging," *J. Math. Imaging Vis.*, vol. 40, p. 120, 2011.

[17] A. Lewis and M. Overton, "Nonsmooth optimization via BFGS," 2008.

[18] J. Burke, A. Lewis, and M. Overton, "A robust gradient sampling algorithm for nonsmooth, nonconvex optimization," *SIAM J. Optimization*, vol. 15, pp. 751–779, 2005.

[19] J. Bobin, S. Becker, and E. Candes, "A fast and accurate first-order method for sparse recovery," *SIAM J Imaging Sciences*, 2011.

[20] Y. Nesterov, "Smooth minimization of non-smooth functions," *Math. Program.*, vol. Ser. A 103, p. 127152, 2005.

[21] —, "Excessive gap technique in nonsmooth convex minimization," *SIAM Journal on Optimization*, vol. 16, p. 235, 2005.

[22] A. Beck and M. Teboulle, "Smoothing and first order methods: A unified framework," *SIAM J. OPTIM.*, vol. 22, no. 2, pp. 557–580, 2012.

[23] C. Zhu, R. H. Byrd, P. Lu, and J. Nocedal, "L-BFGS-B— Fortran subroutines for large-scale bound constrained optimization," *NORTH-WESTERN UNIVERSITY Department of Electrical Engineering and Computer Science*, 1994.

[24] Y. Nesterov, "A method of solving a convex programming problem with convergence rate $\mathcal{O}(1/k^2)$," *Soviet Mathematics Doklady*, 1983.

[25] S. M. Tom, C. R. Fox, C. Trepe, and R. A. Poldrack, "The neural basis of loss aversion in decision-making under risk," *Science*, vol. 315, no. 5811, pp. 515–518, 2007.

[26] K. Jimura and R. A. Poldrack, "Analyses of regional-average activation and multivoxel pattern information tell complementary stories," *Neuropsychologia*, vol. 50, p. 544, 2012.