



HAL
open science

Regularization methods for Sliced Inverse Regression

Caroline Bernard-Michel, Laurent Gardes, Stéphane Girard

► **To cite this version:**

Caroline Bernard-Michel, Laurent Gardes, Stéphane Girard. Regularization methods for Sliced Inverse Regression. 8th International Conference on Operations Research., Feb 2008, La Havane, Cuba. hal-00985822

HAL Id: hal-00985822

<https://inria.hal.science/hal-00985822v1>

Submitted on 30 Apr 2014

HAL is a multi-disciplinary open access archive for the deposit and dissemination of scientific research documents, whether they are published or not. The documents may come from teaching and research institutions in France or abroad, or from public or private research centers.

L'archive ouverte pluridisciplinaire **HAL**, est destinée au dépôt et à la diffusion de documents scientifiques de niveau recherche, publiés ou non, émanant des établissements d'enseignement et de recherche français ou étrangers, des laboratoires publics ou privés.

Regularization methods for Sliced Inverse Regression

Stéphane Girard

Team Mistis, INRIA Rhône-Alpes, France
<http://mistis.inrialpes.fr/~girard>

February 2008

Joint work with Caroline Bernard-Michel and Laurent Gardes

Outline

- 1 Sliced Inverse Regression (SIR)
- 2 Inverse regression without regularization
- 3 Inverse regression with regularization
- 4 Validation on simulations
- 5 Real data study

Outline

- 1 Sliced Inverse Regression (SIR)
- 2 Inverse regression without regularization
- 3 Inverse regression with regularization
- 4 Validation on simulations
- 5 Real data study

[Li, 1991]

- Infer the conditional distribution of a response r.v. $Y \in \mathbb{R}$ given a predictor $X \in \mathbb{R}^p$.
- When p is large, curse of dimensionality.
- **Sufficient dimension reduction** aims at replacing X by its projection onto a subspace of smaller dimension without loss of information on the distribution of Y given X .
- The **central subspace** is the smallest subspace S such that, conditionally on the projection of X on S , Y and X are independent.

How to estimate a basis of the central subspace?

SIR : Basic principle

Assume $\dim(S) = 1$ for the sake of simplicity, *i.e.* $S = \text{span}(b)$, with $b \in \mathbb{R}^p \implies$ **Single index model** :

$$Y = g(b^t X) + \xi \quad \text{where } \xi \text{ is independent of } X.$$

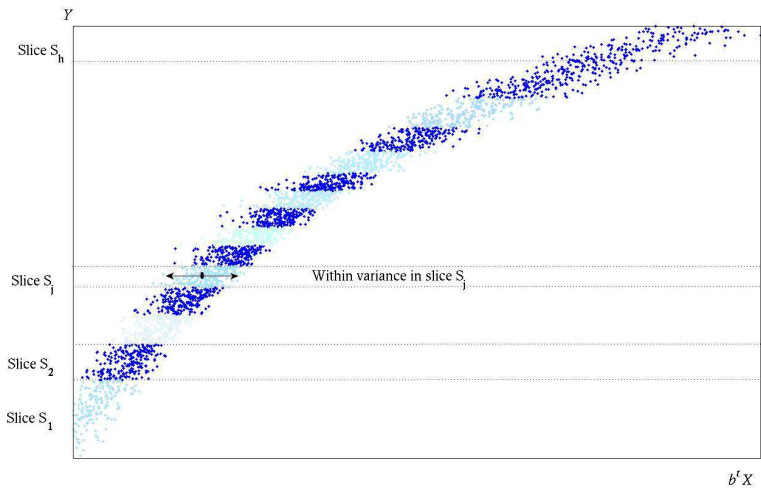
Idea :

- Find the direction b such that $b^t X$ best explains Y .
- Conversely, when Y is fixed, $b^t X$ should not vary.
- Find the direction b minimizing the variations of $b^t X$ given Y .

In practice :

- The range of Y is partitioned into h slices S_j .
- **Minimize the within slice variance of $b^t X$** under the normalization constraint $\text{var}(b^t X) = 1$.
- Equivalent to **maximizing the between slice variance** under the same constraint.

SIR : Illustration



SIR : Estimation procedure

Given a sample $\{(X_1, Y_1), \dots, (X_n, Y_n)\}$, the direction b is estimated by

$$\hat{b} = \underset{b}{\operatorname{argmax}} b^t \hat{\Gamma} b \quad \text{u.c.} \quad b^t \hat{\Sigma} b = 1. \quad (1)$$

where $\hat{\Sigma}$ is the estimated covariance matrix and $\hat{\Gamma}$ is the between slice covariance matrix defined by

$$\hat{\Gamma} = \sum_{j=1}^h \frac{n_j}{n} (\bar{X}_j - \bar{X})(\bar{X}_j - \bar{X})^t, \quad \bar{X}_j = \frac{1}{n_j} \sum_{Y_i \in S_j} X_i,$$

with n_j is proportion of observations in slice S_j . The optimization problem (1) has an explicit solution : \hat{b} is the eigenvector of $\hat{\Sigma}^{-1} \hat{\Gamma}$ associated to its largest eigenvalue.

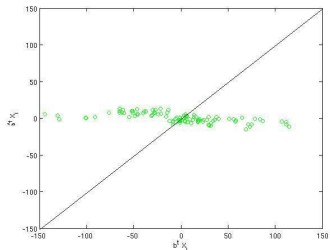
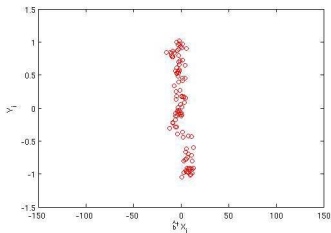
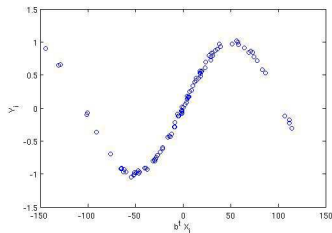
Problem : $\hat{\Sigma}$ can be singular, or at least ill-conditioned, in several situations.

- Since $\text{rank}(\hat{\Sigma}) \leq \min(n - 1, p)$, if $n \leq p$ then $\hat{\Sigma}$ is singular.
- Even when n and p are of the same order, $\hat{\Sigma}$ is ill-conditioned, and its inversion introduces numerical instabilities in the estimation of the central subspace.
- Similar phenomena occur when the coordinates of X are highly correlated.

Experimental set-up.

- A sample $\{(X_1, Y_1), \dots, (X_n, Y_n)\}$ of size $n = 100$ where $X_i \in \mathbb{R}^p$ with $p = 50$ and $Y_i \in \mathbb{R}$, for $i = 1, \dots, n$.
 - $X_i \sim \mathcal{N}_p(0, \Sigma)$ with $\Sigma = Q\Delta Q^t$ where
 - $\Delta = \text{diag}(p^\theta, \dots, 2^\theta, 1^\theta)$,
 - Q is a matrix drawn from the uniform distribution on the set of orthogonal matrices.
- \implies The condition number of Σ is p^θ . (Here, $\theta = 2$).
- $Y_i = g(b^t X_i) + \xi$ where
 - g is the link function $g(t) = \sin(\pi t/2)$,
 - b is the true direction $b = 5^{-1/2}Q(1, 1, 1, 1, 1, 0, \dots, 0)^t$,
 - $\xi \sim \mathcal{N}_1(0, 9.10^{-4})$

SIR : Numerical experiment (2/2)



Blue : Projections $b^t X_i$ on the true direction b versus Y_i ,

Red : Projections $\hat{b}^t X_i$ on the estimated direction \hat{b} versus Y_i ,

Green : $b^t X_i$ versus $\hat{b}^t X_i$.

Outline

- 1 Sliced Inverse Regression (SIR)
- 2 Inverse regression without regularization**
- 3 Inverse regression with regularization
- 4 Validation on simulations
- 5 Real data study

Single-index inverse regression model

Model introduced in [Cook, 2007].

$$X = \mu + c(Y)Vb + \varepsilon, \quad (2)$$

where

- μ and b are non-random \mathbb{R}^p - vectors,
- $\varepsilon \sim \mathcal{N}_p(0, V)$, independent of Y ,
- $c: \mathbb{R} \rightarrow \mathbb{R}$ is a nonrandom coordinate function.

Consequence : The conditional expectation of $X - \mu$ given Y is a degenerated random vector located in the direction Vb .

Maximum Likelihood estimation (1/3)

- **Projection estimator of the coordinate function.** $c(\cdot)$ is expanded as a linear combination of h basis functions $s_j(\cdot)$,

$$c(\cdot) = \sum_{j=1}^h c_j s_j(\cdot) = s^t(\cdot)c,$$

where $c = (c_1, \dots, c_h)^t$ is unknown and $s(\cdot) = (s_1(\cdot), \dots, s_h(\cdot))^t$. Model (2) can be rewritten as

$$X = \mu + s^t(Y)cVb + \varepsilon, \quad \varepsilon \sim \mathcal{N}_p(0, V),$$

- Definition : **Signal to Noise Ratio in the direction b .**

$$\rho = \frac{b^t \Sigma b - b^t V b}{b^t V b},$$

where $\Sigma = \text{cov}(X)$.

Maximum Likelihood estimation (2/3)

Notations

- W : the $h \times h$ empirical covariance matrix of $s(Y)$ defined by

$$W = \frac{1}{n} \sum_{i=1}^n (s(Y_i) - \bar{s})(s(Y_i) - \bar{s})^t \quad \text{with} \quad \bar{s} = \frac{1}{n} \sum_{i=1}^n s(Y_i).$$

- M : the $h \times p$ matrix defined by

$$M = \frac{1}{n} \sum_{i=1}^n (s(Y_i) - \bar{s})(X_i - \bar{X})^t,$$

Maximum Likelihood estimation (3/3)

If W and $\hat{\Sigma}$ are regular, then the ML estimators are :

- **Direction** : \hat{b} is the eigenvector associated to the largest eigenvalue $\hat{\lambda}$ of $\hat{\Sigma}^{-1}M^tW^{-1}M$,
- **Coordinate** : $\hat{c} = W^{-1}M\hat{b}/\hat{b}^t\hat{V}\hat{b}$,
- **Location parameter** : $\hat{\mu} = \bar{X} - \bar{s}^t\hat{c}\hat{V}\hat{b}$,
- **Covariance matrix** : $\hat{V} = \hat{\Sigma} - \hat{\lambda}\hat{\Sigma}\hat{b}\hat{b}^t\hat{\Sigma}/\hat{b}^t\hat{\Sigma}\hat{b}$,
- **Signal to Noise Ratio** : $\hat{\rho} = \hat{\lambda}/(1 - \hat{\lambda})$.

The inversion of $\hat{\Sigma}$ is still necessary.

SIR : A particular case

In the particular case of **piecewise constant basis functions**

$$s_j(\cdot) = \mathbb{I}\{\cdot \in S_j\}, \quad j = 1, \dots, h,$$

standard calculations show that

$$M^t W^{-1} M = \hat{\Gamma}$$

and thus the ML estimator \hat{b} of b is the eigenvector associated to the largest eigenvalue of $\hat{\Sigma}^{-1} \hat{\Gamma}$.

\implies SIR method.

Outline

- 1 Sliced Inverse Regression (SIR)
- 2 Inverse regression without regularization
- 3 Inverse regression with regularization**
- 4 Validation on simulations
- 5 Real data study

Gaussian prior

Introduction of a prior information on the projection of X on b appearing in the inverse regression model

$$(1 + \rho)^{-1/2} (s(Y) - \bar{s})^t c b \sim \mathcal{N}(0, \Omega).$$

- $(1 + \rho)^{-1/2}$ is introduced for normalization purposes, permitting to preserve the interpretation of the eigenvalue in terms of signal to noise ratio.
- Ω describes which directions in \mathbb{R}^p are the most likely to contain b .

Gaussian regularized estimators

If W and $\Omega\hat{\Sigma} + I_p$ are regular, the ML estimators are

- **Direction** : \hat{b} is the eigenvector associated to the largest eigenvalue $\hat{\lambda}$ of $(\Omega\hat{\Sigma} + I_p)^{-1}\Omega M^t W^{-1}M$,
- **Coordinate** : $\hat{c} = W^{-1}M\hat{b}/((1 + \eta(\hat{b}))\hat{b}^t\hat{V}\hat{b})$, with $\eta(\hat{b}) = \hat{b}^t\Omega^{-1}\hat{b}/\hat{b}^t\hat{\Sigma}\hat{b}$,
- $\hat{\mu}$, \hat{V} and $\hat{\rho}$ are unchanged.

⇒ The inversion of $\hat{\Sigma}$ is replaced by the inversion of $\Omega\hat{\Sigma} + I_p$.

⇒ For a properly chosen prior matrix Ω , the numerical instabilities in the estimation of b disappear.

Gaussian regularized SIR (1/2)

GRSIR : In the particular case of piecewise constant basis functions, the ML estimator \hat{b} of b is the eigenvector associated to the largest eigenvalue of $(\Omega\hat{\Sigma} + I_p)^{-1}\Omega\hat{\Gamma}$.

Links with existing methods

- Ridge [Zhong et al, 2005] : $\Omega = \tau^{-1}I_p$. No privileged direction for b in \mathbb{R}^p . $\tau > 0$ is the regularization parameter.
- PCA+SIR [Chiaromonte et al, 2002] :

$$\Omega = \sum_{j=1}^d \frac{1}{\hat{\delta}_j} \hat{q}_j \hat{q}_j^t,$$

where $d \in \{1, \dots, p\}$ is fixed, $\hat{\delta}_1 \geq \dots \geq \hat{\delta}_d$ are the d largest eigenvalues of $\hat{\Sigma}$ and $\hat{q}_1, \dots, \hat{q}_d$ are the associated eigenvectors.

Three new methods

- PCA+ridge :

$$\Omega = \frac{1}{\tau} \sum_{j=1}^d \hat{q}_j \hat{q}_j^t.$$

No privileged direction in the d -dimensional eigenspace.

- Tikhonov : $\Omega = \tau^{-1} \hat{\Sigma}$. Directions with large variance are most likely.
- PCA+Tikhonov :

$$\Omega = \frac{1}{\tau} \sum_{j=1}^d \hat{\delta}_j \hat{q}_j \hat{q}_j^t.$$

In the d -dimensional eigenspace, directions with large variance are most likely.

Outline

- 1 Sliced Inverse Regression (SIR)
- 2 Inverse regression without regularization
- 3 Inverse regression with regularization
- 4 Validation on simulations**
- 5 Real data study

Experimental set-up : Same as previously.

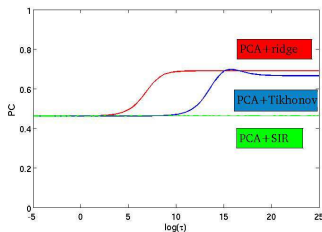
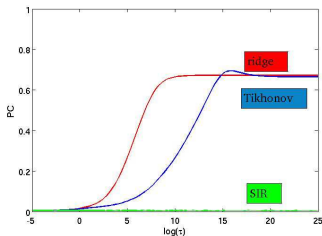
Proximity criterion between the true direction b and the estimated ones $\hat{b}^{(r)}$ on $N = 100$ replications :

$$PC = \frac{1}{N} \sum_{r=1}^N (b^t \hat{b}^{(r)})^2$$

- $0 \leq PC \leq 1$,
- a value close to 0 implies a low proximity : The $\hat{b}^{(r)}$ are nearly orthogonal to b ,
- a value close to 1 implies a high proximity : The $\hat{b}^{(r)}$ are approximatively collinear with b .

Influence of the regularization parameter

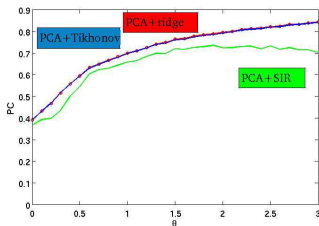
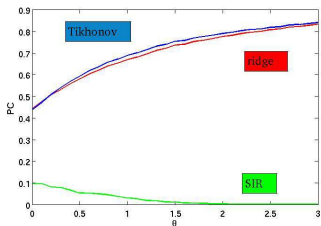
$\log \tau$ versus PC. The “cut-off” dimension and the condition number are fixed ($d = 20$ and $\theta = 2$).



- **Ridge** and **Tikhonov** : significant improvement if τ is large,
- **PCA+SIR** : reasonable results compared to **SIR**,
- **PCA+ridge** and **PCA+Tikhonov** : small sensitivity to τ .

Sensitivity with respect to the condition number of the covariance matrix

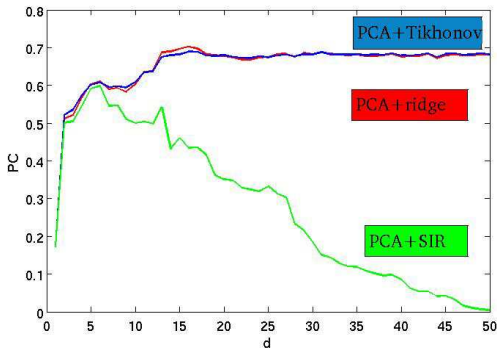
θ versus PC. The “cut-off” dimension is fixed to $d = 20$. The optimal regularization parameter is used for each value of θ .



- Only SIR is very sensitive to the ill-conditioning,
- ridge and Tikhonov : similar results,
- PCA+ridge and PCA+Tikhonov : similar results.

Sensitivity with respect to the “cut-off” dimension

d versus PC. The condition number is fixed ($\theta = 2$) The optimal regularization parameter is used for each value of d .



- **PCA+SIR** : very sensitive to d .
- **PCA+ridge** and **PCA+Tikhonov** : stable as d increases.

Outline

- 1 Sliced Inverse Regression (SIR)
- 2 Inverse regression without regularization
- 3 Inverse regression with regularization
- 4 Validation on simulations
- 5 Real data study

Estimation of Mars surface physical properties from hyperspectral images

Context :

- Observation of the south pole of Mars at the end of summer, collected during orbit 61 by the French imaging spectrometer OMEGA on board Mars Express Mission.
- 3D image : On each pixel, a spectra containing $p = 184$ wavelengths is recorded.
- This portion of Mars mainly contains water ice, CO_2 and dust.

Goal : For each spectra $X \in \mathbb{R}^p$, estimate the corresponding physical parameter $Y \in \mathbb{R}$ (grain size of CO_2).

An inverse problem

Forward problem.

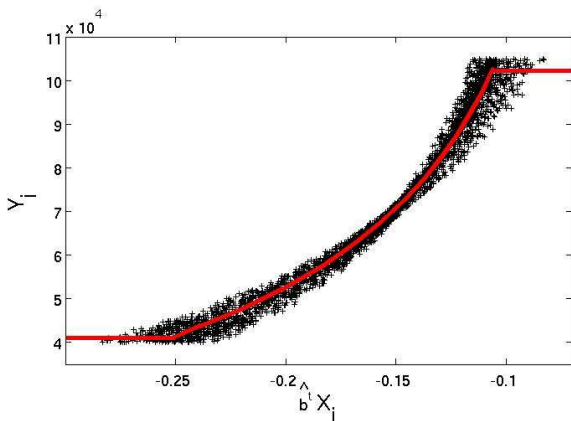
- Physical modeling of individual spectra with a surface reflectance model.
- Starting from a physical parameter Y , simulate $X = F(Y)$.
- Generation of $n = 12,000$ synthetic spectra with the corresponding parameters.

⇒ Learning database.

Inverse problem.

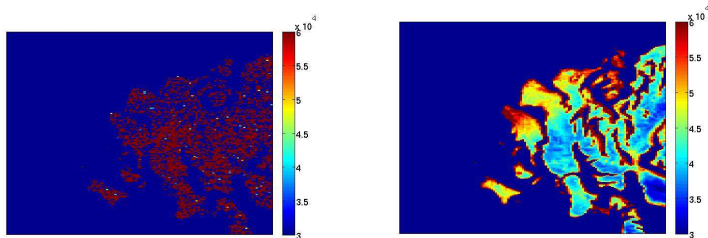
- Estimate the functional relationship $Y = G(X)$.
- Dimension reduction assumption $G(X) = g(b^t X)$.
- b is estimated by SIR/GRSIR, g is estimated by a nonparametric one-dimensional regression.

Estimated functional relationship



Functional relationship between reduced spectra $\hat{b}^t X$ on the first GRSIR (PCA+ridge prior) direction and Y , the grain size of CO_2 .

Estimated CO₂ maps



Grain size of CO₂ estimated by SIR (left) and GRSIR (right) on an hyperspectral image observed on Mars during orbit 61.

References

- [Li, 1991] Li, K.C. (1991). Sliced inverse regression for dimension reduction. *Journal of the American Statistical Association*, **86**, 316–327.
- [Cook, 2007]. Cook, R.D. (2007). Fisher lecture : Dimension reduction in regression. *Statistical Science*, **22**(1), 1–26.
- [Zhong et al, 2005]. Zhong, W., Zeng, P., Ma, P., Liu, J.S. and Zhu, Y. (2005). RSIR : Regularized Sliced Inverse Regression for motif discovery. *Bioinformatics*, **21**(22), 4169–4175.
- [Chiaromonte et al, 2002]. Chiaromonte, F. and Martinelli, J. (2002). Dimension reduction strategies for analyzing global gene expression data with a response. *Mathematical Biosciences*, **176**, 123–144.

References

- R. Coudret, S. Girard & J. Saracco. A new sliced inverse regression method for multivariate response, *Computational Statistics and Data Analysis*, to appear, 2014.
- M. Chavent, S. Girard, V. Kuentz, B. Liquet, T.M.N. Nguyen & J. Saracco. A sliced inverse regression approach for data stream, *Computational Statistics*, to appear, 2014.
- C. Bernard-Michel, S. Douté, M. Fauvel, L. Gardes & S. Girard. Retrieval of Mars surface physical properties from OMEGA hyperspectral images using Regularized Sliced Inverse Regression, *Journal of Geophysical Research - Planets*, 114, E06005, 2009.
- C. Bernard-Michel, L. Gardes & S. Girard. A Note on Sliced Inverse Regression with Regularizations, *Biometrics*, 64, 982–986, 2008.
- C. Bernard-Michel, L. Gardes & S. Girard. *Gaussian Regularized Sliced Inverse Regression*, *Statistics and Computing*, 19, 85–98, 2009.
- A. Gannoun, S. Girard, C. Guinot & J. Saracco. Sliced Inverse Regression in reference curves estimation, *Computational Statistics and Data Analysis*, 46, 103–122, 2004.