

Compressive sensing: how to sample data from what you know!

Laurent Jacques (ICTEAM/ELEN, UCL)



THE 35TH ANNUAL CONFERENCE OF THE EUROPEAN ASSOCIATION FOR COMPUTER GRAPHICS
EUROGRAPHICS 2014
Strasbourg, France

CONFERENCE 7-11 APRIL 2014 STRASBOURG PALAIS DES CONGRÈS





First Part:

- ▶ Sparsity, low-rankness and relatives:
“From information to structures”
- ▶ Compress while you sample:
“From structures to scrambled sensing”
- ▶ and Reconstruct!
“From scrambled sensing to information”



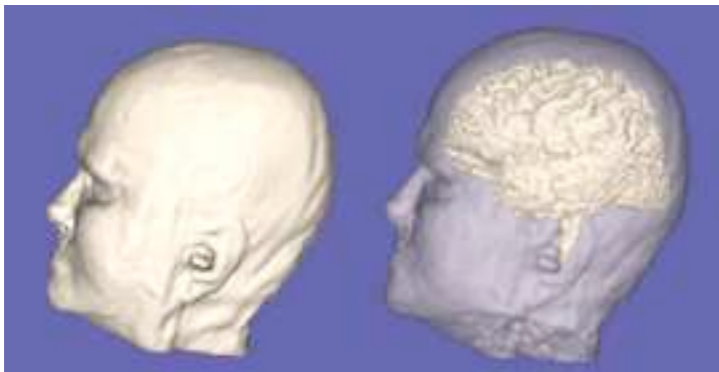


First Part:

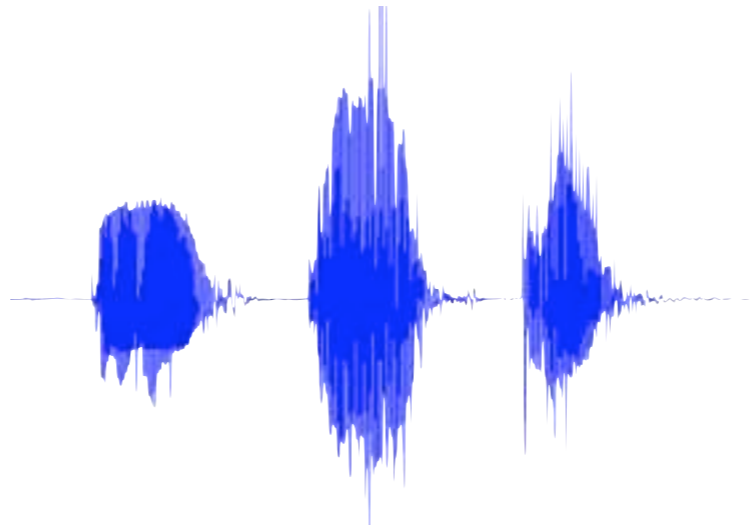
- ▶ Sparsity, low-rankness and relatives:
“From information to structures”
- ▶ Compress while you sample:
“From structures to scrambled sensing”
- ▶ and Reconstruct!
“From scrambled sensing to information”



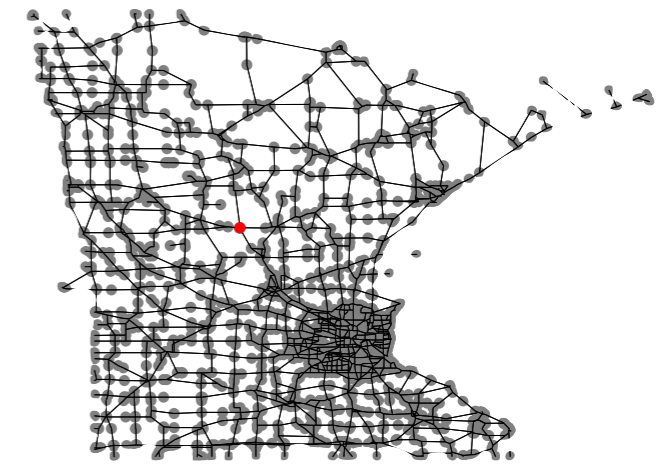
Informative signals are composed of structures ...



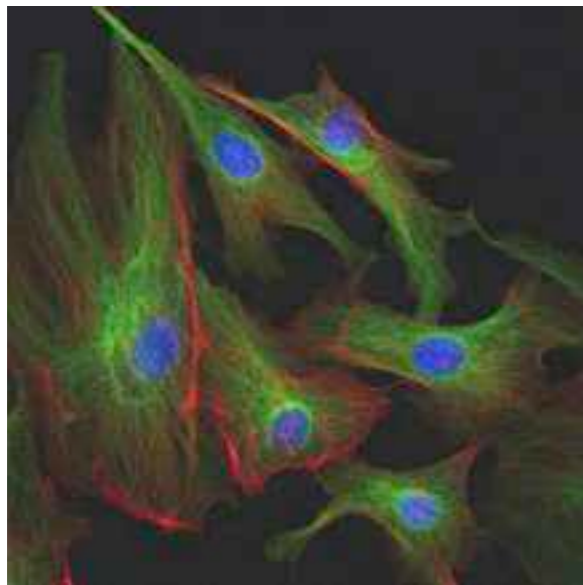
3-D data



Speech signal



Data on Graph



Biology



Video



Astronomy

2-D Example: Using Wavelets!


Representing this
image ...



2-D Example: Using Wavelets!

...with those “wavelets”

Representing this image ...

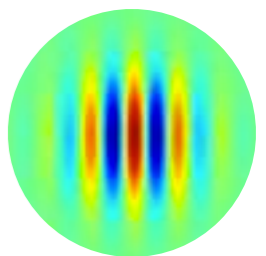
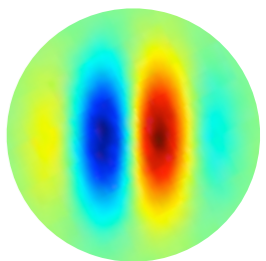


different sizes, scales



different orientations



e.g.,



2-D Example: Using Wavelets!

...with those “wavelets”

Representing this image ...

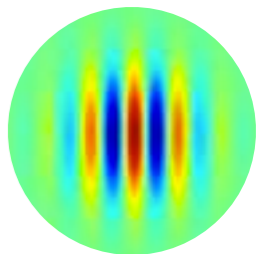
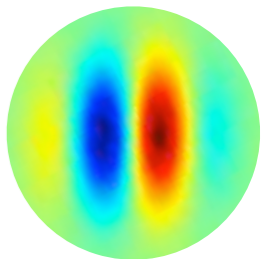


different sizes, scales



different orientations

e.g.,




2-D Example: Using Wavelets!

...with those “wavelets”


Representing this image ...



Hope: much less wavelets than pixels



e.g.,

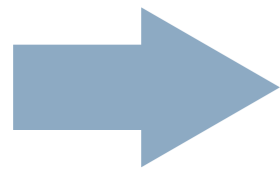



different orientations

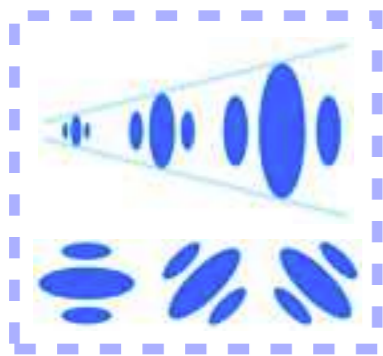
2-D Example: Using Wavelets!



Set of coefficients in Ψ
(gray=0)




Wavelet
basis Ψ



$$\alpha \text{ s.t. } x = \sum_i \alpha_i \Psi_i$$

2-D Example: Using Wavelets!

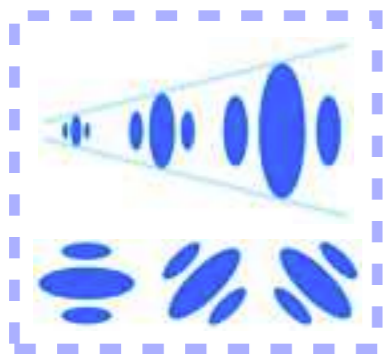


Set of coefficients in Ψ
(gray=0)



$$\alpha \text{ s.t. } x = \sum_i \alpha_i \Psi_i$$


Wavelet
basis Ψ



α_K

Thresholding =
Keep K first values


2-D Example: Using Wavelets!



Set of coefficients in Ψ
(gray=0)



$$\alpha \text{ s.t. } x = \sum_i \alpha_i \Psi_i$$

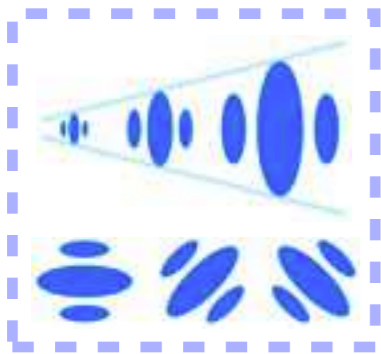


“Information”
is still there!

α_K

Thresholding =
Keep K first values

Wavelet
basis Ψ



Generalization: Sparsity principle

- ▶ Hypothesis: an image (or any signal) can be decomposed in a “sparsity basis” Ψ with few non-zero elements α :

$$x = \sum_{j=1}^D \alpha_j \Psi_j = \Psi \alpha$$

matrix repr.

$$\Psi = (\Psi_1, \dots, \Psi_D) \in \mathbb{R}^{N \times D}$$

$$\alpha = (\alpha_1, \dots, \alpha_D)^T \in \mathbb{R}^D$$

Generalization: Sparsity principle

- ▶ Hypothesis: an image (or any signal) can be decomposed in a “sparsity basis” Ψ with few non-zero elements α :

$$x = \sum_{j=1}^D \alpha_j \Psi_j = \Psi \alpha \quad \begin{array}{l} \Psi = (\Psi_1, \dots, \Psi_D) \in \mathbb{R}^{N \times D} \\ \alpha = (\alpha_1, \dots, \alpha_D)^T \in \mathbb{R}^D \end{array}$$

- ▶ Ψ can be a ONB (e.g. Fourier, wavelets) or a dictionary (atoms)

Generalization: Sparsity principle

- ▶ Hypothesis: an image (or any signal) can be decomposed in a “sparsity basis” Ψ with few non-zero elements α :


$$x = \sum_{j=1}^D \alpha_j \Psi_j = \Psi \alpha \quad \begin{array}{l} \Psi = (\Psi_1, \dots, \Psi_D) \in \mathbb{R}^{N \times D} \\ \alpha = (\alpha_1, \dots, \alpha_D)^T \in \mathbb{R}^D \end{array}$$

- ▶ Ψ can be a ONB (e.g. Fourier, wavelets) or a dictionary (atoms)



f

$\Psi =$ Dictionary of structures




Generalization: Sparsity principle

- ▶ Hypothesis: an image (or any signal) can be decomposed in a “sparsity basis” Ψ with few non-zero elements α :

$$x = \sum_{j=1}^D \alpha_j \Psi_j = \Psi \alpha \quad \Psi = (\Psi_1, \dots, \Psi_D) \in \mathbb{R}^{N \times D}$$

$$\alpha = (\alpha_1, \dots, \alpha_D)^T \in \mathbb{R}^D$$

- ▶ Ψ can be a ONB (e.g. Fourier, wavelets) or a dictionary (atoms)




Generalization: Sparsity principle

- ▶ Hypothesis: an image (or any signal) can be decomposed in a “sparsity basis” Ψ with few non-zero elements α :

$$x = \sum_{j=1}^D \alpha_j \Psi_j = \Psi \alpha \quad \Psi = (\Psi_1, \dots, \Psi_D) \in \mathbb{R}^{N \times D}$$

$$\alpha = (\alpha_1, \dots, \alpha_D)^T \in \mathbb{R}^D$$

- ▶ Ψ can be a ONB (e.g. Fourier, wavelets) or a dictionary (atoms)



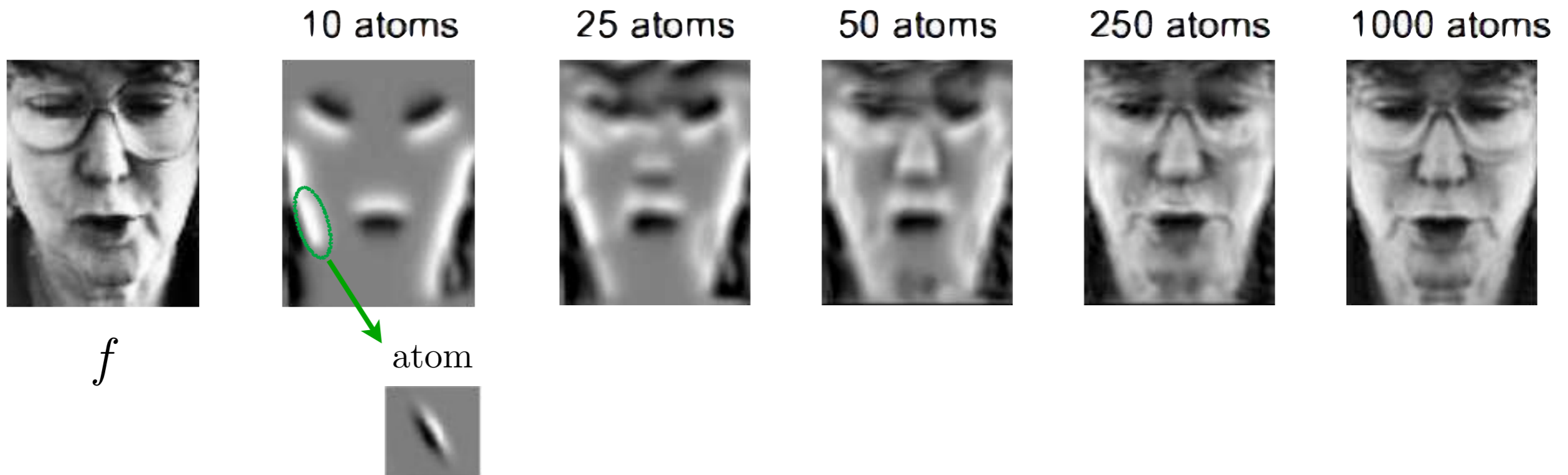
Generalization: Sparsity principle

- ▶ Hypothesis: an image (or any signal) can be decomposed in a “sparsity basis” Ψ with few non-zero elements α :

$$x = \sum_{j=1}^D \alpha_j \Psi_j = \Psi \alpha \quad \Psi = (\Psi_1, \dots, \Psi_D) \in \mathbb{R}^{N \times D}$$

$$\alpha = (\alpha_1, \dots, \alpha_D)^T \in \mathbb{R}^D$$

- ▶ Ψ can be a ONB (e.g. Fourier, wavelets) or a dictionary (atoms)



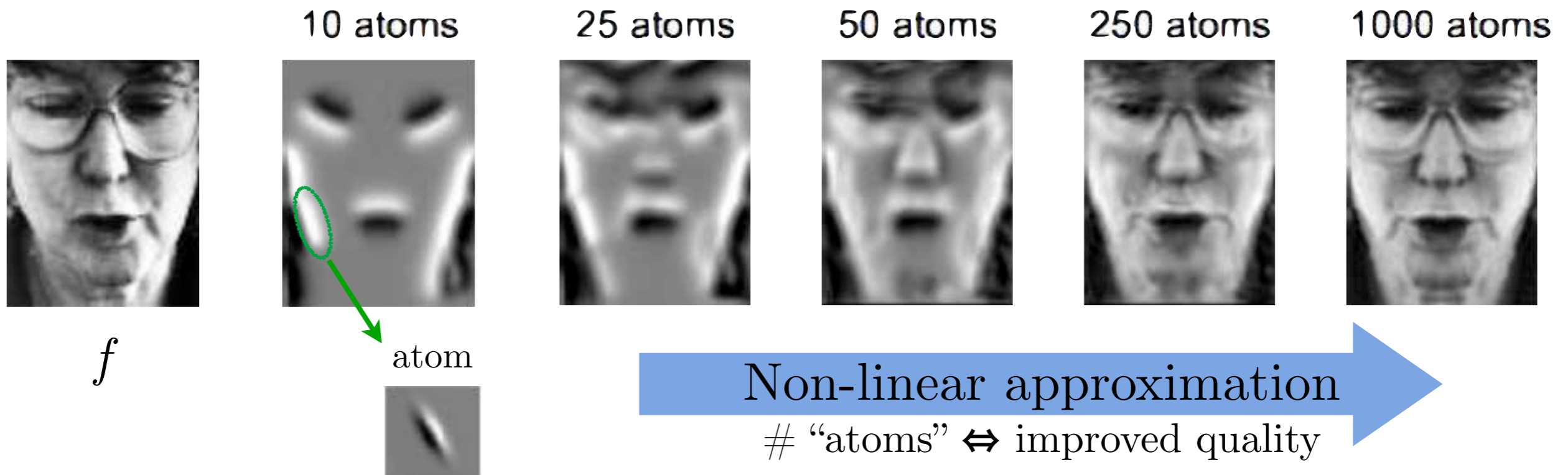
Generalization: Sparsity principle

- ▶ Hypothesis: an image (or any signal) can be decomposed in a “sparsity basis” Ψ with few non-zero elements α :

$$x = \sum_{j=1}^D \alpha_j \Psi_j = \Psi \alpha \quad \Psi = (\Psi_1, \dots, \Psi_D) \in \mathbb{R}^{N \times D}$$


$$\alpha = (\alpha_1, \dots, \alpha_D)^T \in \mathbb{R}^D$$

- ▶ Ψ can be a ONB (e.g. Fourier, wavelets) or a dictionary (atoms)



In summary: if “information” ...

... in a signal $x \in \mathbb{R}^N$ (e.g. $N =$ pixel number, voxels, graph nodes, ...)



In summary: if “information” ...

... in a signal $x \in \mathbb{R}^N$ (e.g. $N =$ pixel number, voxels, graph nodes, ...)

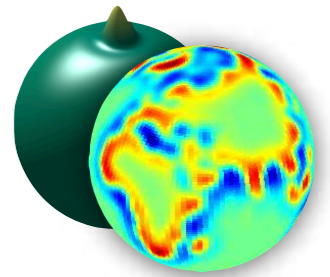
there exists a “sparsity” basis (e.g. wavelets, Fourier, ...)

$$\Psi = (\Psi_1, \dots, \Psi_D) \in \mathbb{R}^{N \times D}$$

where x has a linear representation

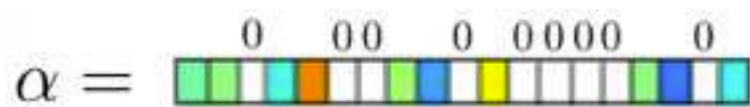
$$x = \sum_{j=1}^D \alpha_j \Psi_j = \Psi \alpha$$

and

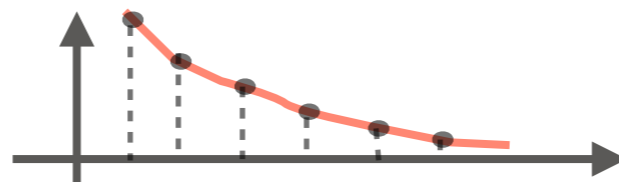


$$\|\alpha\|_0 := \#\{i : \alpha_i \neq 0\} \ll N$$

$$\|\alpha - \alpha_K\| \ll \|\alpha\|$$



or



Counterexample: Noise!

In summary: if “information” ...

... in a signal $x \in \mathbb{R}^N$ (e.g. $N =$ pixel number, voxels, graph nodes, ...)

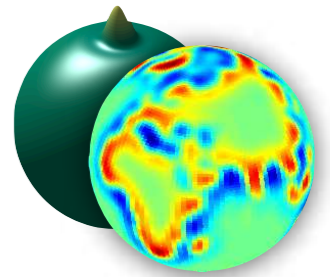
there exists a “sparsity” basis (e.g. wavelets, Fourier, ...)

$$\Psi = (\Psi_1, \dots, \Psi_D) \in \mathbb{R}^{N \times D}$$

where x has a linear representation

$$x = \sum_{j=1}^D \alpha_j \Psi_j = \Psi \alpha$$

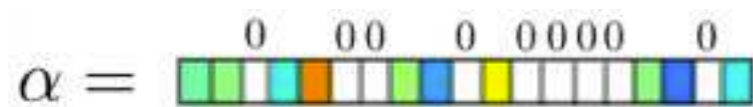
and



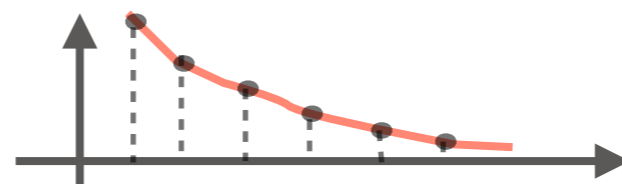
$$\|\alpha\|_0 := \#\{i : \alpha_i \neq 0\} \ll N$$

$$\|\alpha - \alpha_K\| \ll \|\alpha\|$$

Small ℓ_1 -norm



or



or

$$\|\alpha\|_1 = \sum_i |\alpha_i|$$

Counterexample: Noise!

Convex! (see after)



Other “informative” models





Other “informative” models

1. Structured sparsity for high-dimensional data

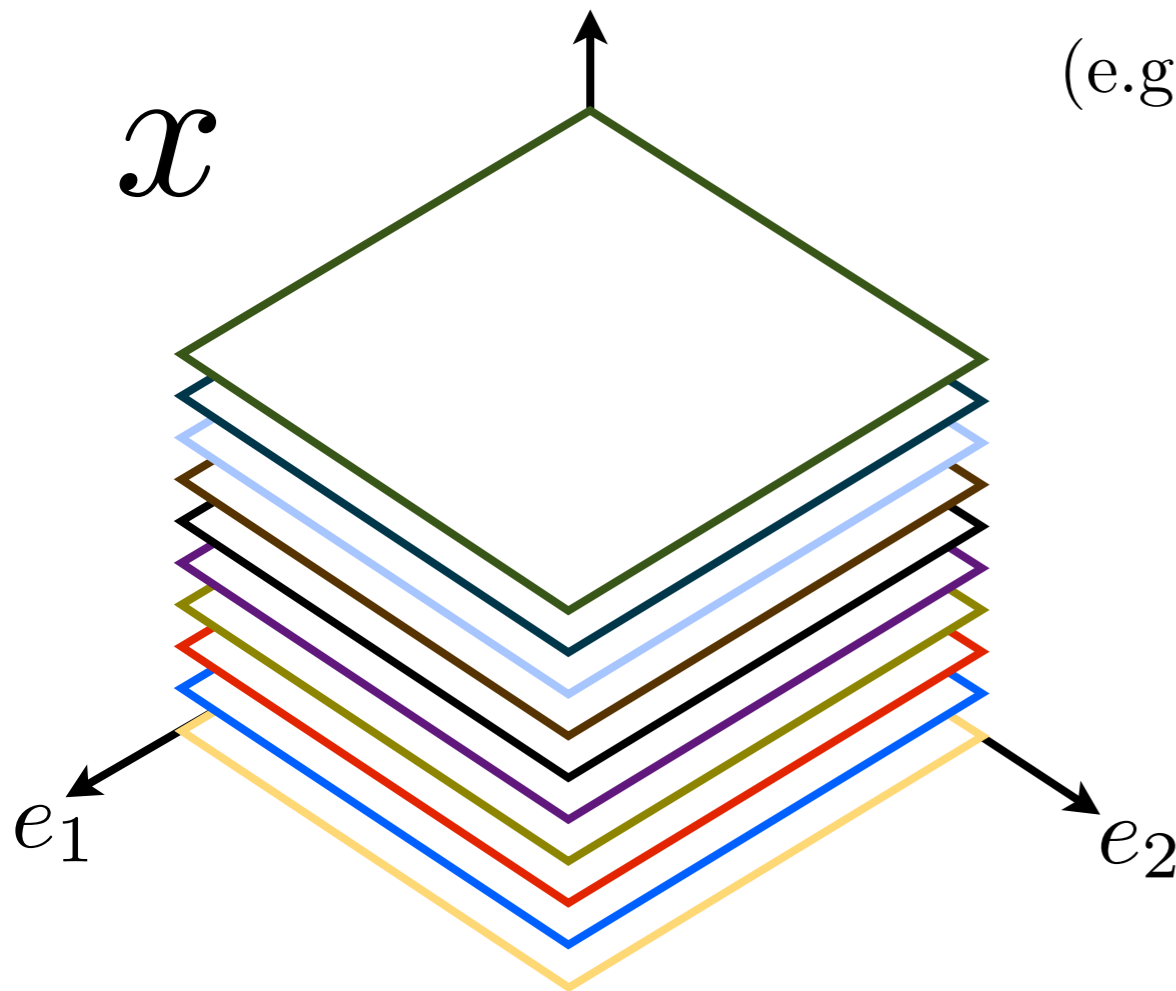


Other “informative” models

1. Structured sparsity for high-dimensional data

$$e_3 = t, \lambda \text{ or } z$$

Consider a data volume (3-D or more)
(e.g. video, hyperspectral data, medical data)

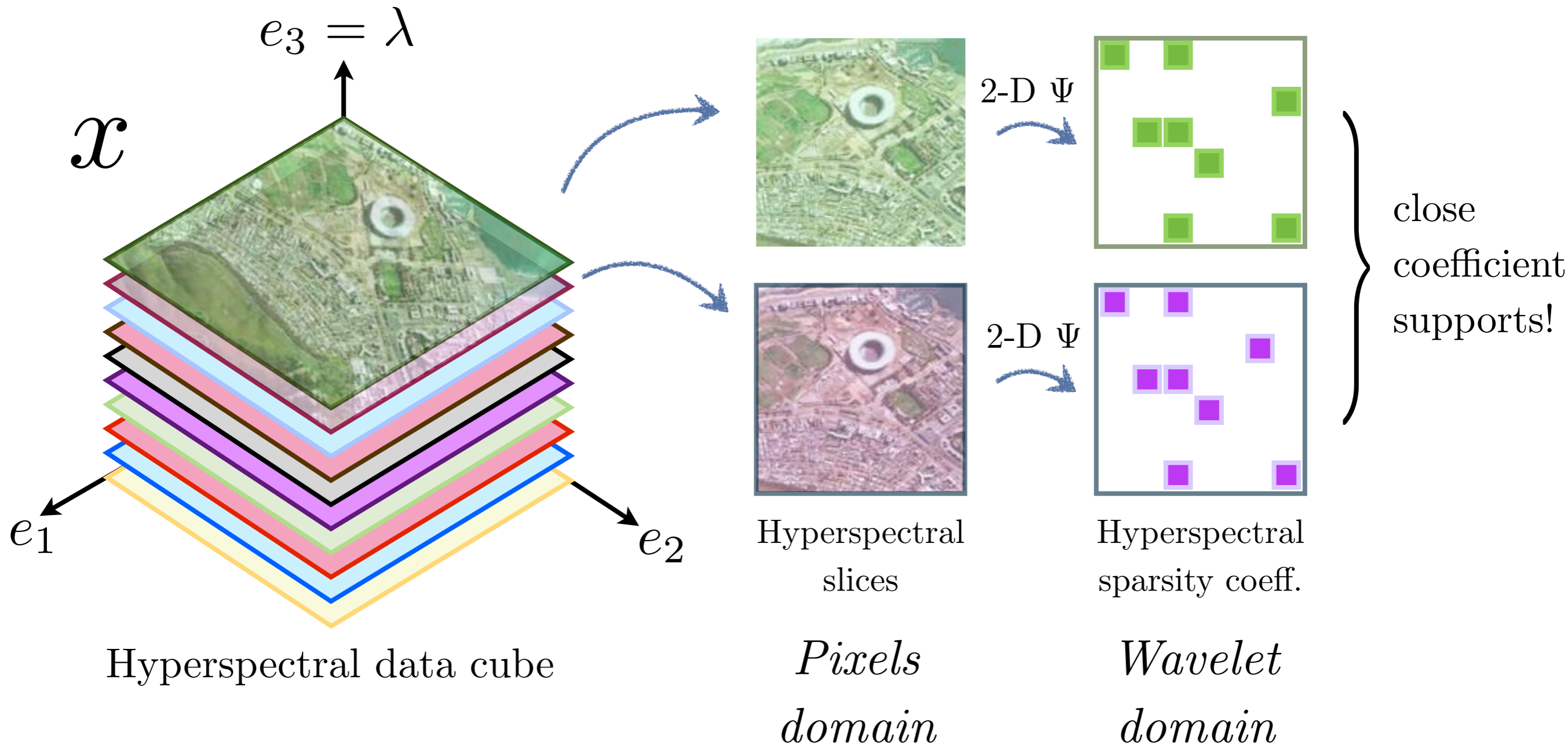


Possible models:

- ▶ 3-D sparsity basis (see before)
(sometimes costly, sometimes \nexists)
- ▶ or *structured sparsity*
idea: consecutive “slices” vary “slowly”

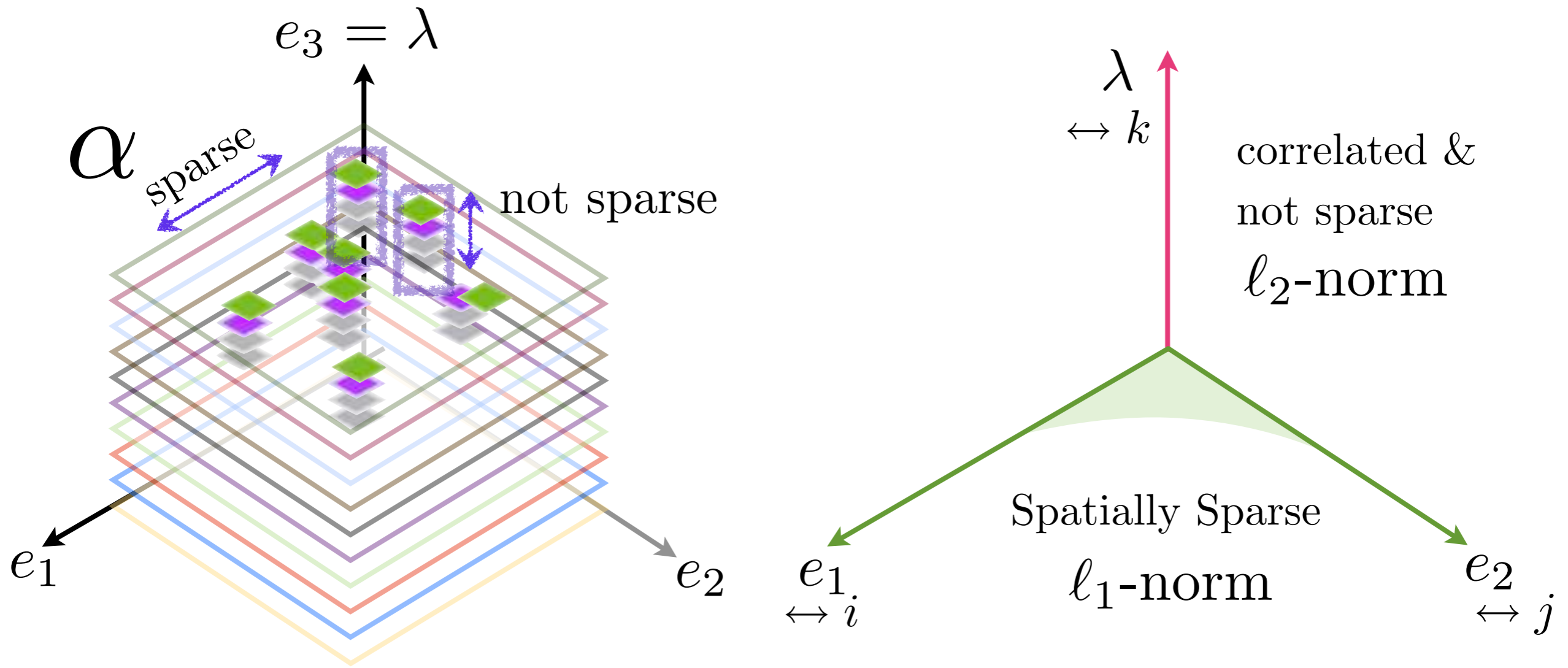
Other “informative” models

1. Structured sparsity for high-dimensional data



Other “informative” models

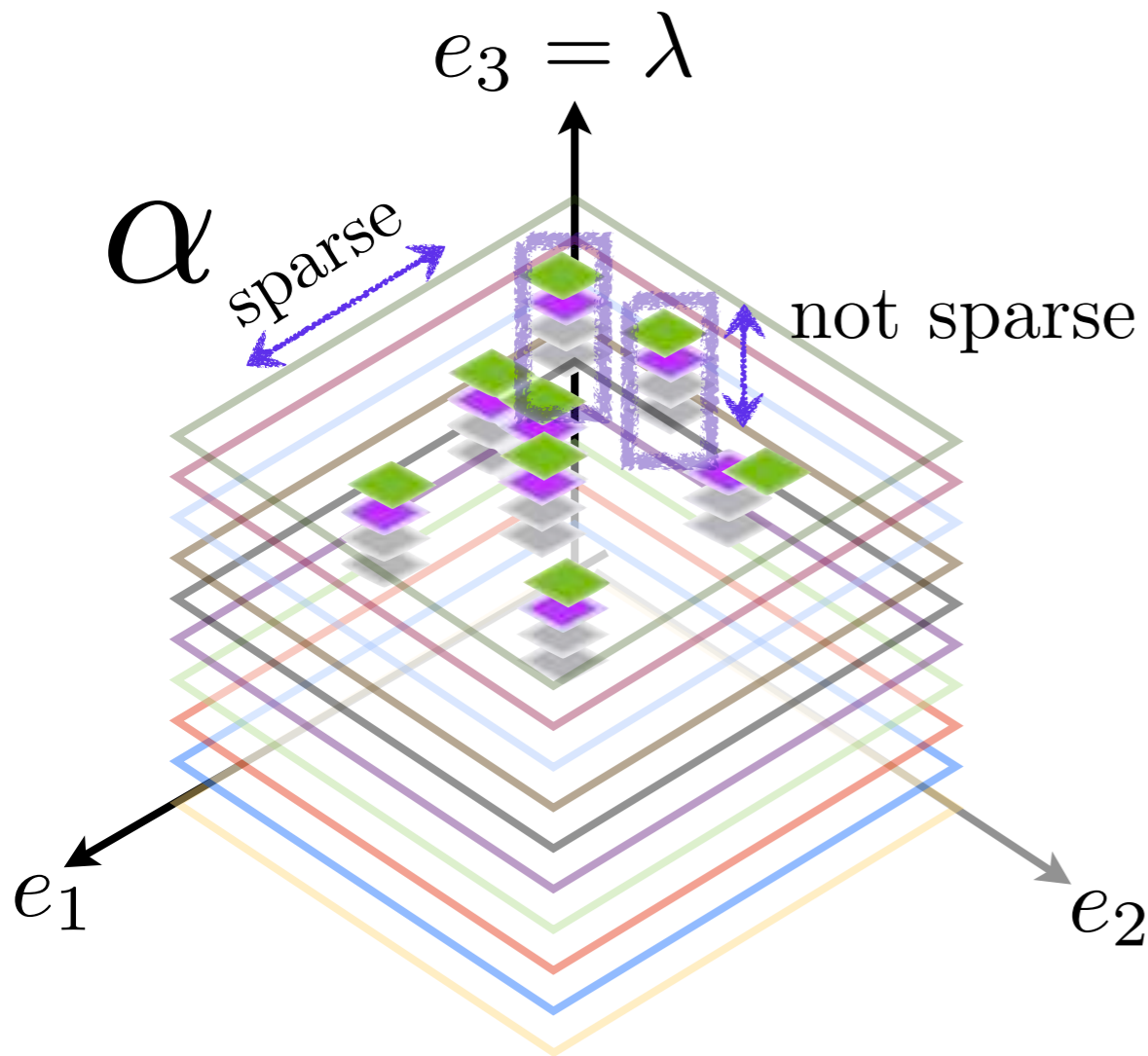
1. Structured sparsity for high-dimensional data



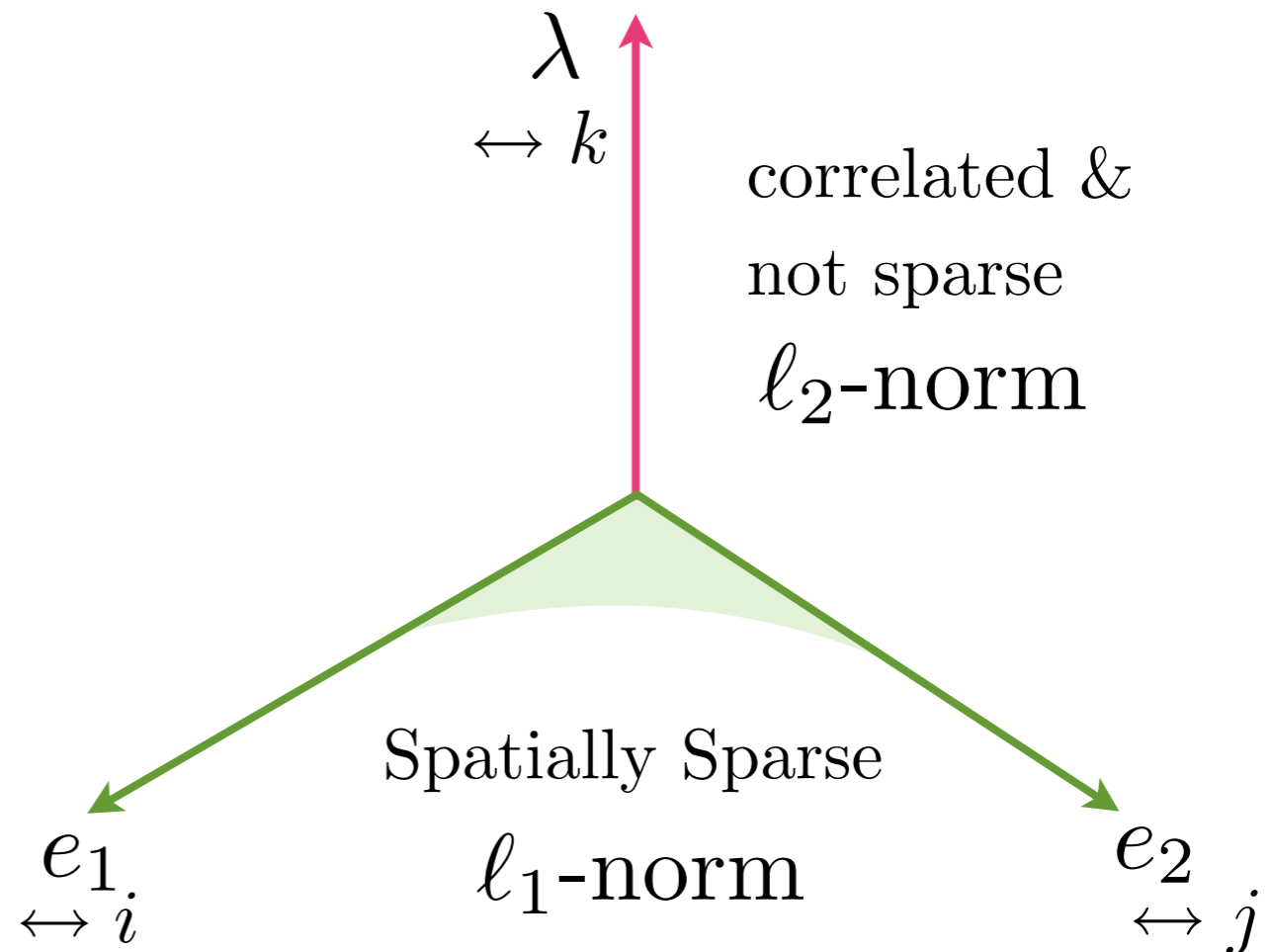
Hyperspectral
sparsity coeff.

Other “informative” models

1. Structured sparsity for high-dimensional data



Hyperspectral
sparsity coeff.



\Rightarrow small $\ell_{2,1}$ -norm

$$\|\alpha\|_{2,1} = \sum_{ij} \left(\sum_k |\alpha_{i,j,k}|^2 \right)^{1/2}$$



Other “informative” models

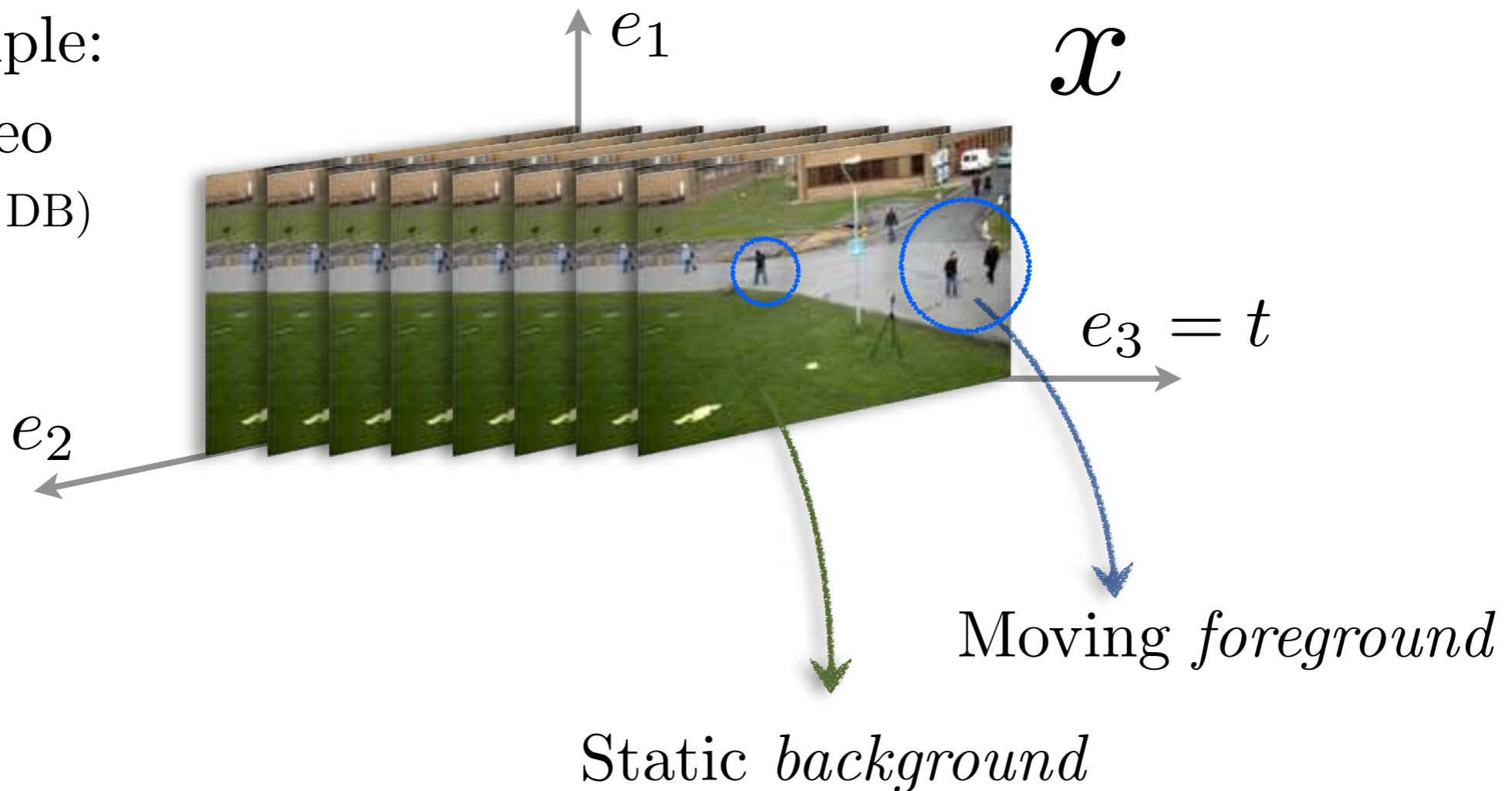
2. Low-rank models in high dimensions



Other “informative” models

2. Low-rank models in high dimensions

Example:
Video
(PETS DB)

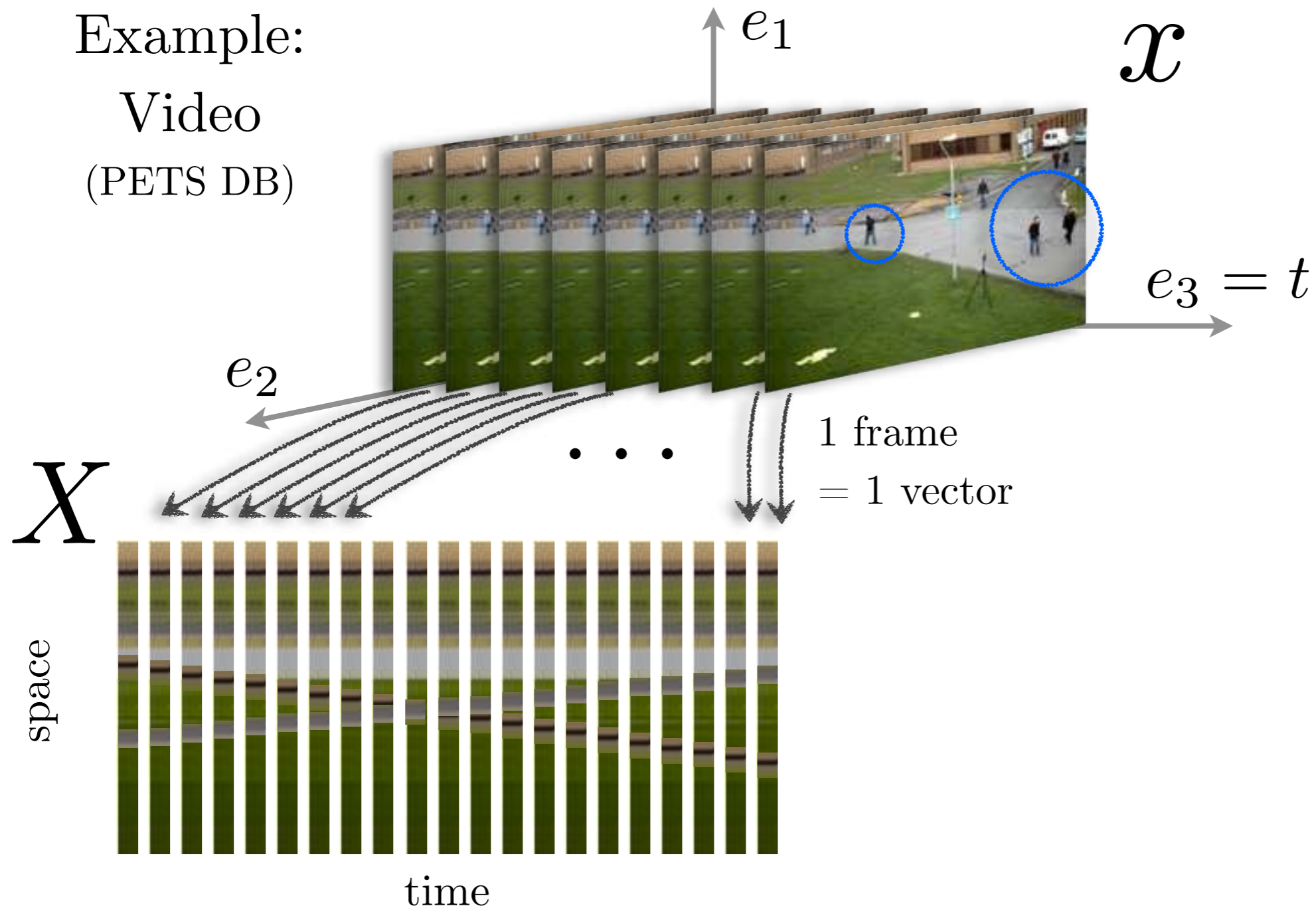


Other “informative” models

2. Low-rank models in high dimensions

Example:

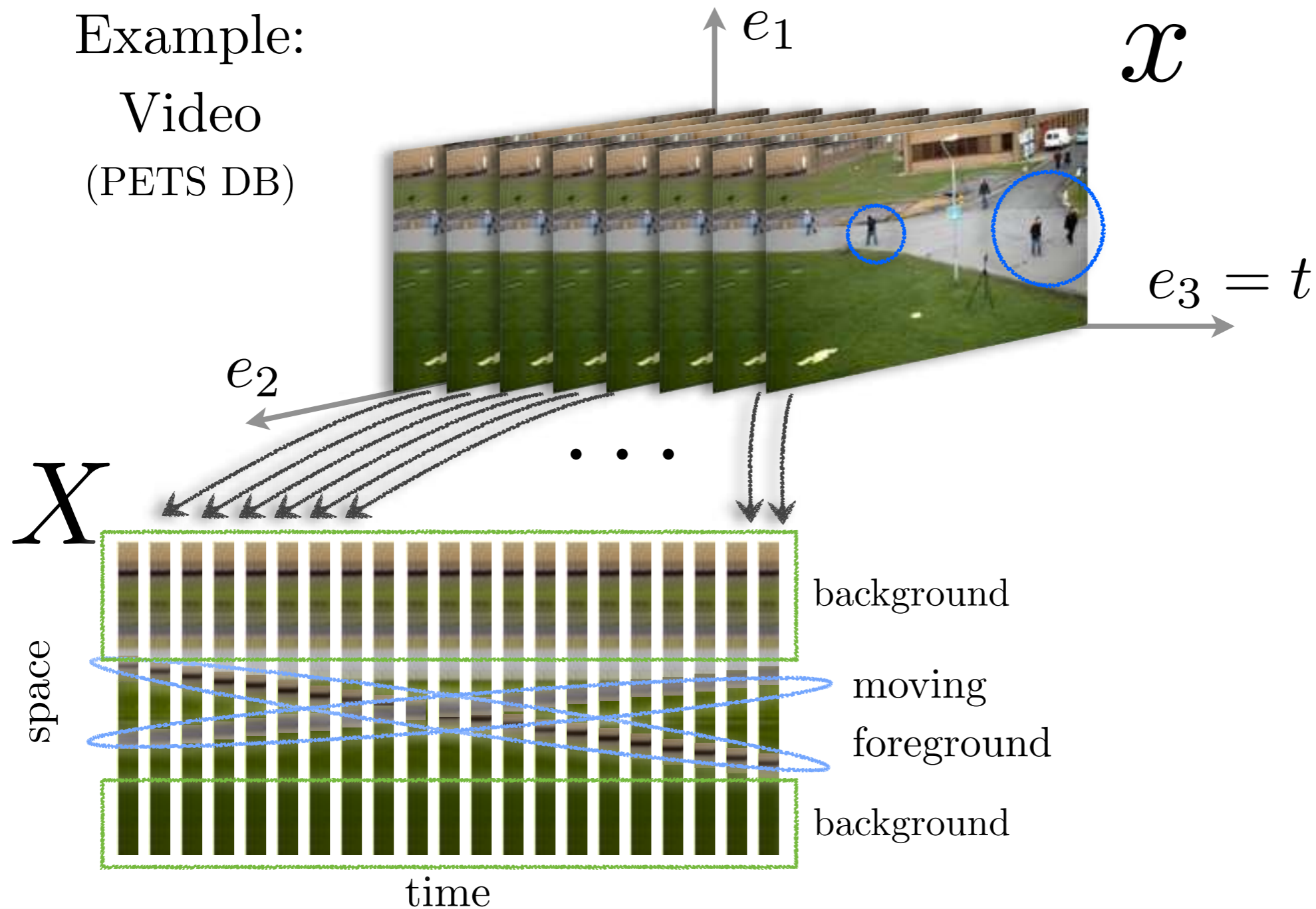
Video
(PETS DB)



Other “informative” models

2. Low-rank models in high dimensions

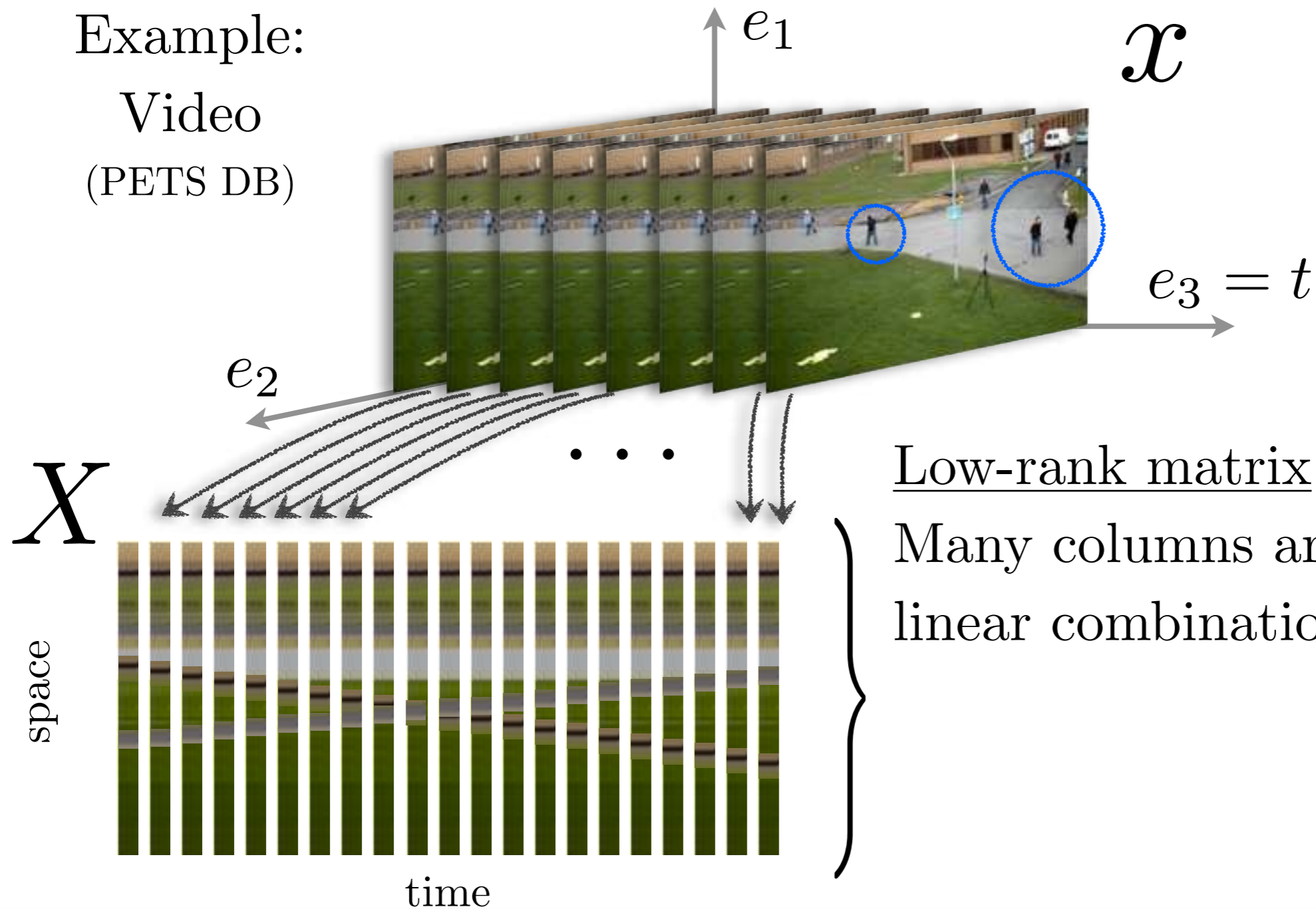
Example:
Video
(PETS DB)



Other “informative” models

2. Low-rank models in high dimensions

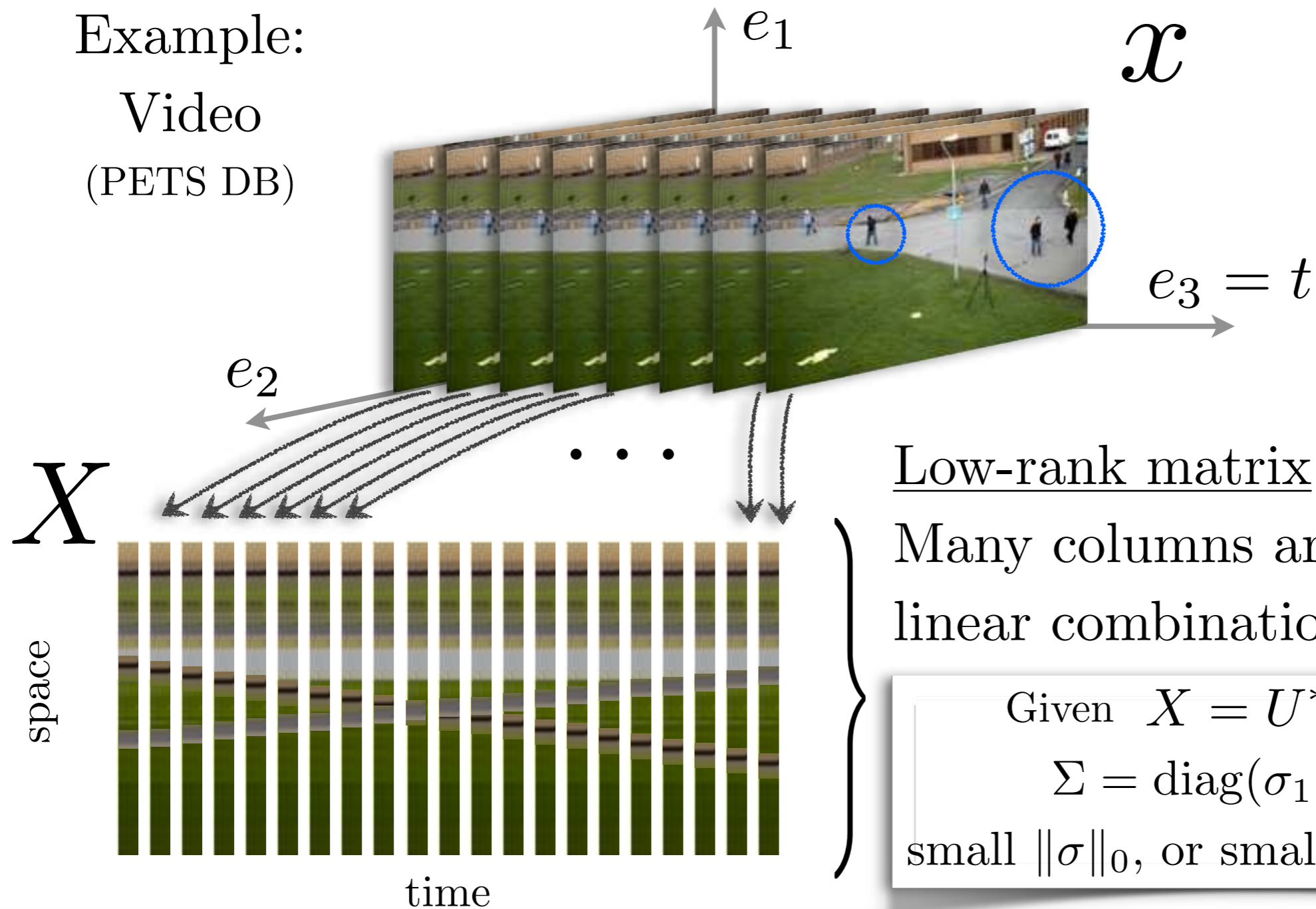
Example:
Video
(PETS DB)



Other “informative” models

2. Low-rank models in high dimensions

Example:
Video
(PETS DB)




General Sparsity Applications

1. Data Compression/Transmission (by definition);

2. Data restoration :

- ▶ Denoising,
- ▶ Deblurring,
- ▶ Inpainting, ...




3. Simplified model and interpretation (*e.g.*, in ML)

General Sparsity Applications

1. Data Compression/Transmission (by definition);

2. Data restoration :

- ▶ Denoising,
- ▶ Deblurring,
- ▶ Inpainting, ...



3. Simplified model and interpretation (*e.g.*, in ML)

More generally,

For regularizing (stabilizing) inverse problems
+ Impact on data sampling philosophy ! (see after)

e.g., in
Ivo's talk



First Part:

- ▶ Sparsity, low-rankness and relatives:
“From information to structures”
- ▶ Compress while you sample:
“From structures to scrambled sensing”
- ▶ and Reconstruct!
“From scrambled sensing to information”



Sampling with Sparsity


- ▶ Paradigm shift:
“Computer readable” sensing
 + prior information (structures)



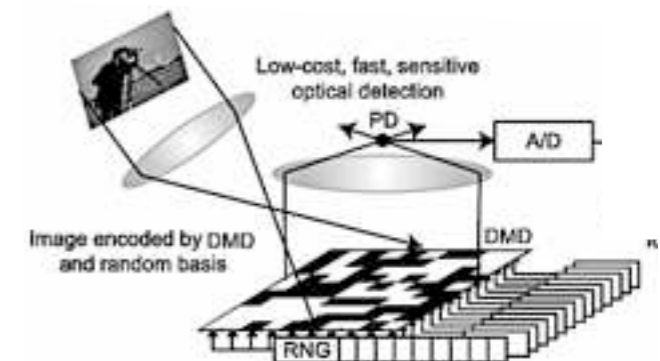

Sampling with Sparsity



- ▶ Paradigm shift:
“Computer readable” sensing
 + prior information (structures)



Optimized setup: sampling rate \propto information



- ▶ Examples:
 Radio-Interferometry, Compressed Sensing,
 MRI, Deflectometry, Seismology, ...

Sampling with Sparsity

but ... non-linear reconstruction schemes!

Regularized inverse problems:

Reconstruct $x \in \mathbb{R}^N$ from $y = \text{Sensing}(x) \in \mathbb{R}^M$
given a sparse model on x .

Examples: Tomography,
frequency/partial observations, ...

Sampling with Sparsity

but ... non-linear reconstruction schemes!

Regularized inverse problems:

Reconstruct $x \in \mathbb{R}^N$ from $y = \text{Sensing}(x) \in \mathbb{R}^M$
 given a sparse model on x .



Examples: Tomography,
 frequency/partial observations, ...

$$x^* = \underset{u \in \mathbb{R}^N}{\operatorname{argmin}} \mathcal{S}(u) \text{ s.t. } \text{Sensing}(u) \approx \text{Sensing}(x)$$



Sparsity metric:

e.g., small $\mathcal{S}(\alpha) = \|\alpha\|_1$ if $u = \Psi\alpha$,
 small Total Variation $\mathcal{S}(u) = \|\nabla u\|$

Noise: Gaussian, Poisson, ...



Compressed Sensing



Compressed Sensing

CS in a nutshell:

“Forget” Dirac, forget Nyquist,
ask *few* (linear) *questions*
about your informative (sparse) signal,
and recover it *differently* (non-linearly)”

Compressed Sensing

M questions

Sensing method

Signal

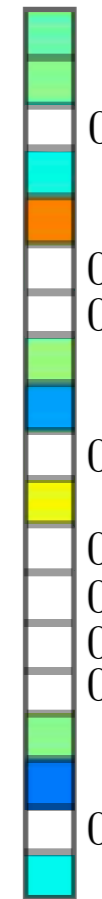
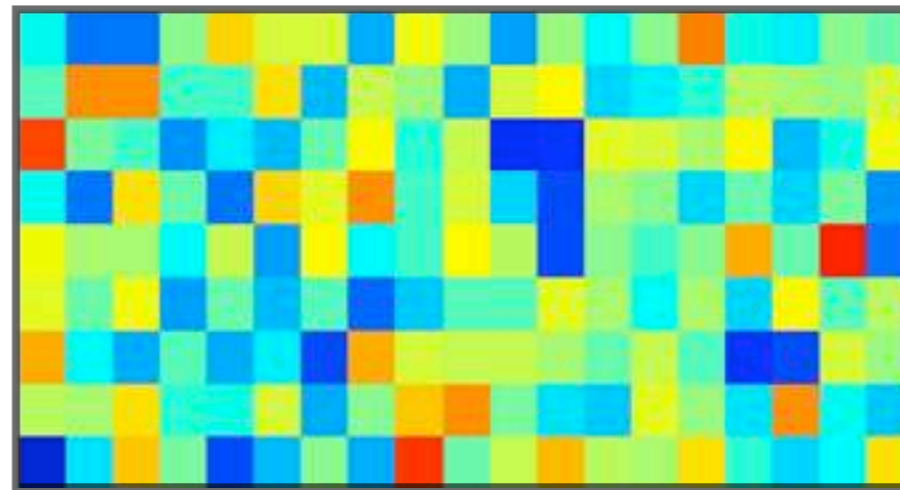
y

Φ

x



=



Sparsity
Prior
($\Psi = Id$)

M

$M \times N$

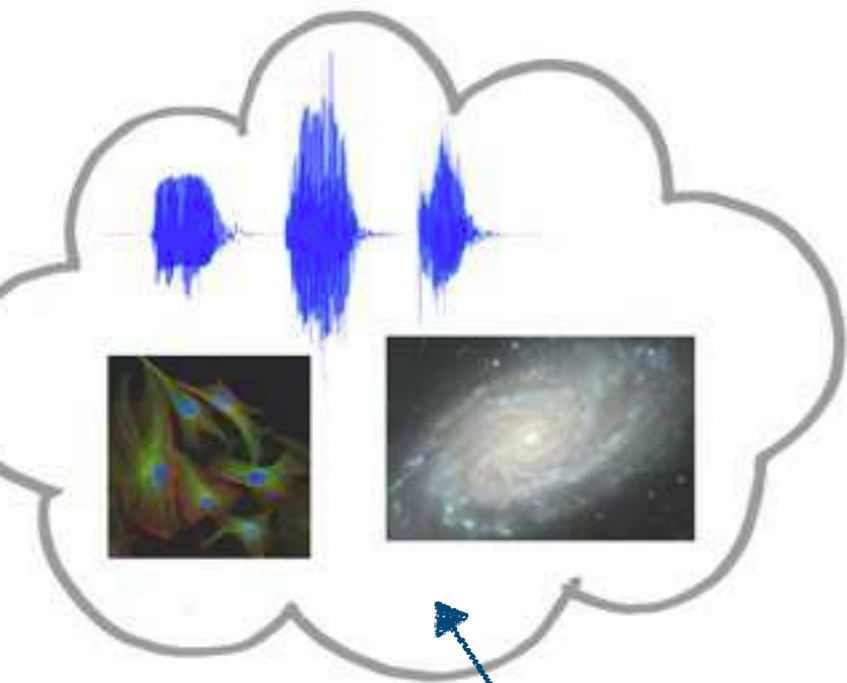
N

CS in a nutshell:

“Forget” Dirac, forget Nyquist,
ask *few* (linear) *questions*
about your informative (sparse) signal,
and recover it *differently* (non-linearly)”

Compressed Sensing

Low complexity signal



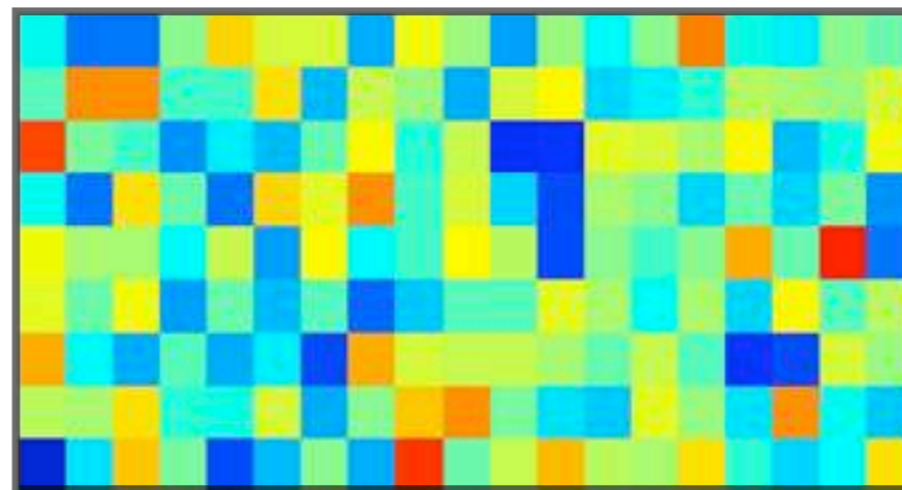
y



M

=

Φ



$M \times N$

x



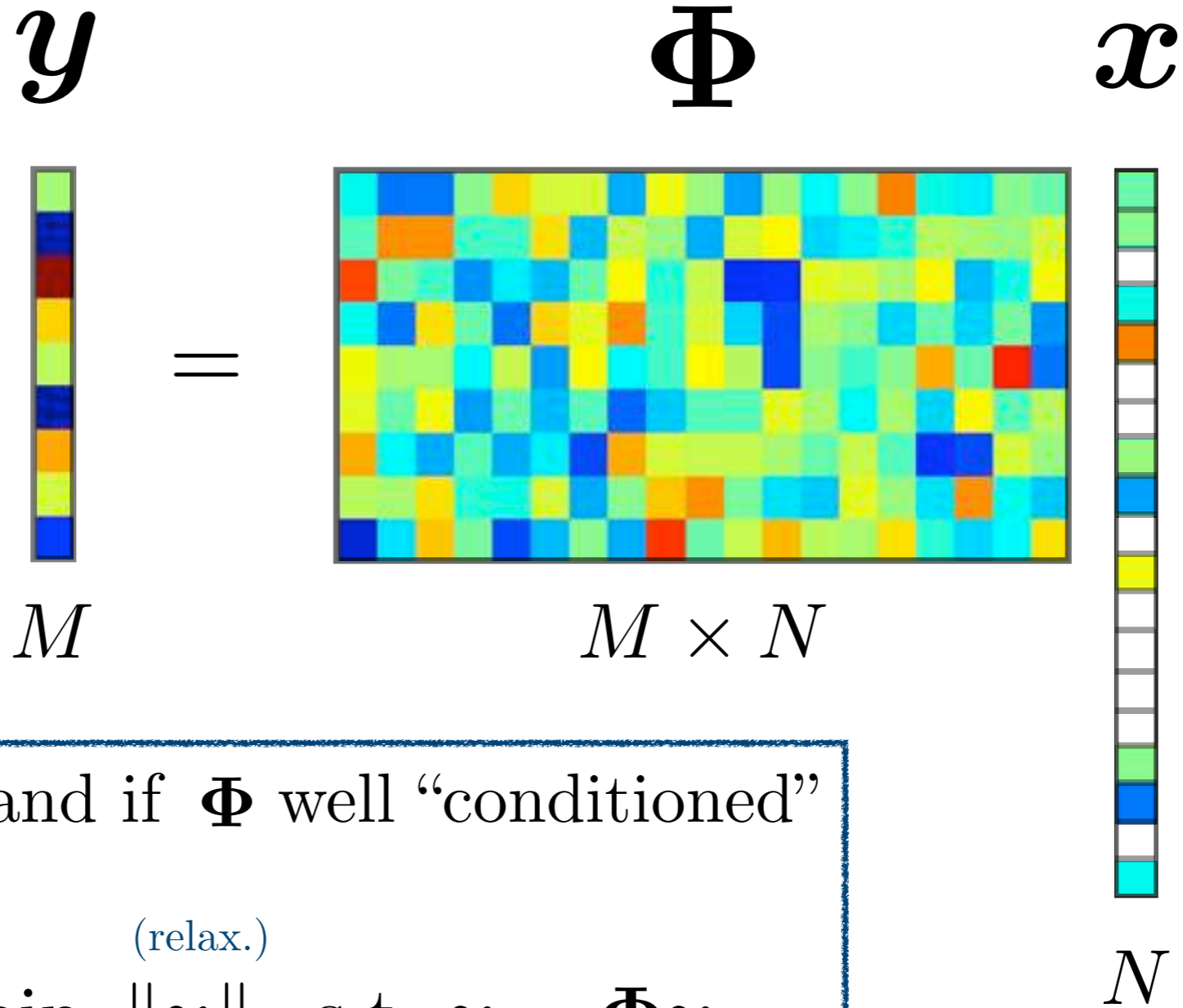
N

If x is K -sparse and if Φ well “conditioned” then:

$$x^* = \arg \min_{u \in \mathbb{R}^N} \|u\|_0 \text{ s.t. } y = \Phi u$$

$\|u\|_0 = \#\{j : u_j \neq 0\}$ **Non-linear reconstruction**

Compressed Sensing



If x is K-sparse and if Φ well “conditioned” then:

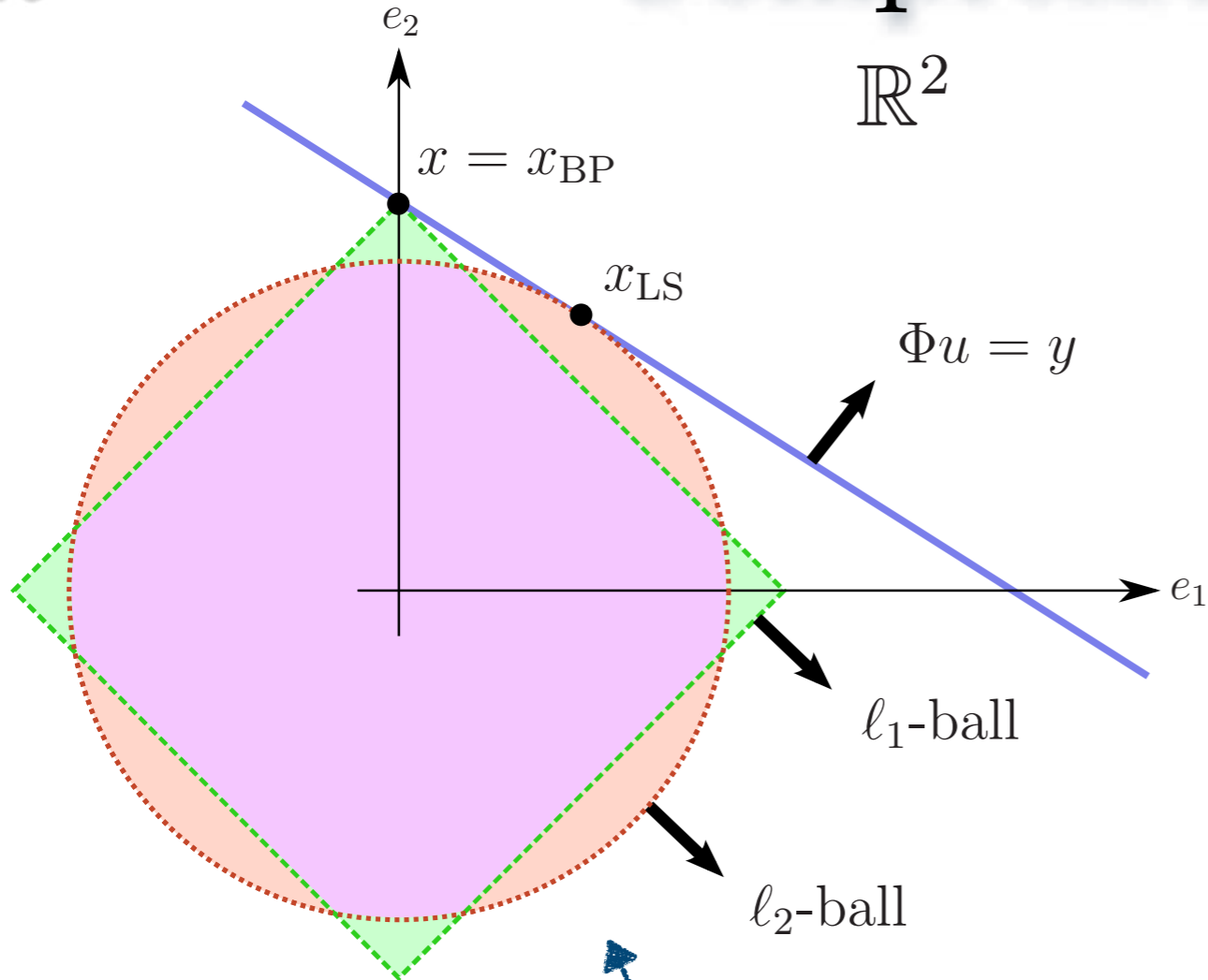
(relax.)

$$x^* = \arg \min_{u \in \mathbb{R}^N} \|u\|_1 \text{ s.t. } y = \Phi u$$

$$\|u\|_1 = \sum_j |u_j|$$

(Basis Pursuit) [Chen, Donoho, Saunders, 1998]

Compressed Sensing



If x is K -sparse and if Φ well “conditioned” then:

$$x^* = \arg \min_{u \in \mathbb{R}^N} \|u\|_1 \text{ s.t. } y = \Phi u$$

(relax.)

Solvers:

Linear Programming,
Interior Point Method,
Proximal Methods,
... **Tons** of toolboxes ...

$$\|u\|_1 = \sum_j |u_j|$$

(Basis Pursuit) [Chen, Donoho, Saunders, 1998]

Compressed Sensing

$\exists \delta \in (0, 1)$ Restricted Isometry Property

$$\sqrt{1 - \delta} \|\mathbf{v}\|_2 \leq \|\Phi \mathbf{v}\|_2 \leq \sqrt{1 + \delta} \|\mathbf{v}\|_2$$

for all $2K$ sparse signals \mathbf{v} .

any subset of $2K$ columns
is an *isometry*

If \mathbf{x} is K -sparse and if Φ well “conditioned”
then:

$$\mathbf{x}^* = \underset{\mathbf{u} \in \mathbb{R}^N}{\text{arg min}} \|\mathbf{u}\|_1 \text{ s.t. } \mathbf{y} = \Phi \mathbf{u} \quad \text{(relax.)}$$

if $\delta < 1/\sqrt{2}$

[Cai & Zhang, 14]

$$\|\mathbf{u}\|_1 = \sum_j |u_j|$$

(Basis Pursuit) [Chen, Donoho, Saunders, 1998]

Compressed Sensing

$\exists \delta \in (0, 1)$ Restricted Isometry Property \longrightarrow

$$\sqrt{1 - \delta} \|\mathbf{v}\|_2 \leq \|\Phi \mathbf{v}\|_2 \leq \sqrt{1 + \delta} \|\mathbf{v}\|_2$$

for all $2K$ sparse signals \mathbf{v} .

any subset of $2K$ columns
is an *isometry*

Examples:

- + Gaussian
- + Bernoulli
- + Random Fourier
- +

$$M = O(K \ln N / K) \ll N$$

$$\Phi \in \mathbb{R}^{M \times N}, \Phi_{ij} \sim_{\text{iid}} \mathcal{N}(0, 1)$$

If \mathbf{x} is K -sparse and if Φ well “conditioned”
then:

$$\mathbf{x}^* = \underset{\mathbf{u} \in \mathbb{R}^N}{\text{arg min}} \|\mathbf{u}\|_1 \text{ s.t. } \mathbf{y} = \Phi \mathbf{u}$$

(relax.)

if $\delta < 1/\sqrt{2}$

[Cai & Zhang, 14]

$$\|\mathbf{u}\|_1 = \sum_j |u_j|$$

(Basis Pursuit) [Chen, Donoho, Saunders, 1998]

Compressed Sensing

From $\mathbf{x}^* = \arg \min_{\mathbf{u} \in \mathbb{R}^N} \|\mathbf{u}\|_0$ s.t. $\mathbf{y} \stackrel{\updownarrow}{=} \Phi \mathbf{u}$ $\|\mathbf{y} - \Phi \mathbf{u}\| \leq \epsilon$ (if noise)

If

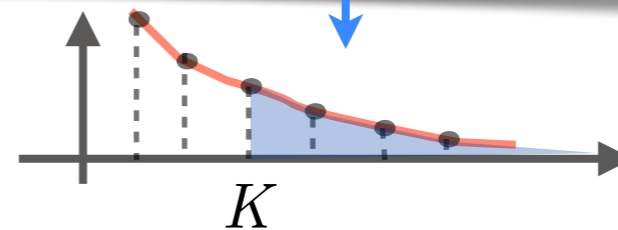
$$M = O(K \ln N / K) \ll N$$

$$\Phi \in \mathbb{R}^{M \times N}, \Phi_{ij} \sim_{\text{iid}} \mathcal{N}(0, 1)$$

Robustness: *vs* sparse deviation + noise.

Then

$$\|\mathbf{x} - \mathbf{x}^*\| \leq C \frac{1}{\sqrt{K}} \|\mathbf{x} - \mathbf{x}_K\|_1 + D\epsilon$$



... in summary, CS is



$$M = O(K \log N/K)$$

x


or $x^* \simeq x$

if noise, quantization,
non-linearities



M questions

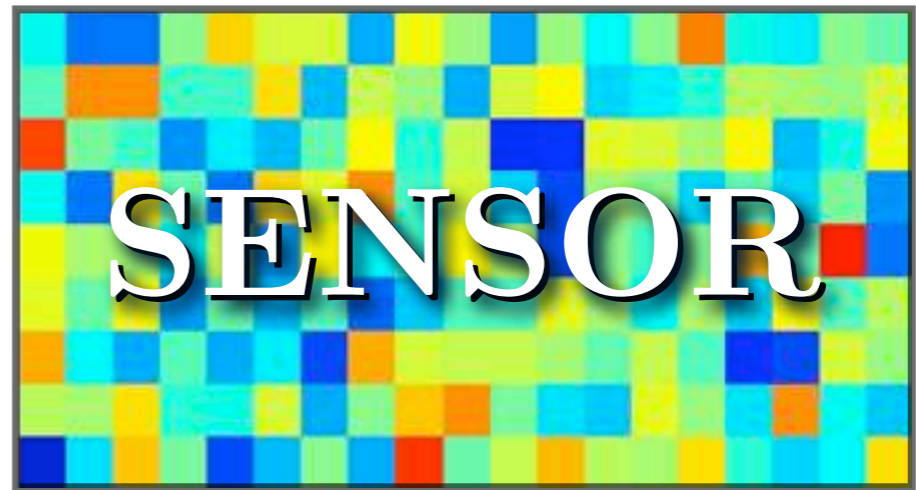
y



M

Sensing method

Φ

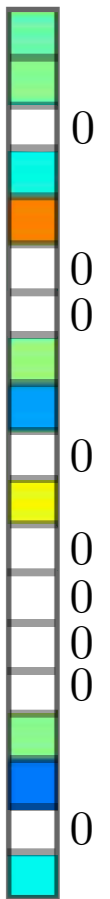


$M \times N$

Random is ok!

Signal

x



N

HEAVY RECONSTRUCTION

LIGHT SENSING

Ask *few* (linear) *questions*
about your informative (sparse) signal,
and recover it *differently* (non-linearly)”

Candès, Romberg, Tao, 2006

Donoho, 2006

1-Pixel Camera, Wakin et al., 2006

First Part:

- ▶ Sparsity, low-rankness and relatives:
“From information to structures”
- ▶ Compress while you sample:
“From structure to scrambled sensing”
- ▶ and Reconstruct!
“From scrambled sensing to information”
(very broad and active field ... just one slide)

Reconstruct? (just one slide)

- ▶ For solving:

e.g., sparsity,
low-rank, TV, ...

e.g., L2/L1 distance, robust to
Gaussian/Poisson noise, ...

$$x^* = \operatorname{argmin}_{u \in \mathbb{R}^N} \mathcal{S}(u) \text{ s.t. } \operatorname{Sensing}(u) \approx \operatorname{Sensing}(x)$$

many possibilities/solvers ...

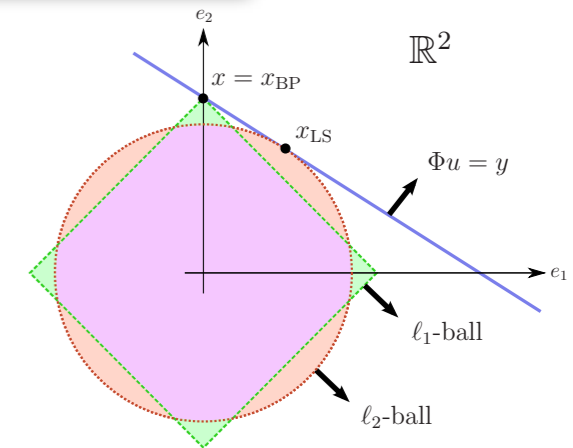
Reconstruct? (just one slide)

- ▶ For solving:
 - e.g., sparsity, low-rank, TV, ...
 - e.g., L2/L1 distance, robust to Gaussian/Poisson noise, ...

$$x^* = \operatorname{argmin}_{u \in \mathbb{R}^N} \mathcal{S}(u) \text{ s.t. } \operatorname{Sensing}(u) \approx \operatorname{Sensing}(x)$$

many possibilities/solvers ...

- ▶ Convex optimization: tons of toolboxes
 - ▶ SPGL1, L1Magic, (F)ISTA, ADMM, ...
 - ▶ Proximal algorithms (see also B. Goldluecke's part)
- ▶ Iterative (*greedy*) methods:
 - ▶ matching pursuit and relatives (OMP)
 - ▶ iterative hard thresholding, CoSAMP, SP, smoothed L0, ...
 - ▶ Approximate Message Passing Algorithms, Bayesian, ...



Second Part: a few realizations

- ▶ Compressive imaging appetizer:
The Rice single pixel camera
- ▶ Other case studies:
 - ▶ Radio-interferometry and aperture synthesis
 - ▶ Hyperspectral CASSI imaging
 - ▶ Highspeed Coded Strobbing Imaging


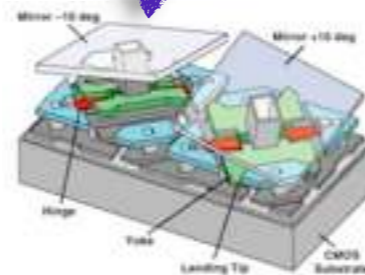
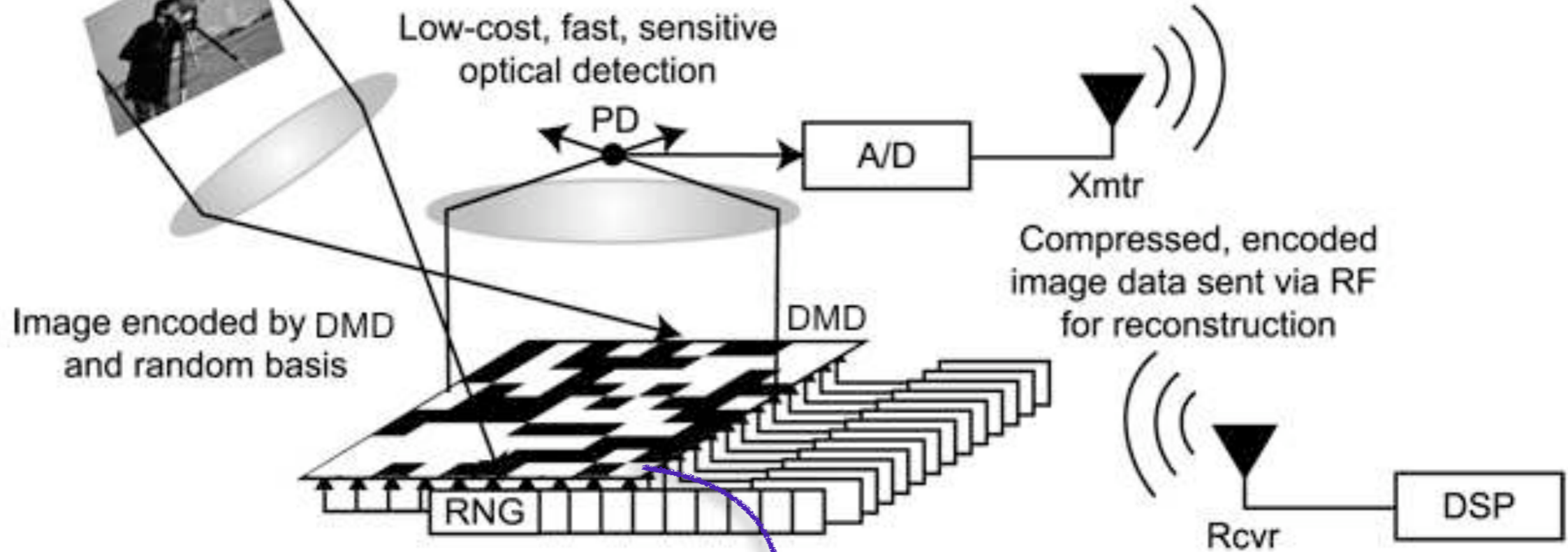
Second Part: a few realizations

- ▶ Compressive imaging appetizer:
The Rice single pixel camera
- ▶ Other case studies:
 - ▶ Radio-interferometry and aperture synthesis
 - ▶ Hyperspectral CASSI imaging
 - ▶ Highspeed Coded Strobbing Imaging

Rice Single-pixel Camera

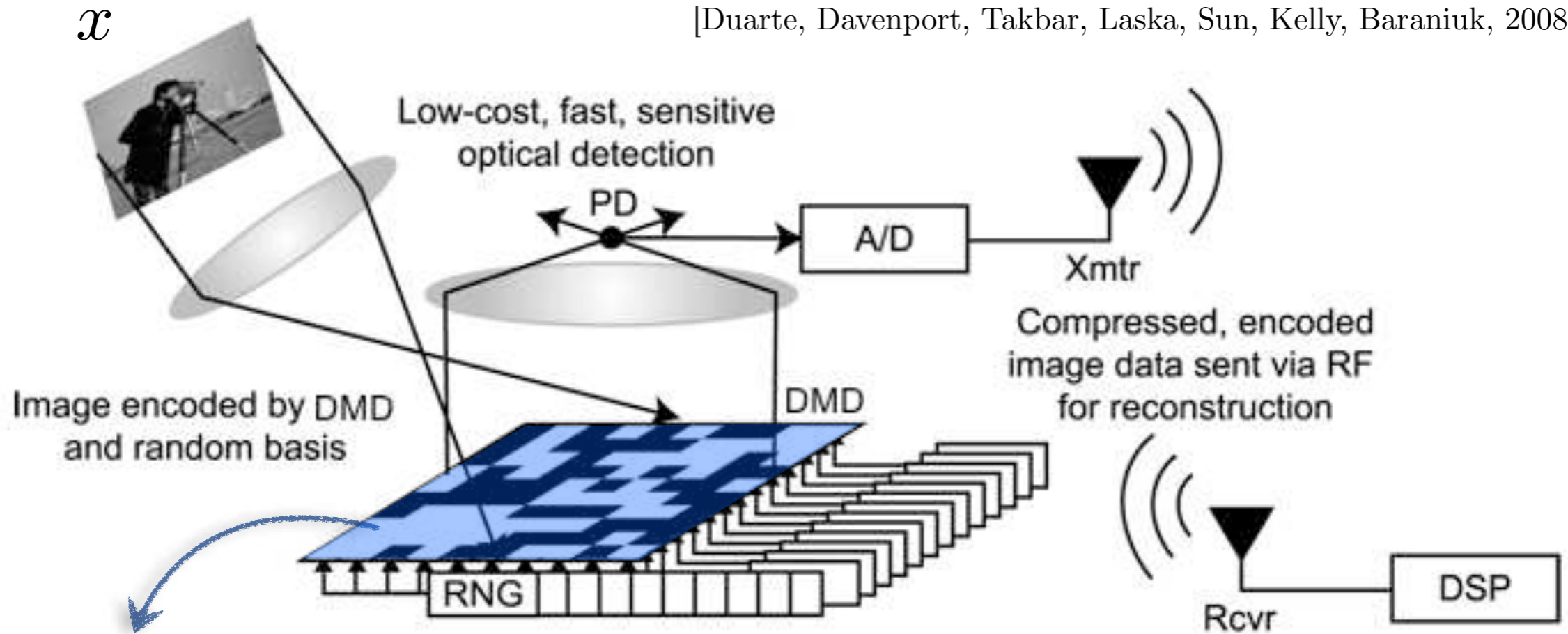
[Duarte, Davenport, Takbar, Laska, Sun, Kelly, Baraniuk, 2008]

x




Rice Single-pixel Camera

[Duarte, Davenport, Takbar, Laska, Sun, Kelly, Baraniuk, 2008]




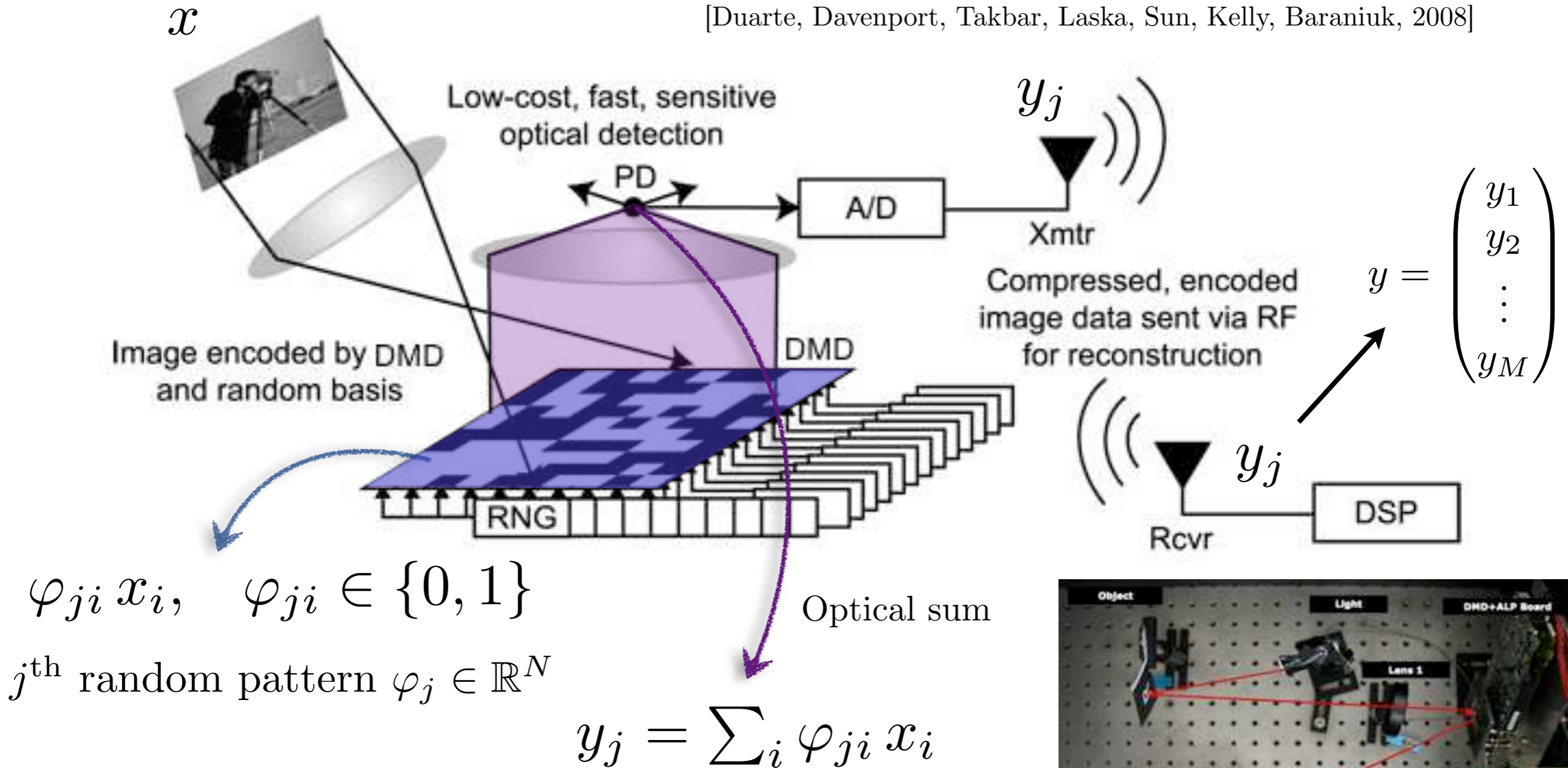
$$\varphi_{ji} x_i, \quad \varphi_{ji} \in \{0, 1\}$$

j^{th} random pattern $\varphi_j \in \mathbb{R}^N$



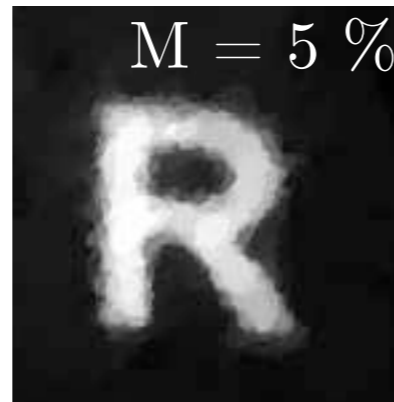
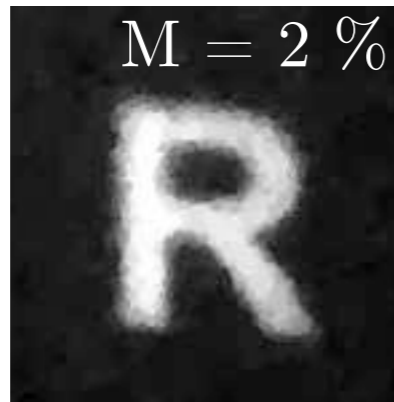
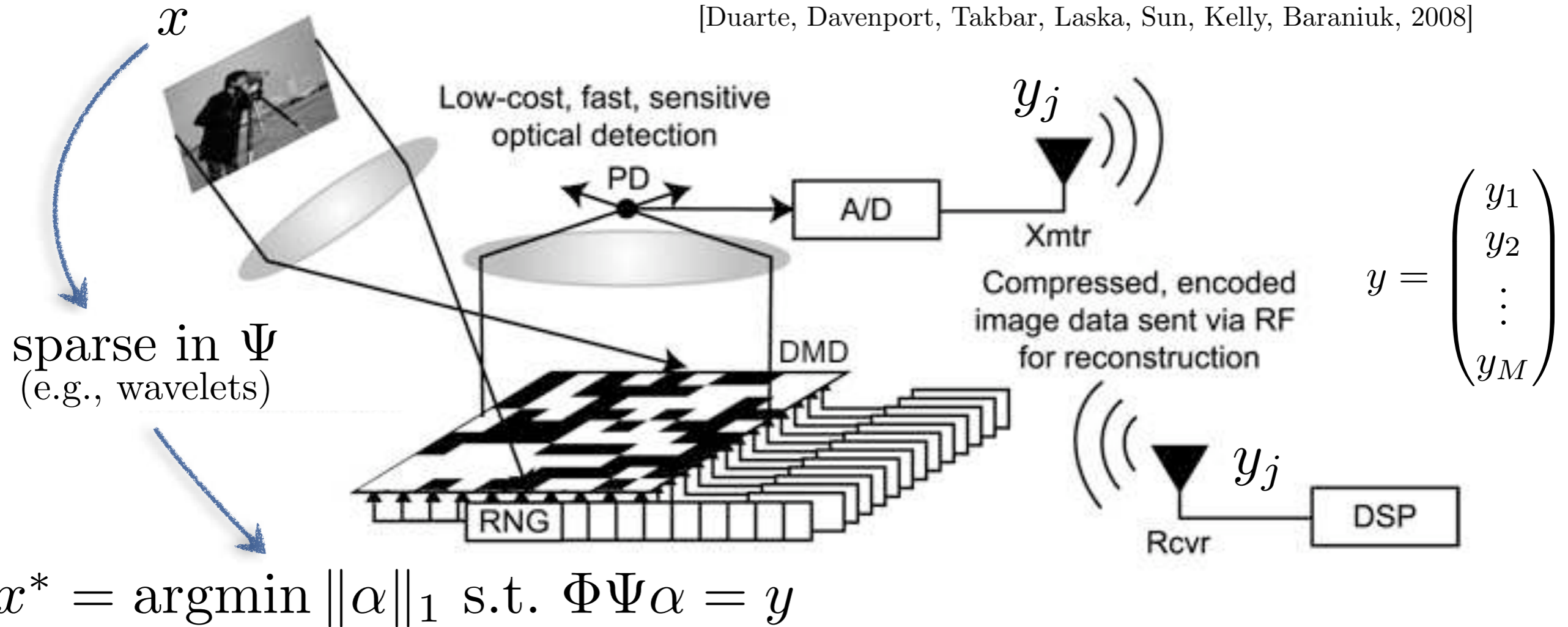
Rice Single-pixel Camera

[Duarte, Davenport, Takbar, Laska, Sun, Kelly, Baraniuk, 2008]



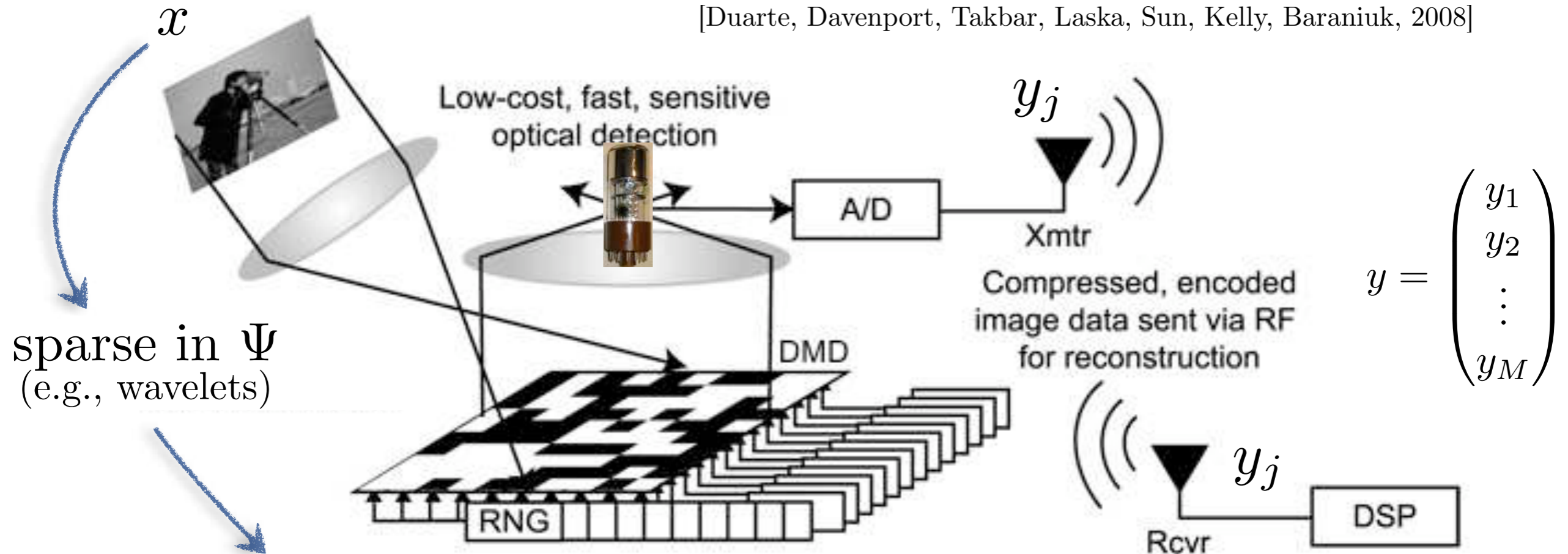
Rice Single-pixel Camera

[Duarte, Davenport, Takbar, Laska, Sun, Kelly, Baraniuk, 2008]

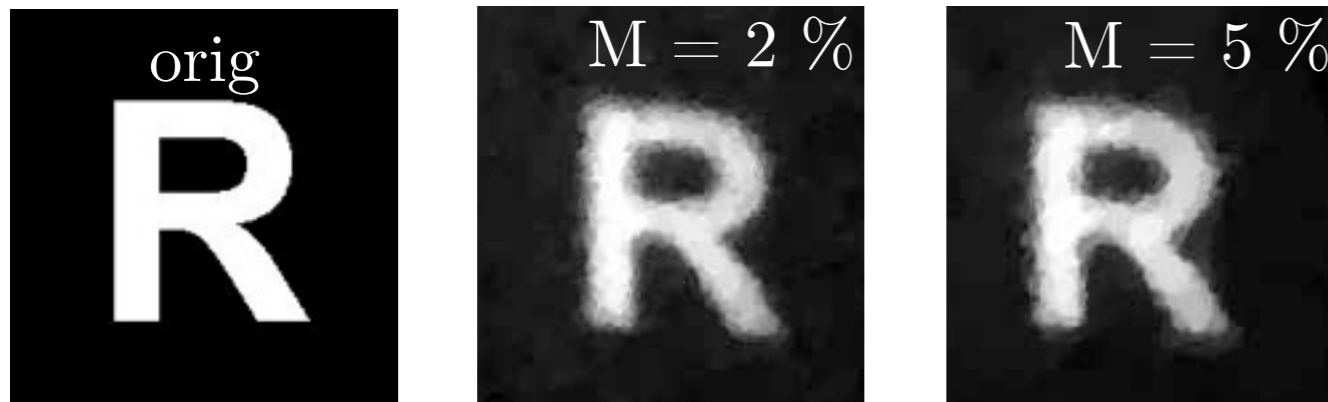


Rice Single-pixel Camera


[Duarte, Davenport, Takbar, Laska, Sun, Kelly, Baraniuk, 2008]



$$x^* = \operatorname{argmin} \|\alpha\|_1 \text{ s.t. } \Phi\Psi\alpha = y$$



Proof of concept **but** PD is unique!
Specific imaging application:
 high energy photons with
 single costly photomultiplier

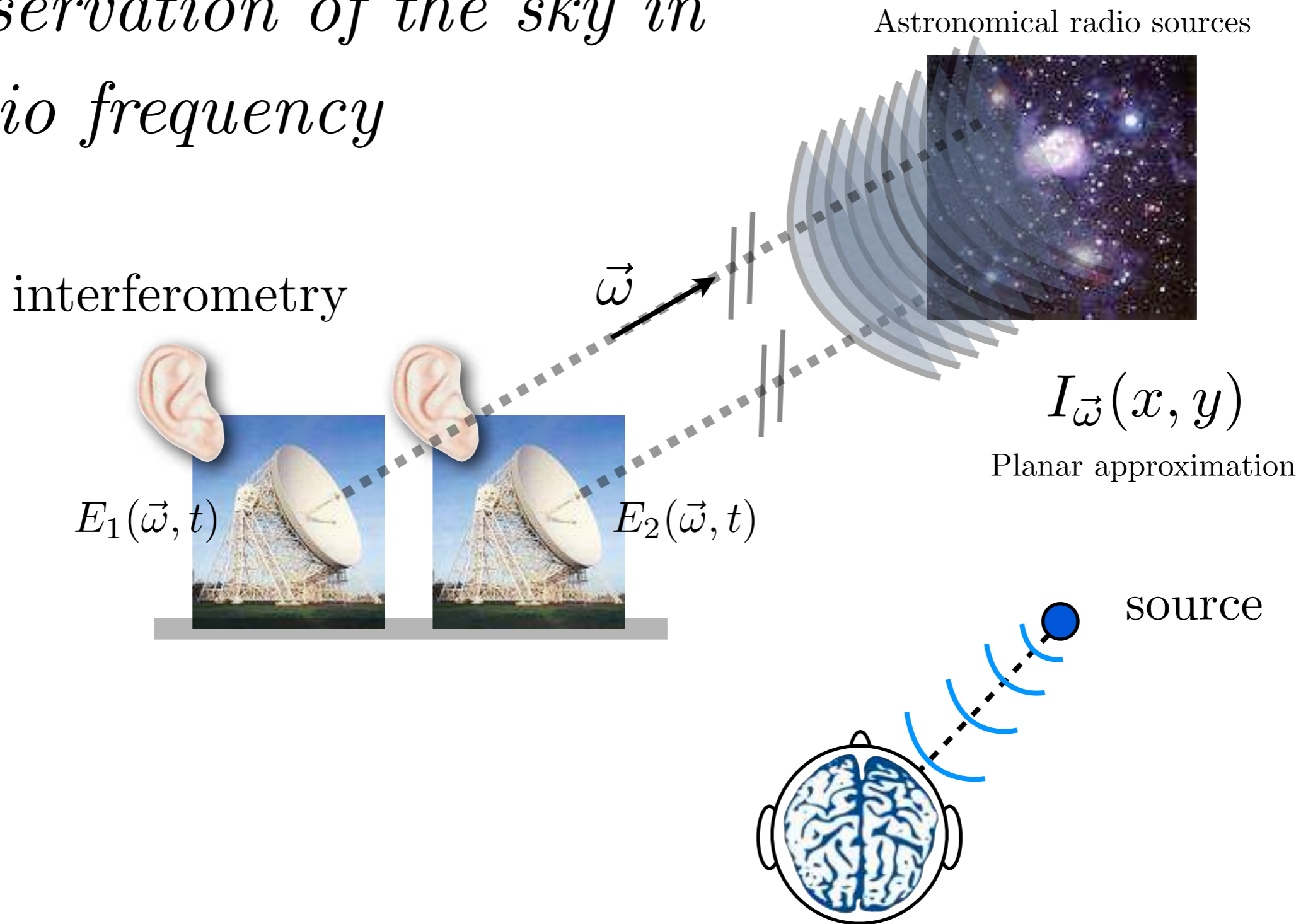


Second Part:

- ▶ Compressive imaging appetizer:
The Rice single pixel camera
- ▶ Other case studies:
 - ▶ Radio-interferometry and aperture synthesis
 - ▶ Hyperspectral CASSI imaging
 - ▶ Highspeed Coded Strobbing Imaging

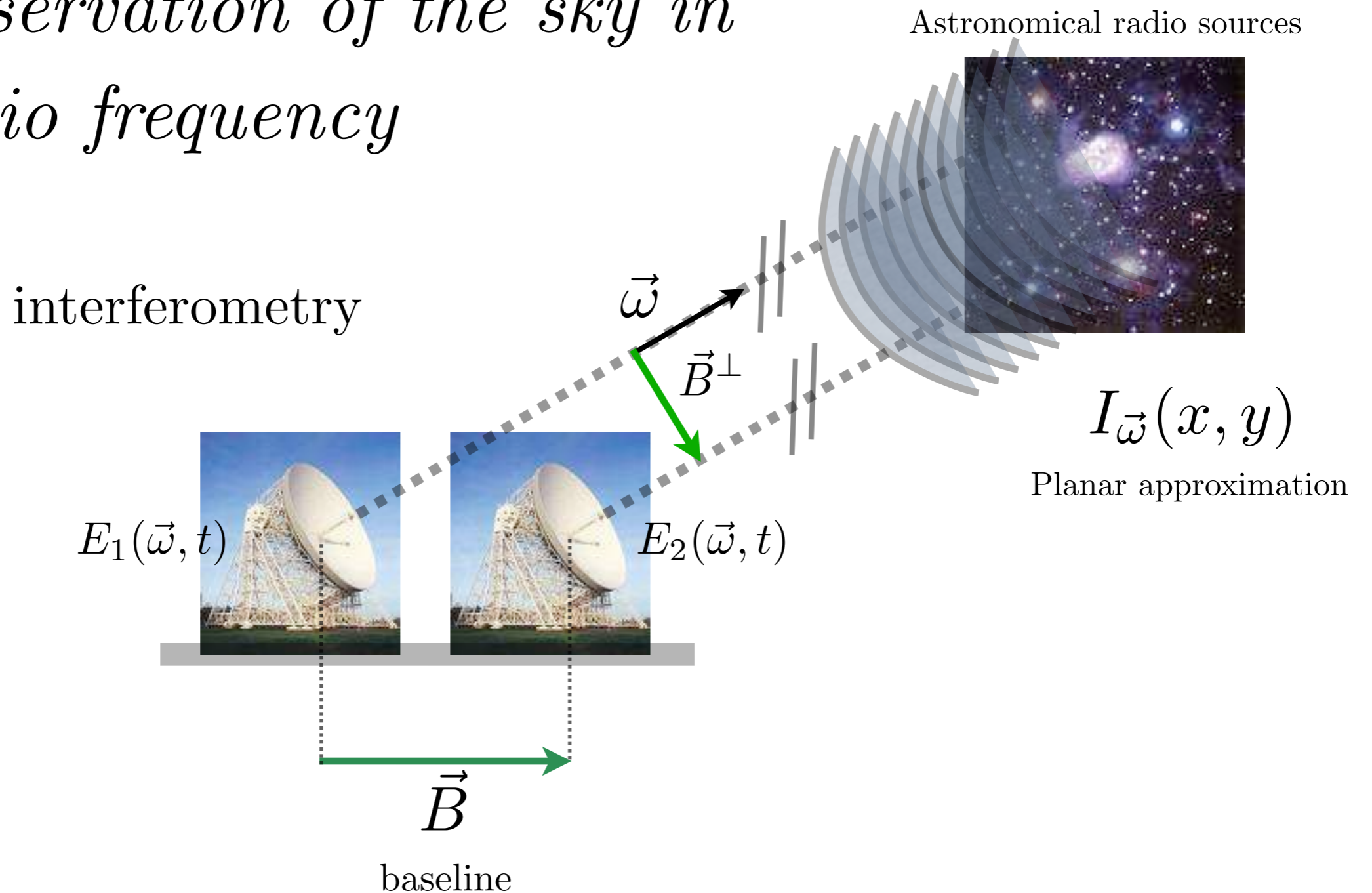
Aperture Synthesis in Radio-Astronomy

Observation of the sky in radio frequency



Aperture Synthesis in Radio-Astronomy

Observation of the sky in radio frequency



Aperture Synthesis in Radio-Astronomy

Observation of the sky in radio frequency

Astronomical radio sources



Acts as a larger telescope

$$E_1(\vec{\omega}, t)$$



$$E_2(\vec{\omega}, t)$$



$$\vec{\omega}$$

$$\vec{B}^\perp$$

$$I_{\vec{\omega}}(x, y)$$

Planar approximation

Time correlation :

$$\hat{I}_{\vec{\omega}}(\vec{B}^\perp)$$

$$\vec{B}$$

baseline

Van Cittert Zernike Theorem :

$$\hat{I}_{\vec{\omega}}(\vec{B}^\perp) = \langle E_1 E_2^* \rangle_{\Delta t}$$

= Link between correlation and 2-D Fourier transform of I !



E pur si muove! “And yet it moves!”

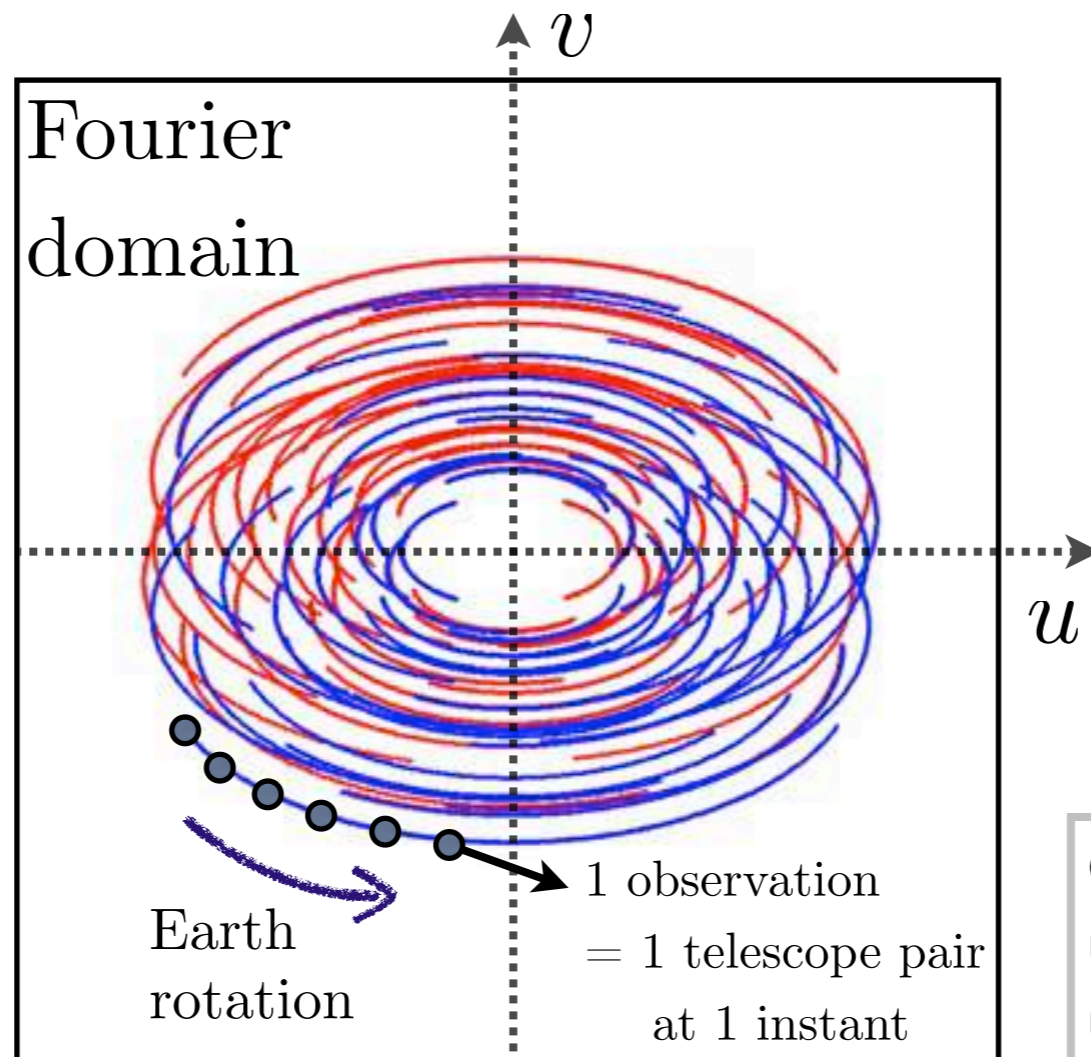

- ▶ using N telescopes, $\binom{N}{2}$ possible Fourier observations
- ▶ and baselines undergo Earth rotation !



E pur si muove! “And yet it moves!”

- ▶ using N telescopes, $\binom{N}{2}$ possible Fourier observations
- ▶ and baselines undergo Earth rotation !
- ▶ Example :

Each telescope pair
= 1 elliptic path



Arcminute Microkelvin Imager
AMI



18 -
120m



4 - 20m

Other configurations :

- ▶ Very Large Array VLA
- ▶ Square Kilometer Array SKA

E pur si muove! “And yet it moves!”

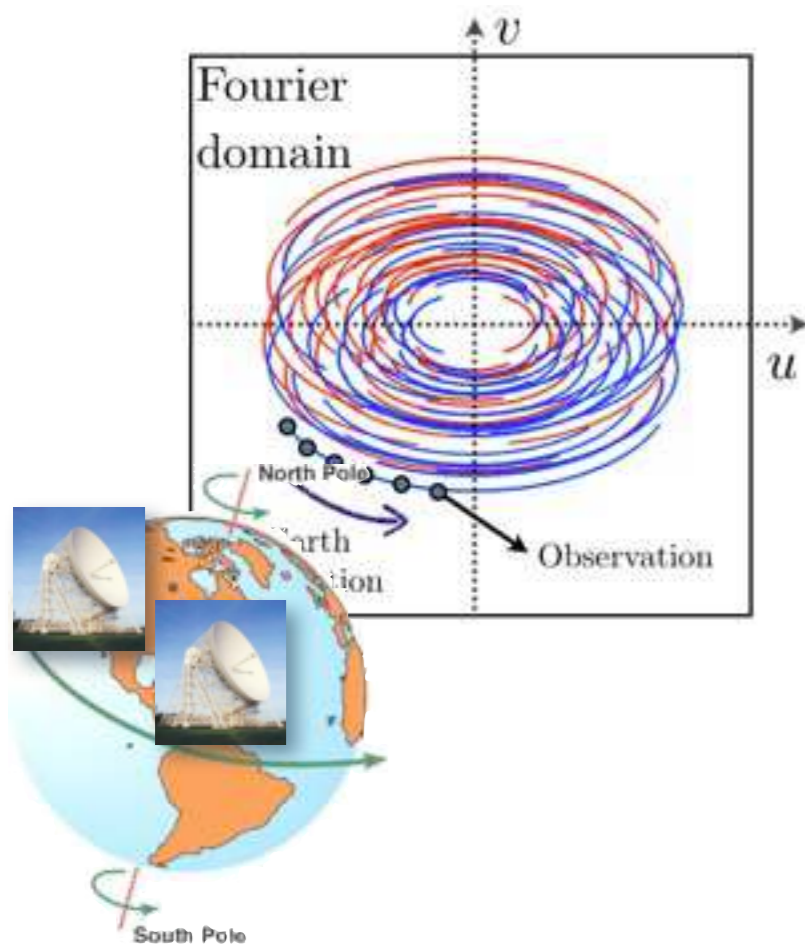
- ▶ using N telescopes, $\binom{N}{2}$ possible Fourier observations
- ▶ and baselines undergo Earth rotation !
- ▶ Example :

Partial Fourier Sampling Problem!

$$y = SFx + n$$

Selection of
a few frequencies

2-D Fourier
Transform



E pur si muove! “And yet it moves!”

- ▶ using N telescopes, $\binom{N}{2}$ possible Fourier observations
- ▶ and baselines undergo Earth rotation !
- ▶ Example :

Partial Fourier Sampling Problem!

$$y = SFx + n$$

Selection of
a few frequencies

2-D Fourier
Transform


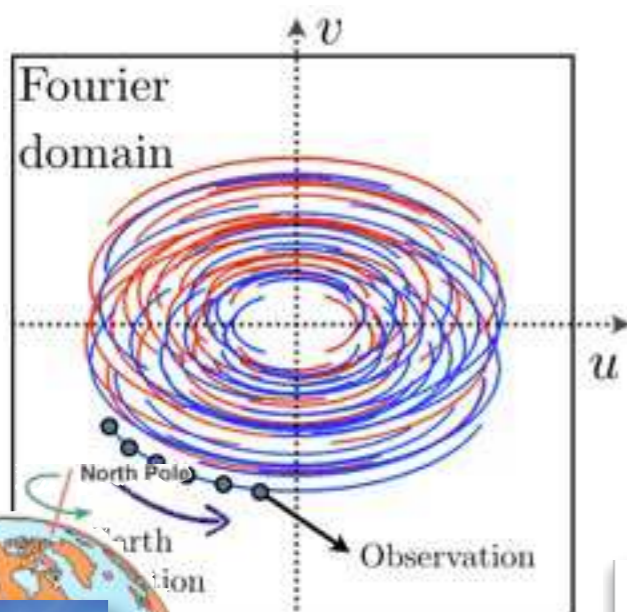
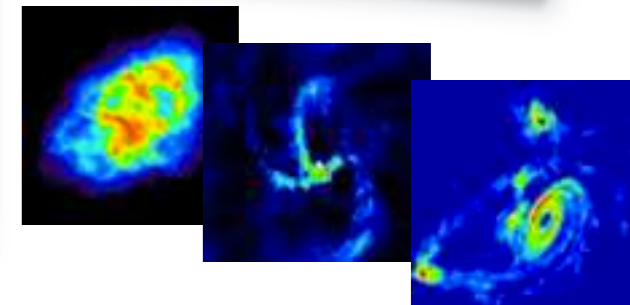
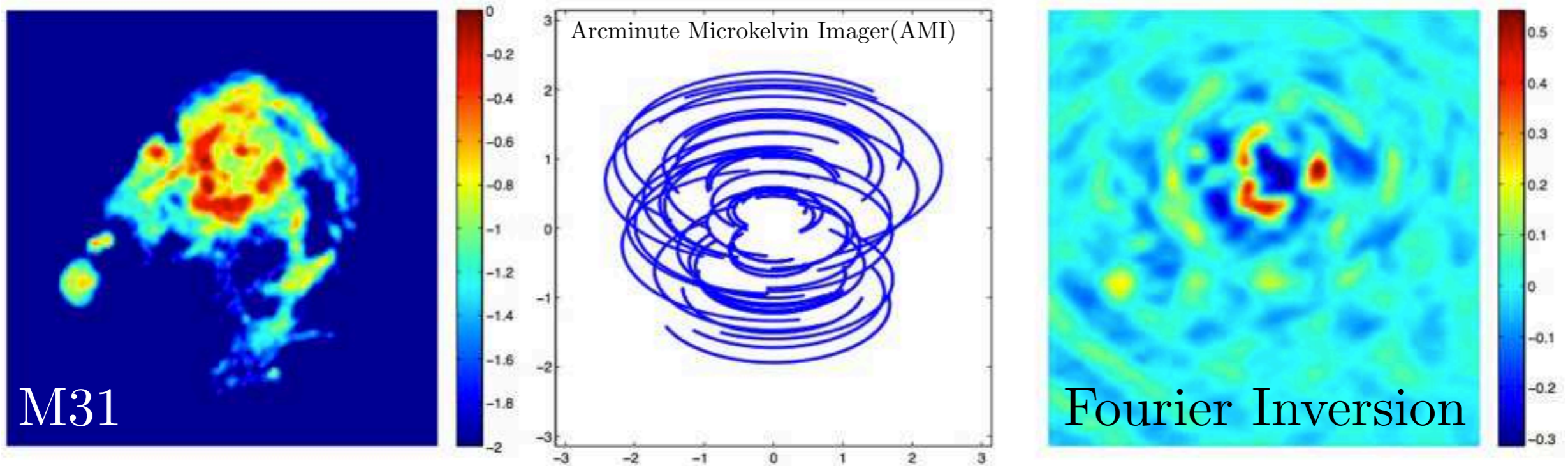


Image prior: SPARSITY!



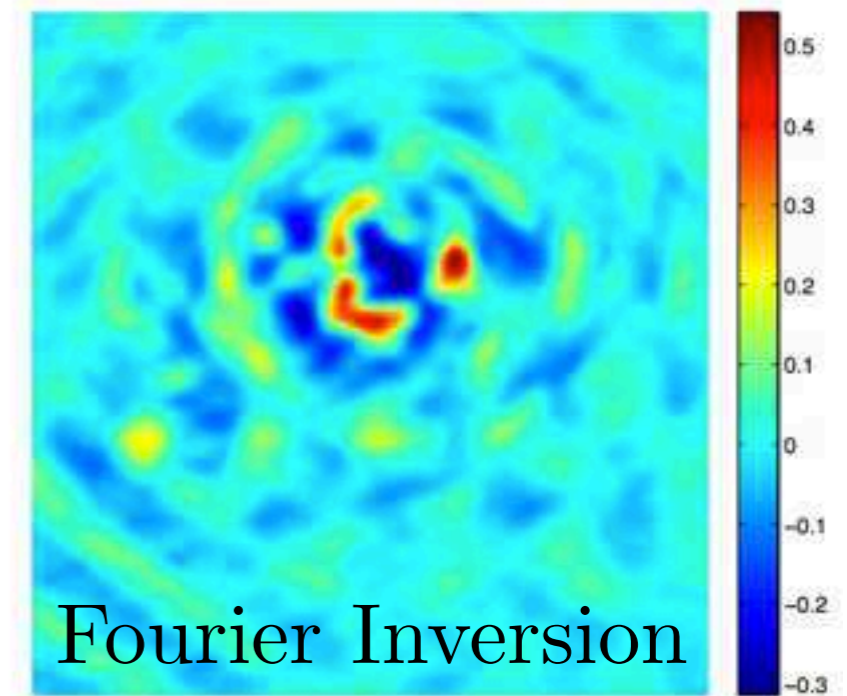
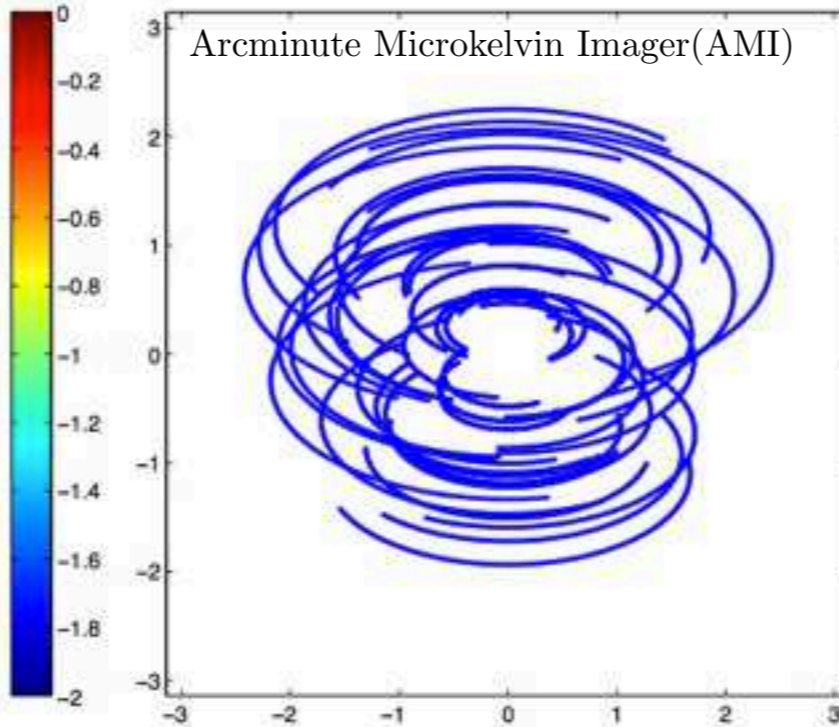
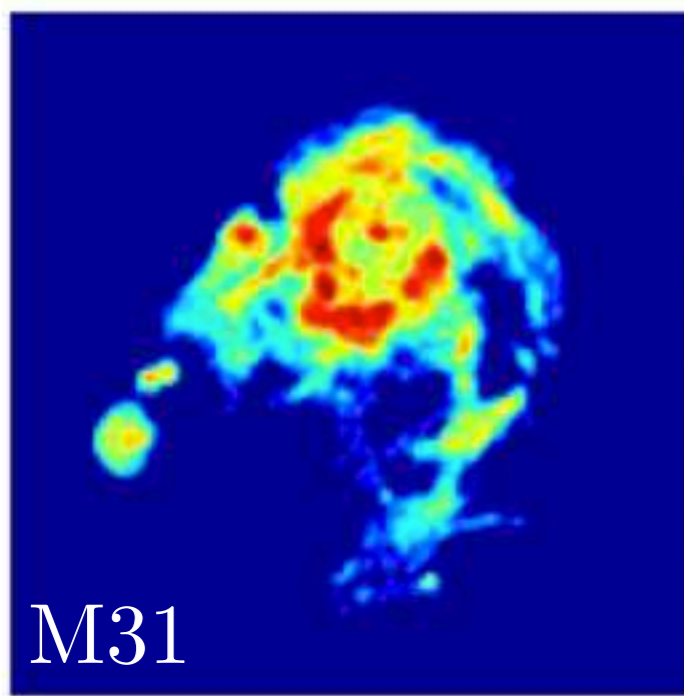
+ Additional improvements:
multiple sparsity basis, reweighted L1, ...

Reconstruction results

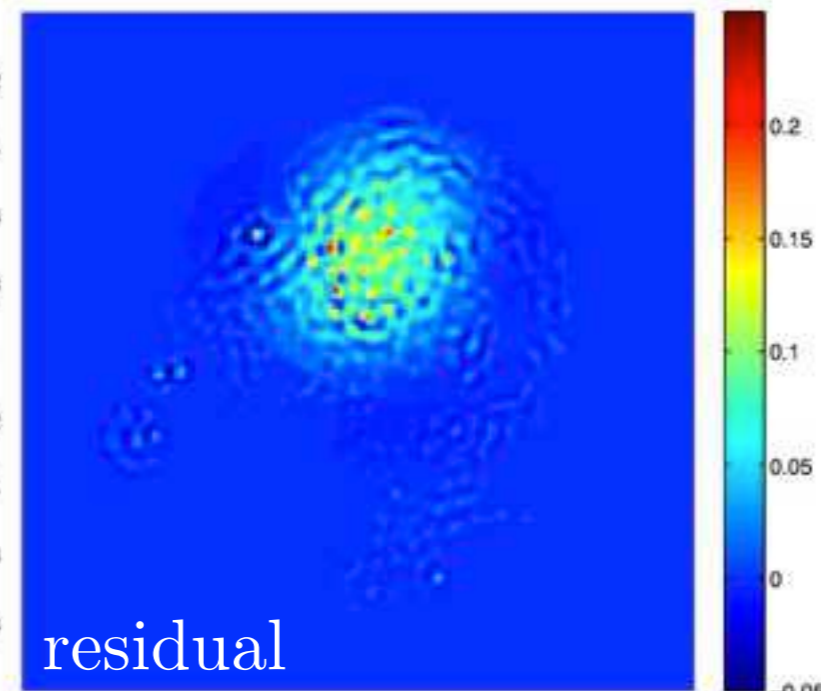
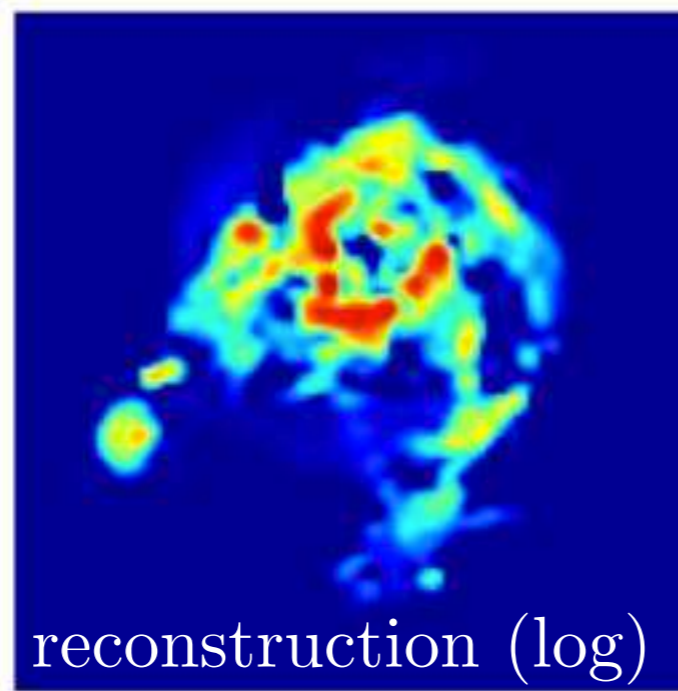


R. Carrillo, J. McEwen, Y. Wiaux, "PURIFY: a new approach to radio-interferometric imaging", Accepted MNRAS, 2014

Reconstruction results



Sparsity
Averaging
Reweighted
Analysis
(SARA)

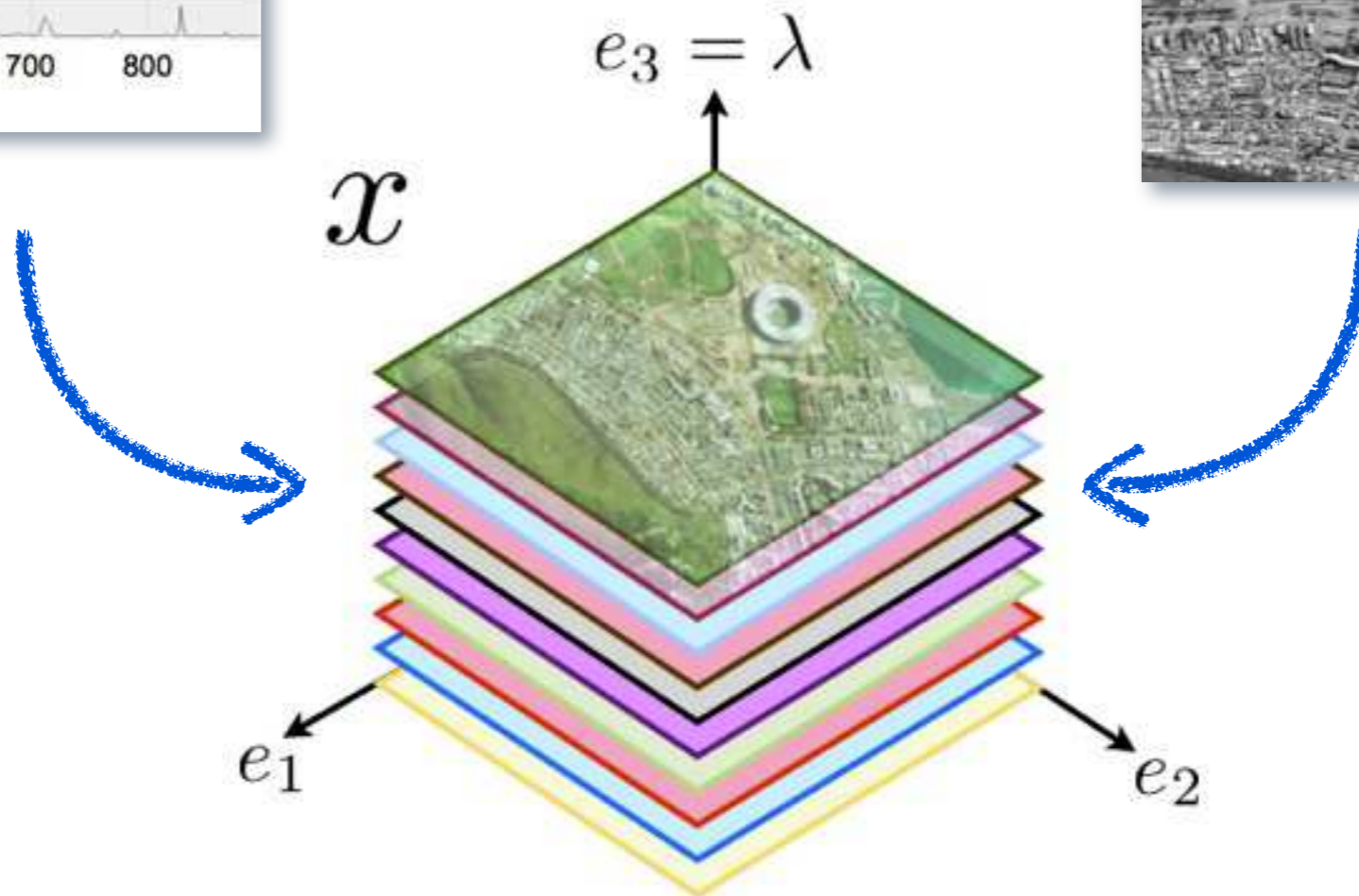
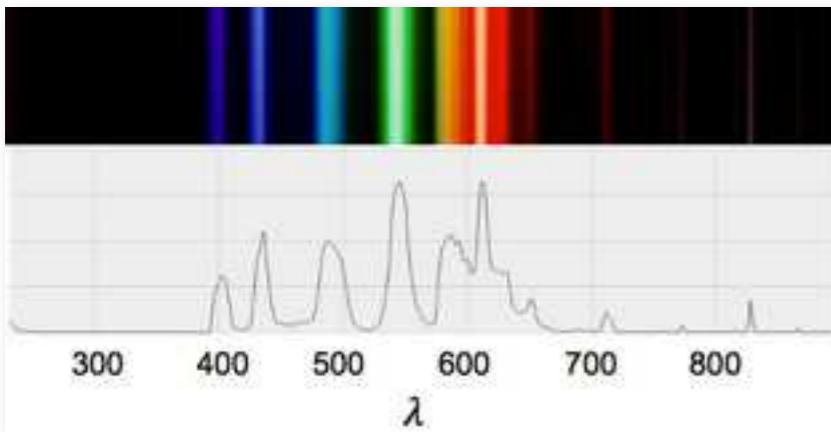


Second Part:

- ▶ Compressive imaging appetizer:
The Rice single pixel camera
- ▶ Other case studies:
 - ▶ Radio-interferometry and aperture synthesis
 - ▶ Hyperspectral CASSI imaging
 - ▶ Highspeed Coded Strobbing Imaging

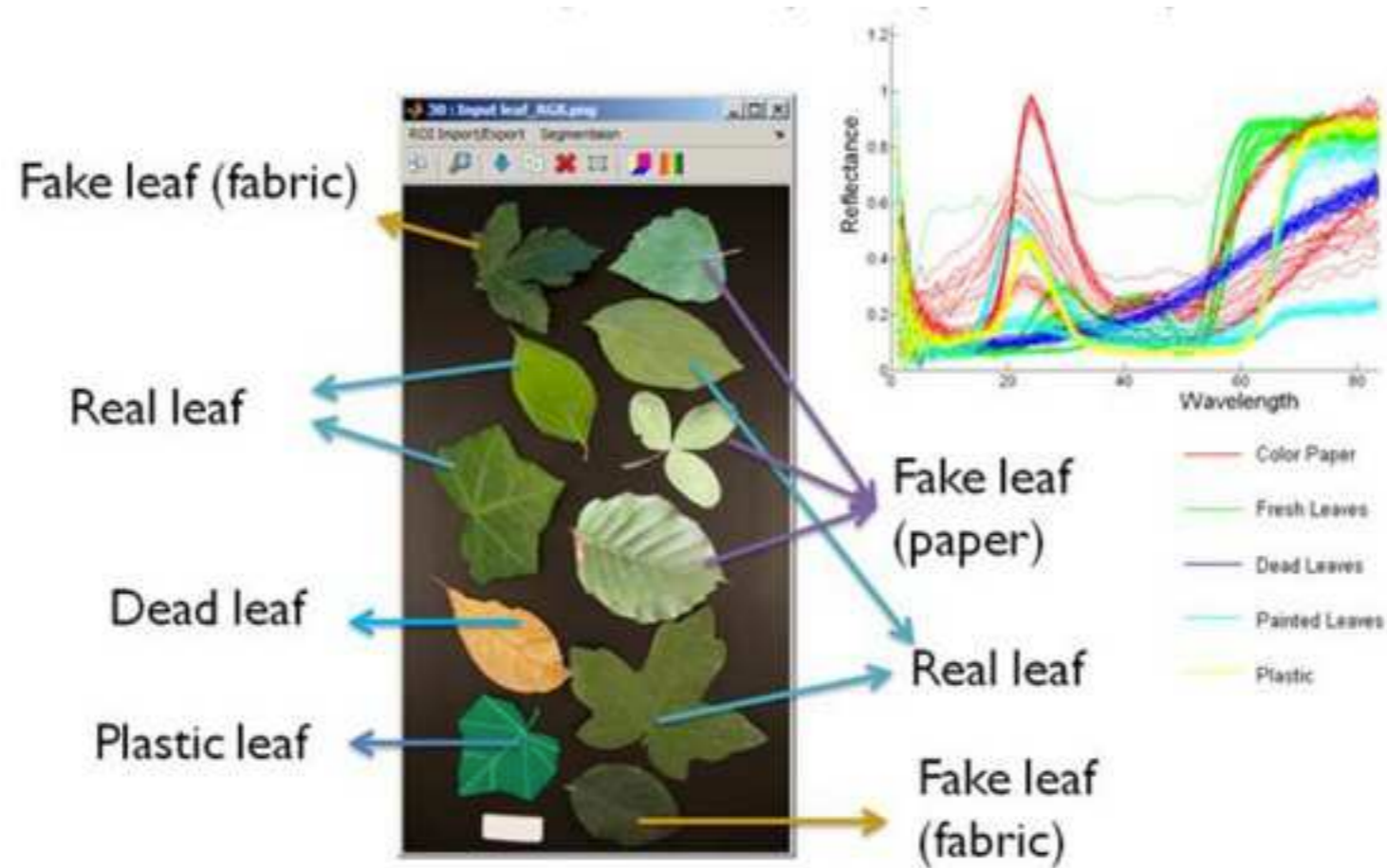
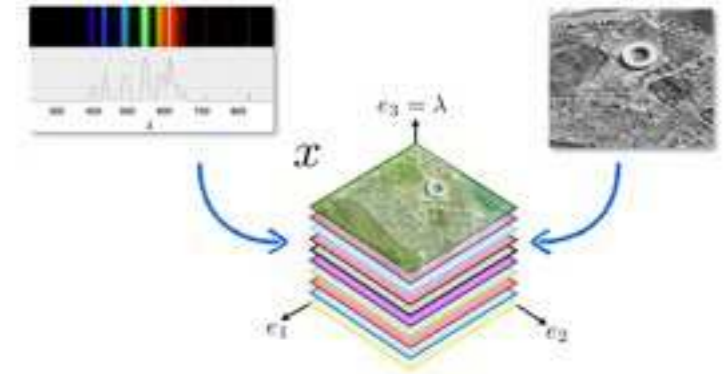
Hyperspectral imaging

- ▶ Fusion of spectrometry and imaging



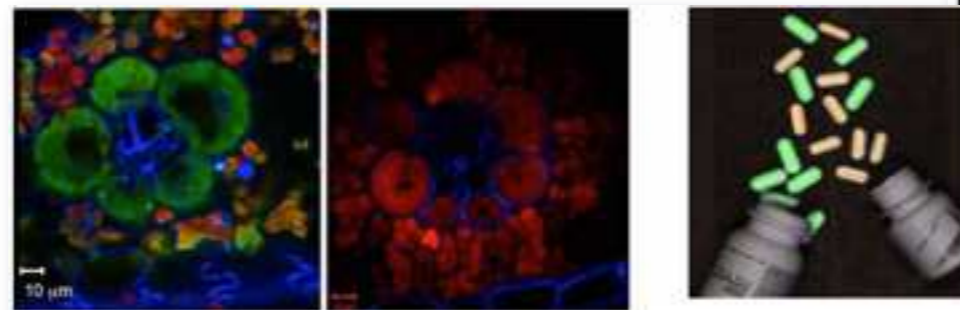
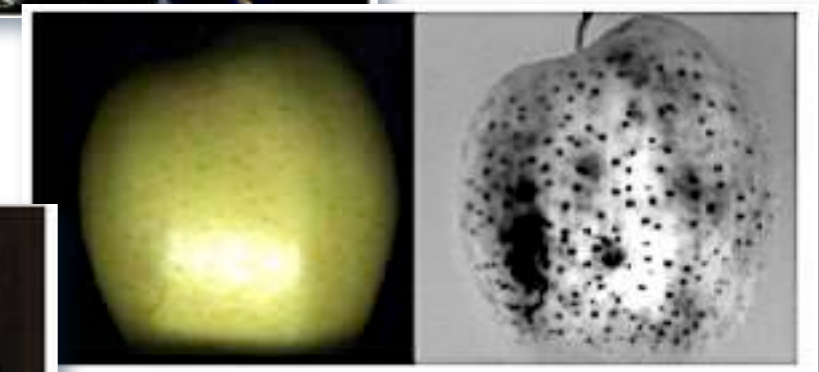
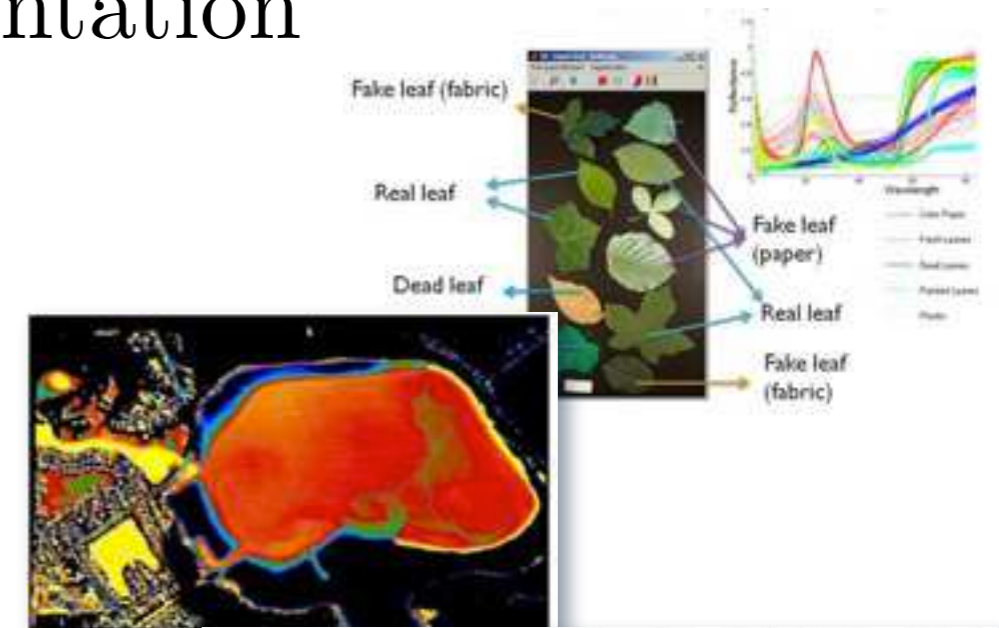
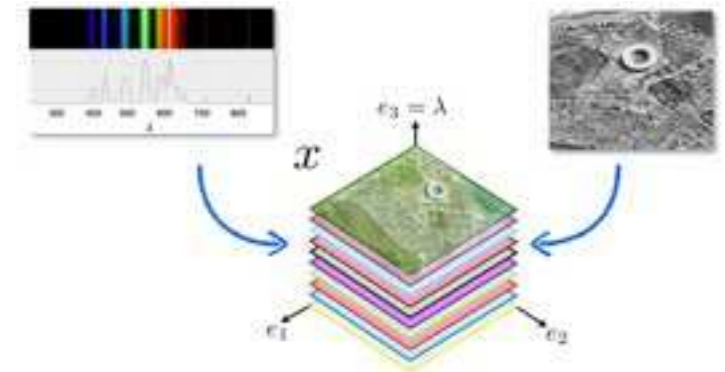
Hyperspectral imaging

- ▶ Fusion of spectrometry and imaging
- ▶ Applications:
 - ▶ material classification/segmentation



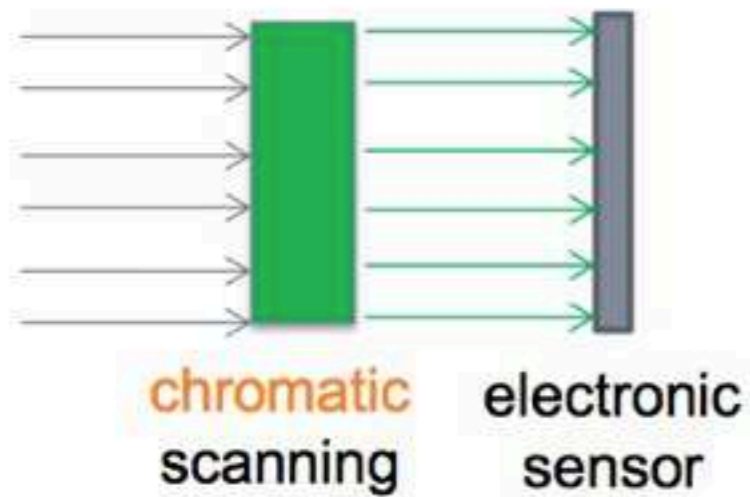
Hyperspectral imaging

- ▶ Fusion of spectrometry and imaging
- ▶ Applications:
 - ▶ material classification/segmentation
 - ▶ microscopy/spectroscopy
 - ▶ counterfeit detection
 - ▶ environmental monitoring
 - ▶ skin decease detection
 - ▶ ...




How is it usually done?

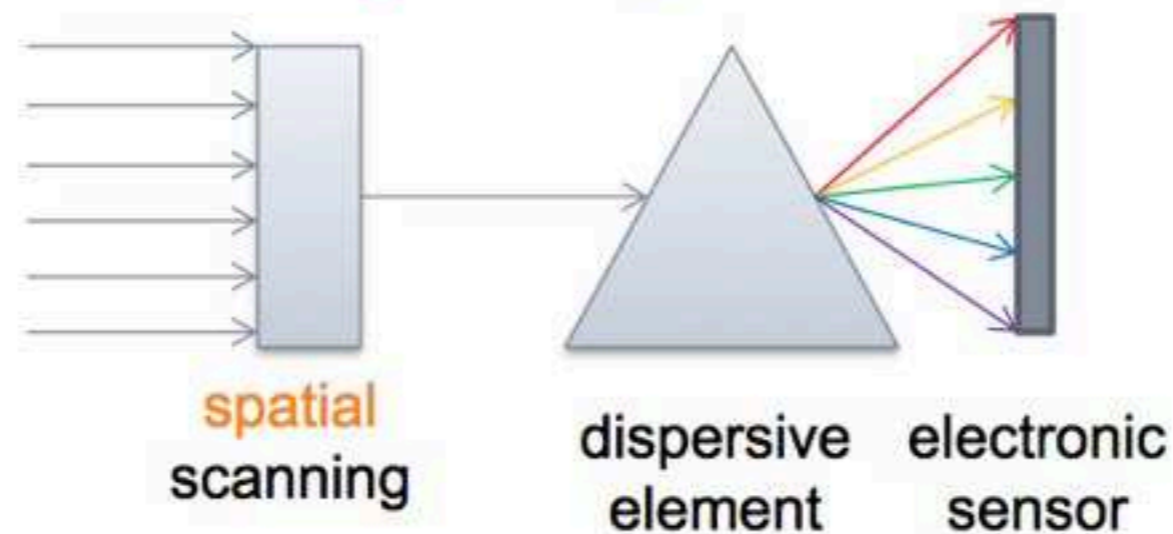
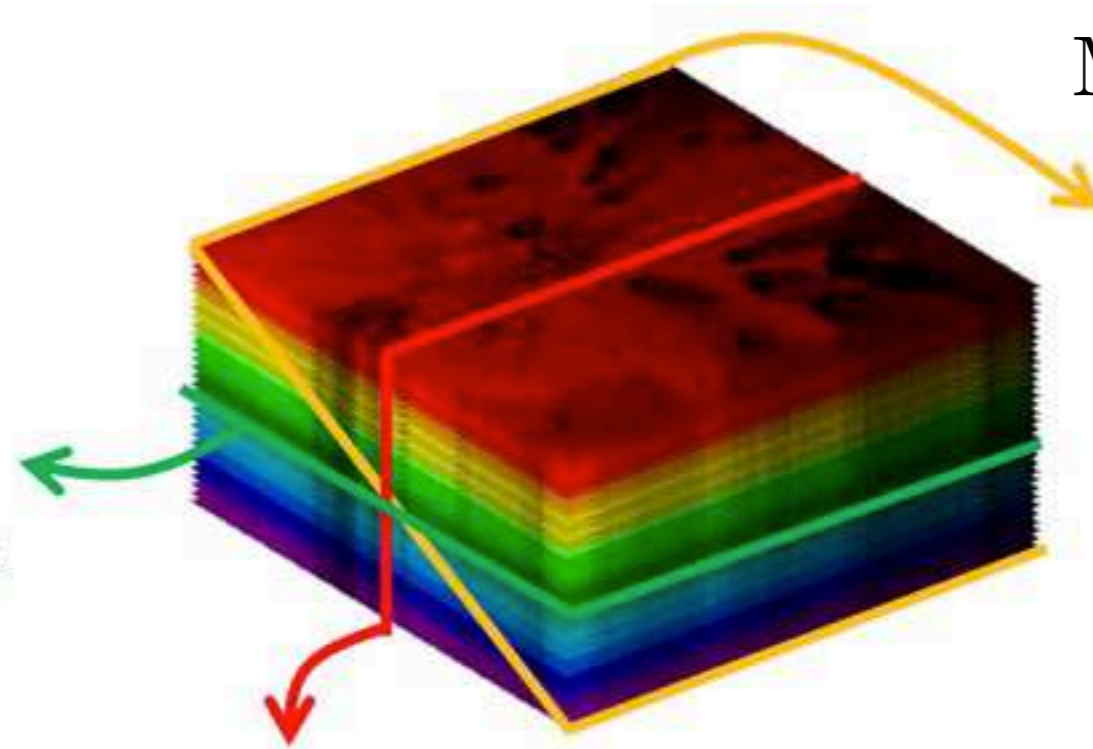
Single filtering



Multiplexed filtering

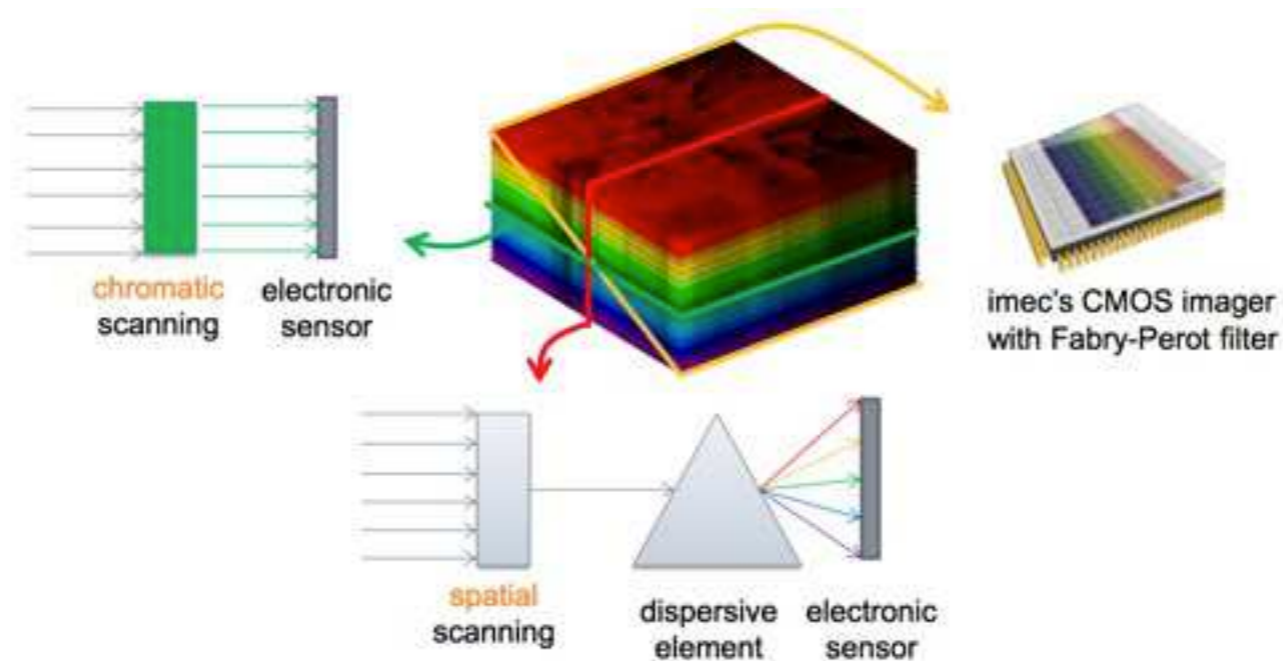


imec's CMOS imager with Fabry-Perot filter



Line scanning

How is it usually done?

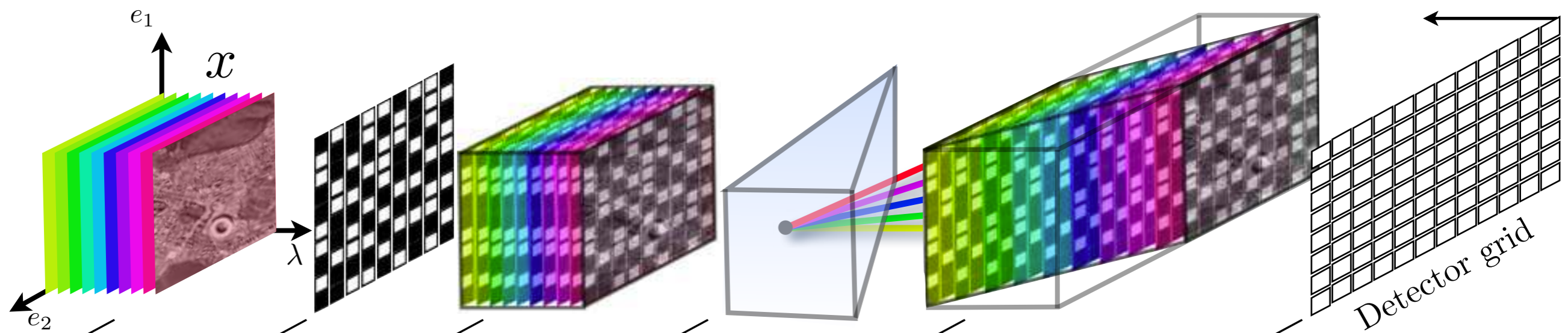


Issues:

- ▶ acquisition time is slow
- ▶ low spatial/spectral/temporal resolution
(depending on selected sensing)
- ▶ Huge amount of data at sensing
- ▶ But “low complexity” (sparse/low-rank) signals

Compressive HS imaging

- ▶ high-dimensional data = natural field for CS!
- ▶ Coded Aperture Snapshot Spectral Imaging (CASSI)
 - ▶ Mixing dispersive element + coded aperture



HS cube

Random
Coded
Aperture

Coded
HS cube

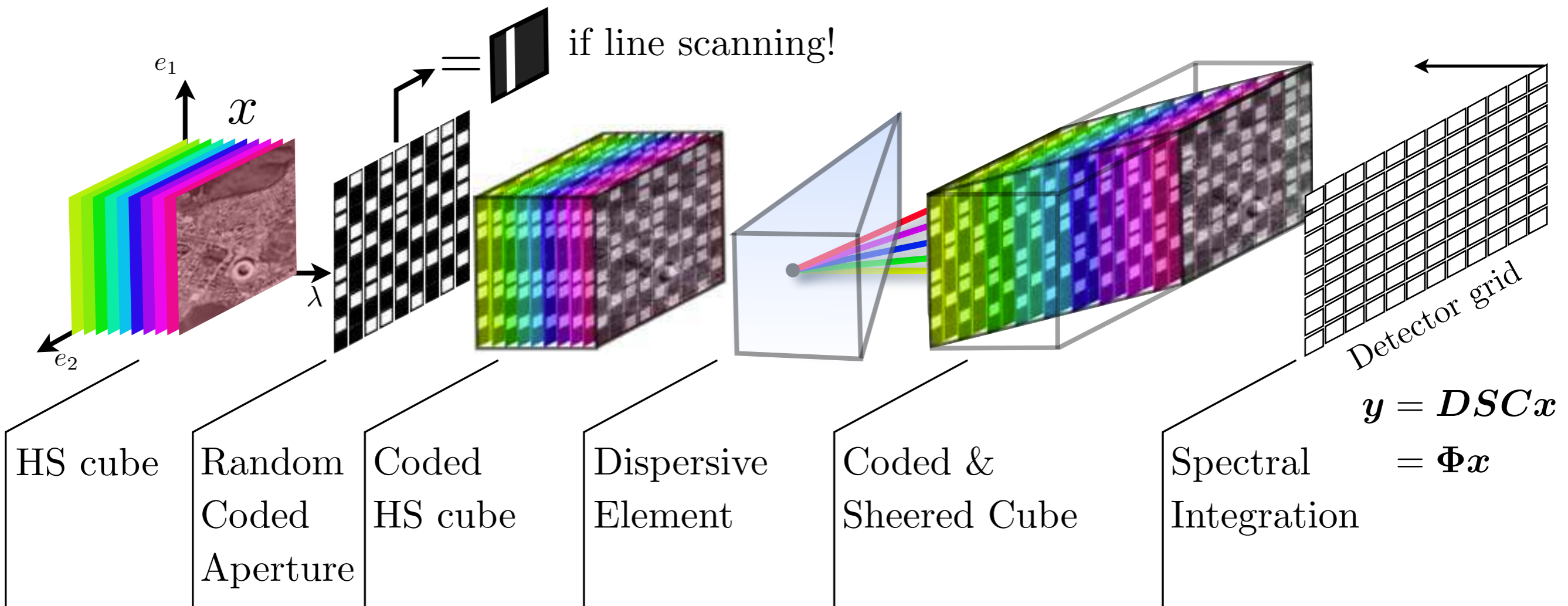
Dispersive
Element

Coded &
Sheered Cube

Spectral
Integration

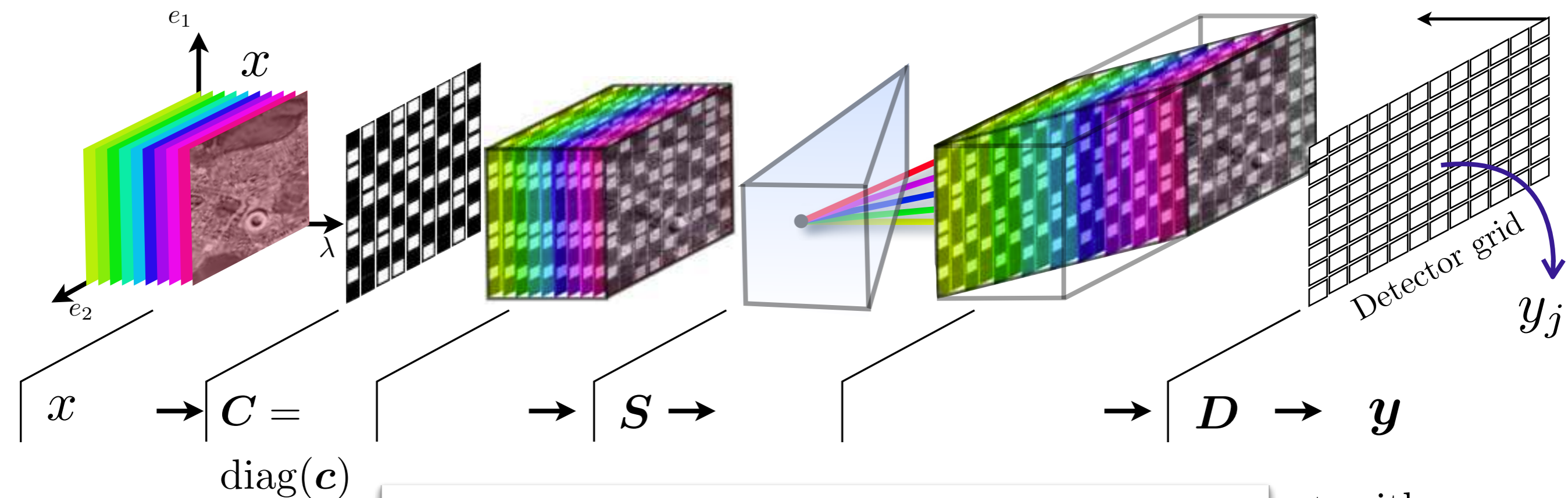
Compressive HS imaging

- ▶ high-dimensional data = natural field for CS!
- ▶ Coded Aperture Snapshot Spectral Imaging (CASSI)
 - ▶ Mixing dispersive element + coded aperture



Compressive HS imaging

- ▶ high-dimensional data = natural field for CS!
- ▶ Coded Aperture Snapshot Spectral Imaging (CASSI)
 - ▶ Mixing dispersive element + coded aperture



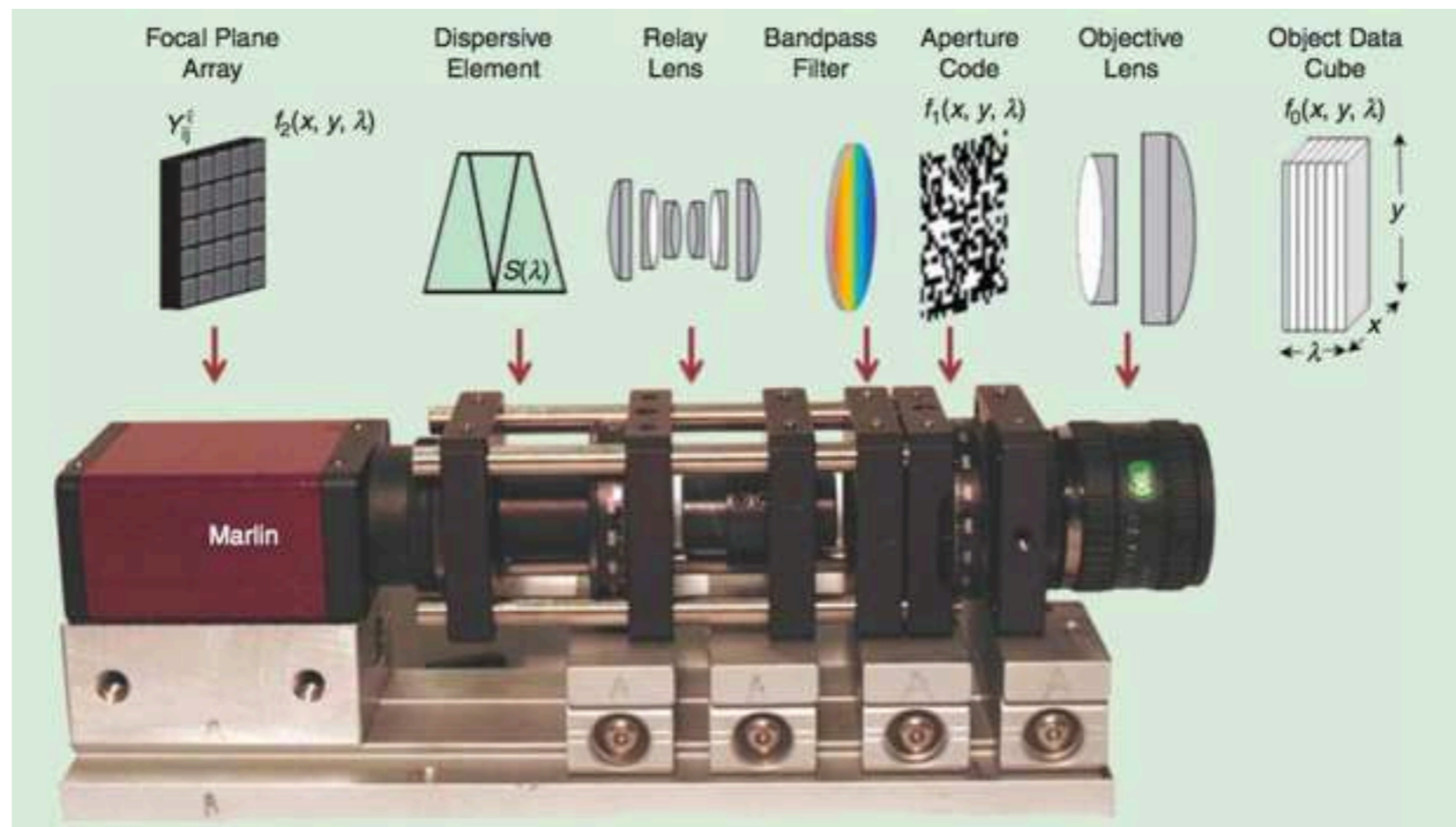
Sensing model: $y = DSCx = \Phi x$

+ with multiple c

Compressive HS imaging

- ▶ high-dimensional data = natural field for CS!
- ▶ Coded Aperture Snapshot Spectral Imaging (CASSI)
 - ▶ Mixing dispersive element + coded aperture

Optically:



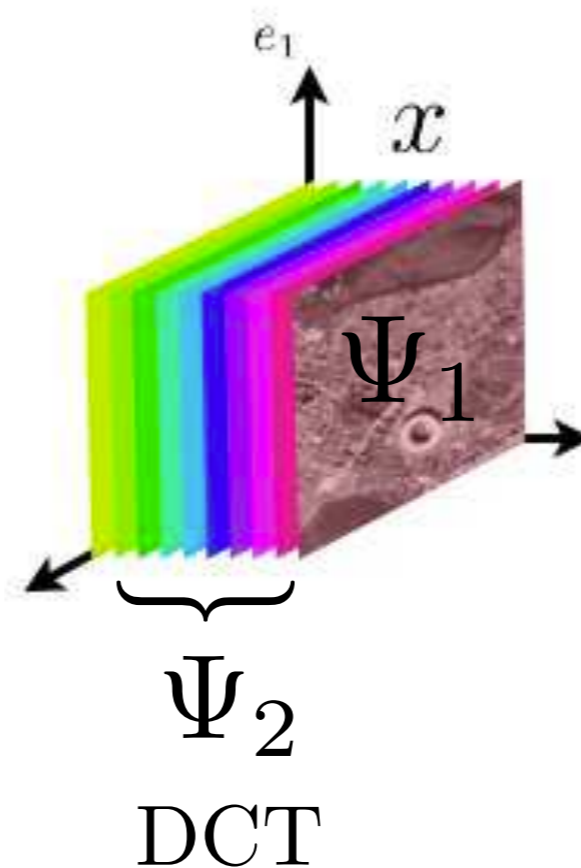
Gonzalo R. Arce, David J. Brady, Lawrence Carin, Henry Arguello, and David S. Kittle, "Compressive Coded Aperture Spectral Imaging", IEEE Sig. Proc, vol. 1, 2014

Compressive HS imaging

- ▶ Reconstruction: solving

$$x^* = \Psi^T \left(\arg \min_{\alpha} \tau \|\alpha\|_1 + \frac{1}{2} \|y - DSC\Psi\alpha\|^2 \right)$$

$$\Psi = \Psi_1 \otimes \Psi_2$$



2-D wavelet
Symmlet-8

Gonzalo R. Arce, David J. Brady, Lawrence Carin, Henry Arguello, and David S. Kittle,
“Compressive Coded Aperture Spectral Imaging”, IEEE Sig. Proc, vol. 1, 2014


Compressive HS imaging

- ▶ Reconstruction:



(a)

Original
(several wav.)



(b)

With 12 shots
and random c



(c)

With 12 shots
and optimized c



(d)

example of
optimized c

Gonzalo R. Arce, David J. Brady, Lawrence Carin, Henry Arguello, and David S. Kittle,
“Compressive Coded Aperture Spectral Imaging”, IEEE Sig. Proc, vol. 1, 2014

Second Part:

- ▶ Compressive imaging appetizer:
The Rice single pixel camera
- ▶ Other case studies:
 - ▶ Radio-interferometry and aperture synthesis
 - ▶ Hyperspectral CASSI imaging
 - ▶ Highspeed Coded Strobbing Imaging

High Speed Imaging

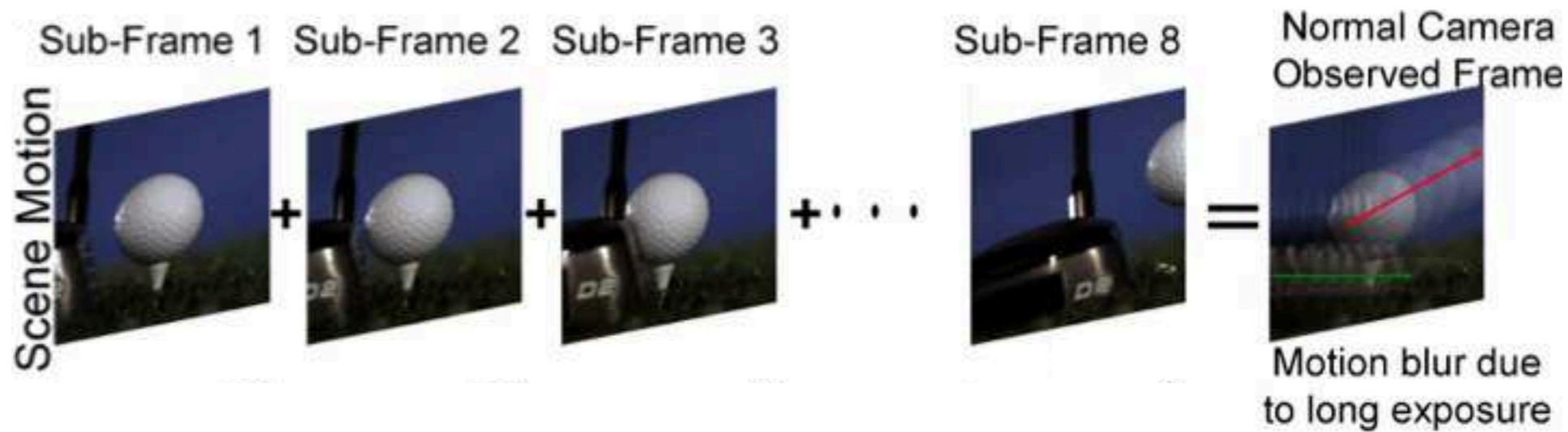
- ▶ Imaging high speed object lead to blurry image if low shutter frequency



(source: wikipedia)

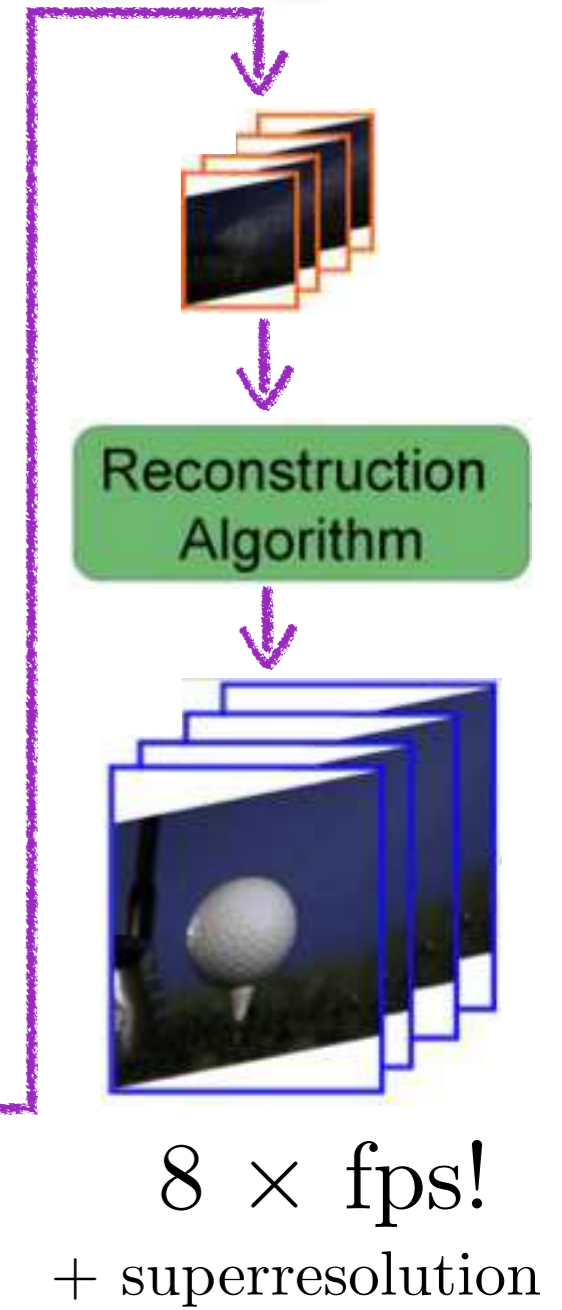
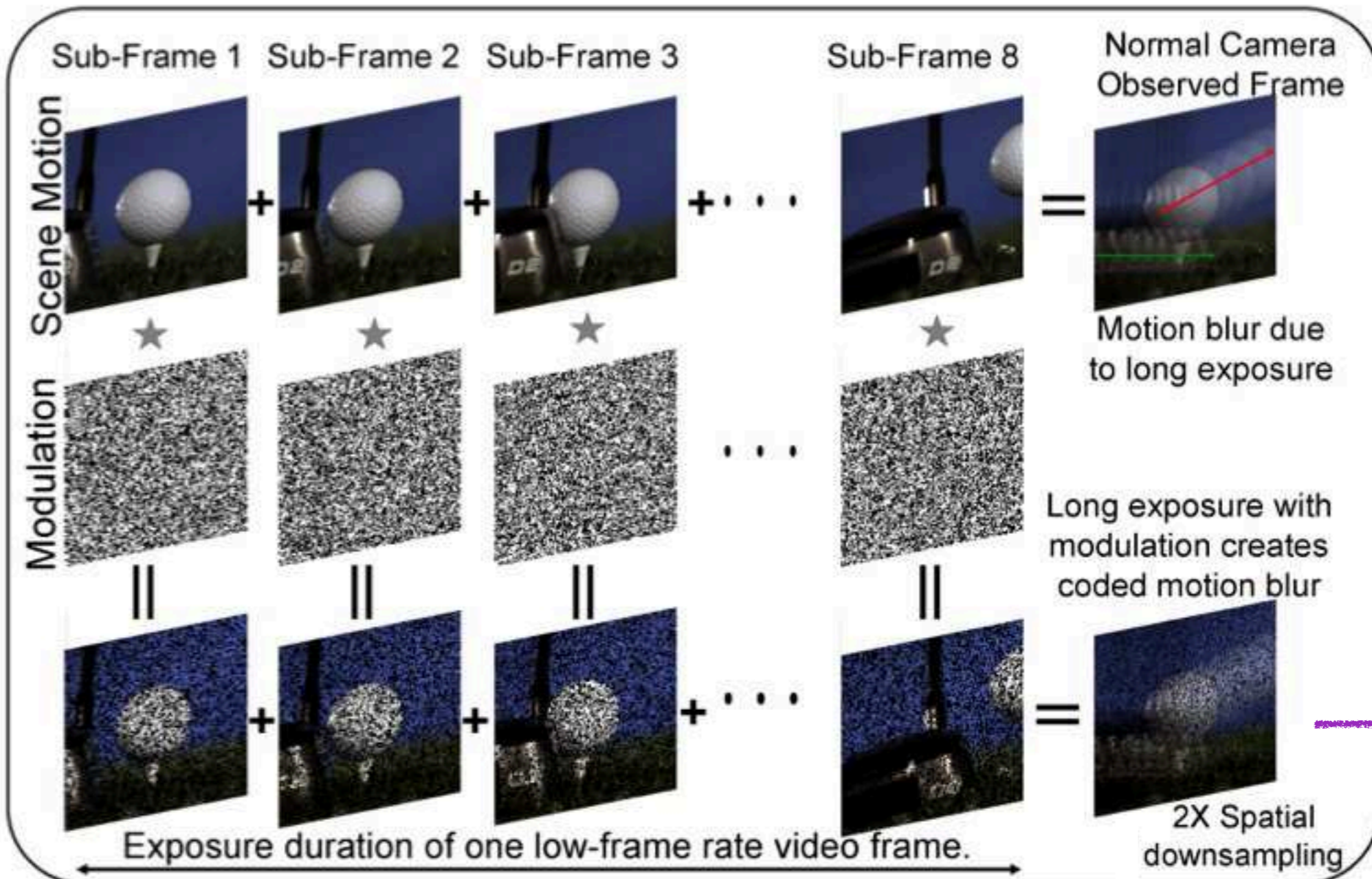
- ▶ But hardware limitation in # fps (e.g., $O(20\text{fps})$)
 - ▶ Solution: “Highspeed Coded Strobbing Imaging”
 - ▶ keep the detector fps rate unchanged
 - ▶ and add high rate *coding* of the shutter!
- (Reddy, Veeraraghavan, Chellappa, ...)

Highspeed Coded Strobing Imaging



R. Dikpal, A. Veeraraghavan, and R. Chellappa. "P2C2: Programmable pixel compressive camera for high speed imaging" Computer Vision and Pattern Recognition (CVPR), 2011 IEEE Conference on. IEEE, 2011.


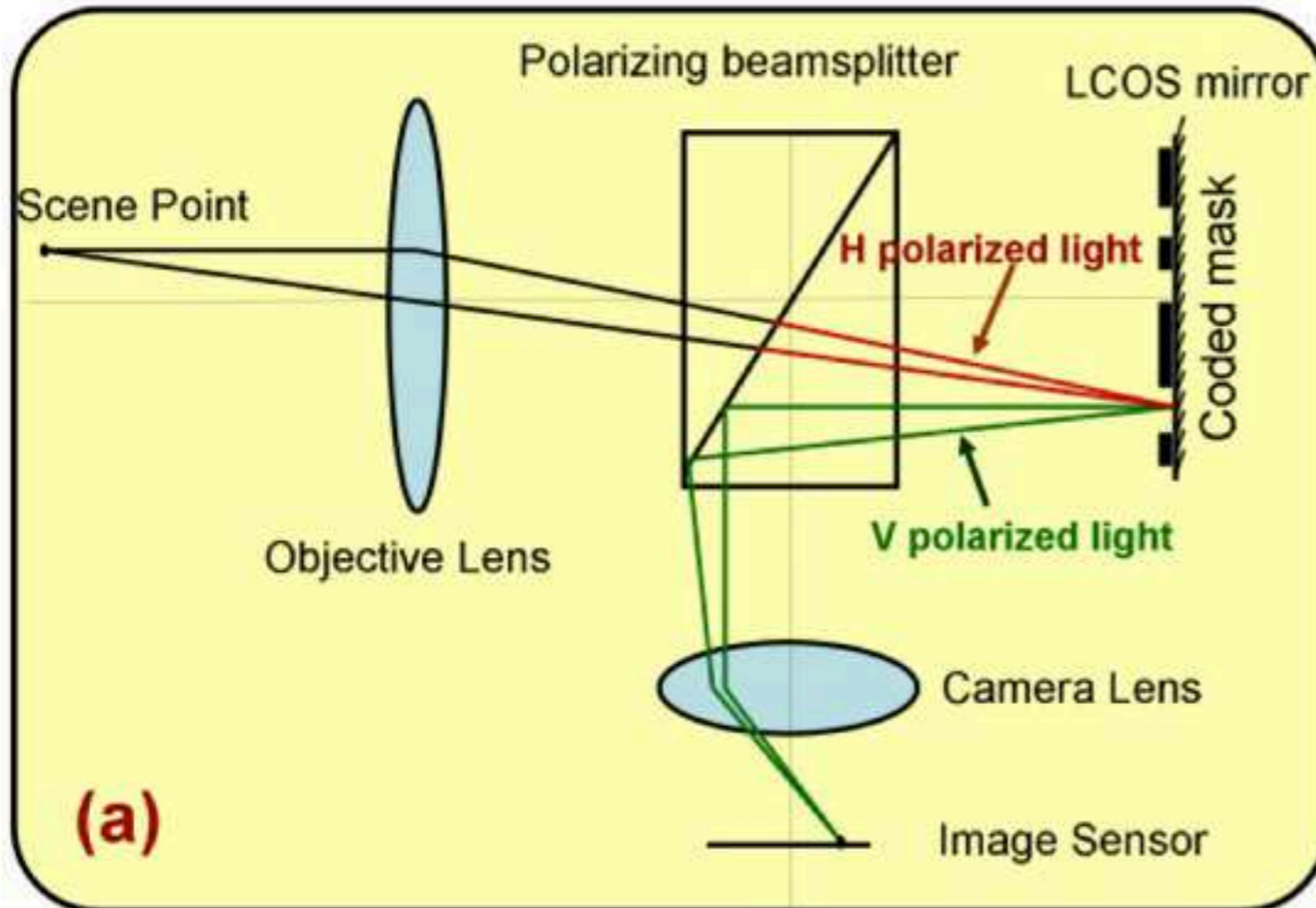
Highspeed Coded Strobing Imaging



R. Dikpal, A. Veeraraghavan, and R. Chellappa. "P2C2: Programmable pixel compressive camera for high speed imaging" Computer Vision and Pattern Recognition (CVPR), 2011 IEEE Conference on. IEEE, 2011.

Highspeed Coded Strobbing Imaging



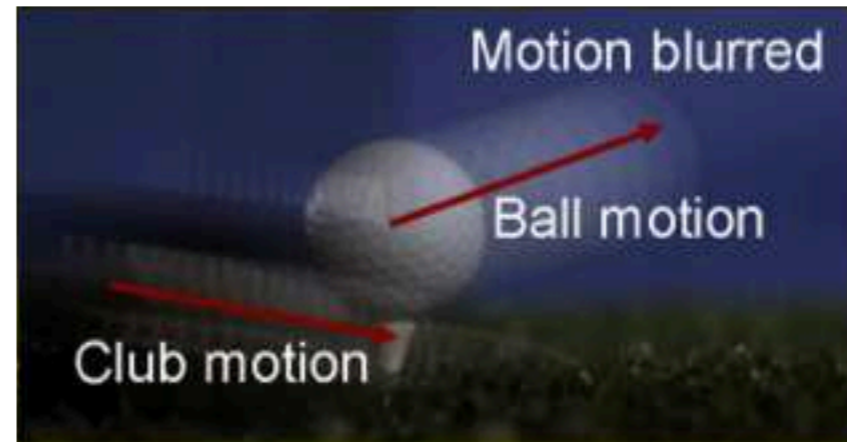
Optically:



R. Dikpal, A. Veeraraghavan, and R. Chellappa. "P2C2: Programmable pixel compressive camera for high speed imaging" Computer Vision and Pattern Recognition (CVPR), 2011 IEEE Conference on. IEEE, 2011.

Highspeed Coded Strobbing Imaging

- ▶ Reconstruction: regularized with optical flow



with wavelet prior

+ optical flow reg.

R. Dikpal, A. Veeraraghavan, and R. Chellappa. "P2C2: Programmable pixel compressive camera for high speed imaging" Computer Vision and Pattern Recognition (CVPR), 2011 IEEE Conference on. IEEE, 2011.



Conclusions



Conclusion

- ▶ Sparsity prior involves new sensing methods:
e.g., Compressed Sensing, Compressive Imaging.
- ▶ Future:
 - More sensing examples: <http://nuit-blanche.blogspot.com>
hyperspectral, network, GPR, Lidar, ... (explosion)
 - Better sparsity prior:
structured, model-based, mixed-norm (Cevher, Bach, ...)
co-sparsity/analysis model (Gribonval, Nam, Davies, Elad, Candes)
 - Non-linear sensing models ?
1-bit CS is one instance, phase recovery (Candès),
polychromatic CT, ...

Links (Science 2.0.)

- ▶ Rice CS Resources page:
<http://www-dsp.rice.edu/cs>



Compressive Sensing Resources

References and Software Most Recent Postings Research at Rice

The dogma of signal processing maintains that a signal must be sampled at a rate at least twice its highest frequency in order to be represented without error. However, in practice, we often compress the data soon after sensing, trading off signal representation complexity (bits) for some error (consider JPEG image compression in digital cameras, for example). Clearly, this is wasteful of valuable sensing resources. Over the past few years, a new theory of "compressive sensing" has begun to emerge, in which the signal is sampled (and simultaneously compressed) at a greatly reduced rate. Compressive sensing is also referred to in the literature by the terms: compressed sensing, compressive sampling, and sketching/heavy-hitters.

• Tutorials

- Emmanuel Candes, Compressive sampling. (Int. Congress of Mathematics, 3, pp. 1433-1452, Madrid, Spain, 2006)
- Richard Baraniuk, Compressive sensing. (IEEE Signal Processing Magazine, 24(4), pp. 118-121, July 2007)
- Emmanuel Candes and Michael Wakin, An introduction to compressive sampling. (IEEE Signal Processing Magazine, 25(2), pp. 21 - 30, March 2008) [High-resolution version]
- Justin Romberg, Imaging via compressive sampling. (IEEE Signal Processing Magazine, 25(2), pp. 14 - 20, March 2008)
- See below for tutorial talks on compressive sensing.

• Compressive Sensing

- Emmanuel Candes, Justin Romberg, and Terence Tao, Robust uncertainty principles: Exact signal reconstruction from highly incomplete measurements. (IEEE Trans. on Information Theory, 52(4), pp. 489 - 509, February 2006)

- ▶ Igor Carron's
"Nuit Blanche" blog:
<http://nuit-blanche.blogspot.com>

1 CS post/day!



Nuit Blanche

Compressed Sensing: The Big Picture Compressive Sensing 2.0 CS hardware
CS Videos Local CS codes

Monday, September 14, 2009

CS: Optimally Tuned Iterative Reconstruction Algorithms for CS, Limits of Deterministic CS Considering Arbitrary Orthonormal Basis for Sparsity

I was watching
Angels and
Demons the

Subscribe by E-MAIL to
Nuit Blanche

Get new entries directly in your mailbox,
enter your email address:

Subscribe

Welcome to Nuit Blanche



Thank you!

