



HAL
open science

Robust Hinf tracking control design for a class of switched linear systems using descriptor redundancy approach

Djamel Eddine Chouaib Belkhiat, Dalel Jabri, Hassen Fourati

► **To cite this version:**

Djamel Eddine Chouaib Belkhiat, Dalel Jabri, Hassen Fourati. Robust Hinf tracking control design for a class of switched linear systems using descriptor redundancy approach. ECC 2014 - 13th European Control Conference, Jun 2014, Strasbourg, France. hal-00968668

HAL Id: hal-00968668

<https://inria.hal.science/hal-00968668v1>

Submitted on 1 Apr 2014

HAL is a multi-disciplinary open access archive for the deposit and dissemination of scientific research documents, whether they are published or not. The documents may come from teaching and research institutions in France or abroad, or from public or private research centers.

L'archive ouverte pluridisciplinaire **HAL**, est destinée au dépôt et à la diffusion de documents scientifiques de niveau recherche, publiés ou non, émanant des établissements d'enseignement et de recherche français ou étrangers, des laboratoires publics ou privés.

Robust H_∞ tracking control design for a class of switched linear systems using descriptor redundancy approach

Djamel Eddine Chouaib BELKHIAT, Dalel JABRI and Hassen FOURATI

Abstract—The work presented in this paper concerns the output feedback tracking control for a class of Switched Linear Systems (SLS) with external disturbances. The main result is based on a descriptor redundancy formulation of the closed-loop dynamics. The proposed approach allows the avoiding of the crossing terms appearance between the controller's and the switched system's matrices leading to easier Linear Matrix Inequality (LMI) formulation. Multiple Lyapunov functional methods are utilized to the stability analysis and controller design. By introducing the Proportional-Derivative (PD) controller, a robust H_∞ output feedback tracking performance has been satisfied. The efficiency of the proposed synthesis procedure has been illustrated by a numerical example.

I. INTRODUCTION

SWITCHED Systems (SS) have attracted considerable attention due to the widespread application in control, communication network and biology engineering [1]-[3]. Generally, the stability and stabilization problems are the main concerns in the field of SS. Hence, Lyapunov function techniques have been proven to be effective to deal with stability and stabilization problems for SS [4]-[6]. For more details of the recent results on the basic problems in stability and stabilization for SS, the reader can refer to [7], and the references cited therein.

Recently, the output tracking control of switched systems has received a lot attention mainly with the fast development of switched system theory. In fact, the output tracking control, as an important issue in the control field, can found various applications in industrial, biological and economical dynamic processes. The principal objective of tracking control is trying to minimize the error between the outputs of the plant and of the desired reference model via designing a controller [8]. However, few results on the output tracking control for switched systems have been reported [8]-[11]. In [8], exponential L_1 output tracking control for SLS with

time-varying delays is investigated. In [9], the output tracking control is studied for a switched system containing stabilizable and unstabilizable subsystems. Based on the average dwell time approach and the Lyapunov theory, the authors in [10] propose a new controller design approach to satisfy the robust H_∞ output tracking control for a class of switched systems with time-varying delay under asynchronous switching. However, in our knowledge, the output tracking control problem of SLS has not been fully investigated, which motivates the present study.

In this paper, we are interested in designing a robust H_∞ output feedback tracking control for a class of SLS using PD controller. The primary contributions of this paper can be stated within the following points:

- The proposition of new approach taking advantage of descriptor redundancy formulation in order to avoid the appearance of the crossing terms between the controller's and the SLS system's matrices [12], [17].
- The proposed approach leads to strict LMI conditions.

This paper is organized as follows. In section II, the problem formulation and some preliminaries are given. In Section III, based on the Lyapunov function technique, the robust H_∞ output feedback tracking control for a class of SLS using PD controller is developed. Then, sufficient conditions for the existence of a PD controller are formulated in terms of set of LMI. A numerical example is provided to illustrate the effectiveness of the proposed approach in section IV. Section V provides some conclusion and future work.

II. PROBLEM STATEMENT AND PRELIMINARIES

In this paper, we consider a class of SLS composed of N linear continuous-time subsystems. Each linear subsystem is defined as follows:

$$\dot{x}(t) = A_q x(t) + B_q u(t) + B_{q_w} w(t) \quad (1)$$

$$y(t) = C_q x(t) \quad (2)$$

with $x(t) \in \mathfrak{R}^n$ is the state vector (unmeasurable), $u(t) \in \mathfrak{R}^m$ is the control input vector, $y(t) \in \mathfrak{R}^p$ is the

Djamel Eddine Chouaib BELKHIAT was with Department of Automatic Control, GIPSA-Lab, UMR 5216, SLR, Joseph Fourier University, France. He is now with University of Sétif 1, 19000, Sétif, Algeria. (e-mail: djamelch85@yahoo.fr).

Dalel JABRI was with the CReSTIC, university of Reims Champagne Ardenne, Moulin de la Housse BP 1039, F-51687 Reims Cedex 2, France, (e-mail: dalel.jabri@yahoo.fr).

Hassen Fourati is with the Department of Automatic Control, GIPSA-Lab, UMR 5216, NeCS Team, Joseph Fourier University, France, (e-mail: hassen.fourati@gipsa-lab.grenoble-inp.fr).

measurement (output) vector and $w \in \mathfrak{R}^m$ is the L_2 -norm bounded external disturbance. A_q, B_q, B_{q_w}, C_q are known matrices with appropriate dimensions, $q \in \mathcal{Q} = 1, 2, \dots, N$ is the index indicating the active mode at instant t . q is known at any time.

To specify the desired trajectory, we consider the following reference model:

$$\dot{x}_r(t) = A_r x_r(t) + r(t) \quad (3)$$

$$y_r(t) = H_r x_r(t) \quad (4)$$

with $x_r(t) \in \mathfrak{R}^{n_r}$ and $y_r(t) \in \mathfrak{R}^p$ are the reference state vector and the reference output vector, respectively. $A_r \in \mathfrak{R}^{n_r \times n_r}$ is a specified asymptotically stable matrix and $r(t) \in \mathfrak{R}^{n_r}$ is L_2 -norm bounded reference input. H_r is known matrix with appropriate dimensions.

It is well-know that the controller with the derivative term of measurement vector can prevent over shoot and eliminate oscillations, so we give the following PD controllers [13-15]:

$$u(t) = K_q^p e_r(t) + K_q^D \dot{y}(t) \quad (5)$$

where $e_r(t) = y_r(t) - y(t) \in \mathfrak{R}^p$ is the tracking error, K_q^p is the proportional gain and K_q^D is the derivative gain.

In the sequel, when there is no ambiguity, the time t in a time varying variable will be omitted for space convenience. As usual, in a matrix, $(*)$ indicates a symmetrical transpose quantity. Moreover, I denotes an identity matrix with appropriate dimension.

The problem considered in this paper is as follows:

Problem 1. The objective is to design the controller (5) such that the switched system (1)-(2) has a robust H_∞ output feedback tracking performance.

Definition 1. The switched linear systems (1)-(2) is said to have a robust H_∞ output feedback tracking performance, if the following conditions are satisfied:

- 1) with zero disturbance input condition $w(t) \equiv 0$, the closed-loop switched system is stable.
- 2) for all non zero $w(t) \in L_2[0, \infty)$, under zero initial condition $x(t_0) \equiv 0$, it holds that:

$$\int_0^\infty e_r^T(t) e_r(t) dt \leq \gamma^2 \int_0^\infty (w^T(t) w(t) + r^T(t) r(t)) dt$$

where γ is a positive constant.

The classical way to write a closed-loop dynamics consists on substituting the controller's equation (5) into the system's

equation (1). This leads to:

$$\begin{aligned} (I_{n \times n} - B_q K_q^D C_q) \dot{x}(t) &= (A_q - B_q K_q^P C_q) x(t) + \\ & B_q K_q^P H_r x_r(t) + B_{q_w} w(t) \end{aligned} \quad (6)$$

Hence, the closed-loop dynamics (6) involves numerous crossing terms between the gains controller K_q^P, K_q^D and the system's matrices ($B_q K_q^D C_q, B_q K_q^P C_q$ and $B_q K_q^P H_r$). In order to avoid the crossing terms in closed-loop dynamics formulation and to make easier LMI conditions, we use the descriptor redundancy approach [12], [17]. Hence, we consider the following augmented state variable.

$$\begin{aligned} \tilde{x}^T(t) &= [x^T(t) \ x_r^T(t) \ e_r^T(t) \ \dot{y}^T(t)], \\ \tilde{w}^T(t) &= [r^T(t) \ w^T(t)] \end{aligned}$$

Then, the equations of the switched system (1)-(2), the reference model (3)-(4) and the controller (5) are combined to obtain the following augmented system:

$$E \dot{\tilde{x}}(t) = \tilde{A}_q \tilde{x}(t) + \tilde{B}_q \tilde{u}(t) + \tilde{B}_{q_w} \tilde{w}(t) \quad (7)$$

$$e_r(t) = \tilde{C}_q \tilde{x}(t) \quad (8)$$

$$\tilde{u}(t) = \tilde{K}_q \tilde{x}(t) \quad (9)$$

where

$$\begin{aligned} E &= \begin{bmatrix} I_{n \times n} & 0 & 0 & 0 \\ 0 & I_{n_r \times n_r} & 0 & 0 \\ 0 & 0 & 0 & 0 \\ 0 & 0 & 0 & 0 \end{bmatrix}, \tilde{B}_q = \begin{bmatrix} B_q \\ 0 \\ 0 \\ C_q B_q \end{bmatrix}, \\ \tilde{A}_q &= \begin{bmatrix} A_q & 0 & 0 & 0 \\ 0 & A_r & 0 & 0 \\ -C_q & H_r & -I_{p \times p} & 0 \\ C_q A_q & 0 & 0 & -I_p \end{bmatrix}, \tilde{B}_{q_w} = \begin{bmatrix} 0 & B_{q_w} \\ I_{n_r \times n_r} & 0 \\ 0 & 0 \\ 0 & C_q B_{q_w} \end{bmatrix}, \\ \tilde{C}_q &= [-C_q \ H_r \ 0 \ 0] \text{ and } \tilde{K}_q = [0 \ 0 \ K_q^P \ K_q^D]. \end{aligned}$$

Therefore, the closed-loop system is given by:

$$E \dot{\tilde{x}}(t) = (\tilde{A}_q + \tilde{B}_q \tilde{K}_q) \tilde{x}(t) + \tilde{B}_{q_w} \tilde{w}(t) \quad (10)$$

Note that the system (7) is called switched descriptor system ($\text{rank}(E) < \dim(E)$). Using the augmented system, the problem 1 can be reformulated as follows:

Problem 2. The objective is to design the controller (9) such that the system (7) has a robust H_∞ output feedback tracking performance.

At the end of this section, we introduce some definitions for the development of our results.

Definition 2. The switched descriptor system (7) is said to have a robust H_∞ output feedback tracking performance, if the following conditions are satisfied:

- 1) with zero disturbance input condition $\tilde{w}(t) \equiv 0$, the closed-loop switched descriptor system (10) is admissible.
- 2) for all non zero $\tilde{w}(t) \in L_2[0, \infty)$, under zero initial condition $\tilde{x}(t_0) \equiv 0$, it holds that:

$$\int_0^\infty e_r^T(t) e_r(t) dt \leq \gamma^2 \int_0^\infty \tilde{w}^T(t) \tilde{w}(t) dt \quad (11)$$

where γ is a positive constant.

Definition 3. The switched descriptor system (7) is said admissible if it is regular, impulse free and stable.

III. ROBUST PD CONTROLLER DESIGN

The main goal of this paper is to propose a sufficient LMI conditions in order to obtain the gain matrices K_q^P and K_q^D values such that the robust H_∞ output feedback tracking performance is satisfied. The main result is summarized in the following theorem.

Theorem 1. Given positive scalars κ , $\mu_{qq^+} \geq 1$, for $q, q^+ \in Q$, $q \neq q^+$, if there exist matrices $X_q^{11} = X_q^{11T} > 0$, $X_q^{22} = X_q^{22T} > 0$, $X_q^{33} = X_q^{33T}$, $X_q^{44} = X_q^{44T}$, Y_q^P, Y_q^D such that the following LMIs hold:

$$1) \phi_q = \begin{bmatrix} \phi_q^{11} & 0 & \phi_q^{13} & \phi_q^{14} \\ (*) & \phi_q^{22} & \phi_q^{23} & 0 \\ (*) & (*) & \phi_q^{33} & \phi_q^{34} \\ (*) & (*) & (*) & \phi_q^{44} \end{bmatrix} < 0 \quad (12)$$

$$2) \Pi_{qq^+} = \begin{bmatrix} -\mu_{qq^+} X_q & X_q \\ (*) & -X_{q^+} \end{bmatrix} \leq 0 \quad (13)$$

$$3) \Xi_q = \begin{bmatrix} \Xi_q^{11} & 0 & \phi_q^{13} & \Xi_q^{14} & -X_q^{11} C_q^T \\ (*) & \Xi_q^{22} & \phi_q^{23} & 0 & X_q^{22} H_r^T \\ (*) & (*) & \phi_q^{33} & \phi_q^{34} & 0 \\ (*) & (*) & (*) & \Xi_q^{44} & 0 \\ (*) & (*) & (*) & (*) & -I_{p \times p} \end{bmatrix} \leq 0 \quad (14)$$

Then, the switched descriptor (7) is admissible and the robust H_∞ output feedback tracking performance is guaranteed with attenuation level κ . Moreover, the controller gains are constructed by $K_q^P = Y_q^P (X_q^{33})^{-1}$ and $K_q^D = Y_q^D (X_q^{44})^{-1}$.

where

$$\begin{aligned} \phi_q^{11} &= X_q^{11} A_q^T + A_q X_q^{11}, \phi_q^{13} = -X_q^{11} C_q^T + B_q Y_q^P, \\ \phi_q^{14} &= X_q^{11} A_q^T C_q^T + B_q Y_q^D, \Xi_q^{22} = \phi_q^{22} + \kappa I_{n_r \times n_r}, \phi_q^{23} = X_q^{22} H_r^T, \\ \phi_q^{22} &= X_q^{22} A_r^T + A_r X_q^{22}, \Xi_q^{11} = \phi_q^{11} + \kappa B_{q_w} B_{q_w}^T, \\ \phi_q^{34} &= Y_q^{PT} B_q^T C_q^T, X_q = \text{diag}(X_q^{11} \ X_q^{22} \ X_q^{33} \ X_q^{44}), \\ \phi_q^{33} &= -X_q^{33} I_{p \times p} - I_{p \times p} X_q^{33}, \Xi_q^{14} = \phi_q^{14} + \kappa B_{q_w} B_{q_w}^T C_q^T, \\ \Xi_q^{44} &= \phi_q^{44} + \kappa C_q B_{q_w} B_{q_w}^T C_q^T \text{ and} \\ \phi_q^{44} &= -X_q^{44} I_{p \times p} - I_{p \times p} X_q^{44} + Y_q^{DT} B_q^T C_q^T + C_q B_q Y_q^D. \end{aligned}$$

Proof. Without loss of generality, we assume that the descriptor system (7) is regular and impulse free [16]. According to the definition 2, the proof is composed of two steps.

• *Step 1:*

With zero disturbance input condition $\tilde{w}(t) \equiv 0$, the objective is to give a sufficient conditions to ensure that the closed-loop switched descriptor system (10) is stable, Then it is admissible. Therefore, we consider the following multiple Lyapunov-like functional candidate:

$$V_q(\tilde{x}(t)) = \tilde{x}^T(t) E^T P_q \tilde{x}(t)$$

with $E^T P_q = P_q^T E > 0$ and $q \in Q = 1, 2, \dots, N$. Hence, P_q is considered diagonal matrix:

$$P_q = P_q^T = \text{diag}(P_q^{11} \ P_q^{22} \ P_q^{33} \ P_q^{44}) \text{ with } P_q^{ii} = P_q^{iiT} > 0 \text{ for } i = \{1, 2\} \text{ and } P_q^{ii} = P_q^{iiT} \text{ for } i = \{3, 4\}.$$

The closed-loop switched descriptor is stable if the conditions (15) and (16) are satisfied:

$$\dot{V}_q(\tilde{x}(t)) < 0 \quad (15)$$

and for $q = 1, \dots, N$, $q^+ = 1, \dots, N$ and $q \neq q^+$

$$V_{q^+}(\tilde{x}(t)) \leq \mu_{qq^+} V_q(\tilde{x}(t)) \quad (16)$$

where the decreasing rate $\mu_{qq^+} \leq 1$ is positive scalar describing the Lyapunov-like evolution at the switching time $t_{q \rightarrow q^+}$.

We develop now the condition (15).

$$\begin{aligned} \dot{V}_q(\tilde{x}(t)) &= \dot{\tilde{x}}^T(t) E^T P_q \tilde{x}(t) + \tilde{x}^T(t) P_q E \dot{\tilde{x}}(t) < 0 \\ &= \tilde{x}^T(t) \left[(\tilde{A}_q + \tilde{B}_q \tilde{K}_q)^T P_q + P_q (\tilde{A}_q + \tilde{B}_q \tilde{K}_q) \right] \tilde{x}(t) < 0 \quad (17) \end{aligned}$$

The condition (17) is verified if

$$\left(\tilde{A}_q + \tilde{B}_q \tilde{K}_q\right)^T P_q + P_q \left(\tilde{A}_q + \tilde{B}_q \tilde{K}_q\right) < 0$$

Multiplying by P_q^{-1} and doing the following change of variable $X_q = P_q^{-1}$, we obtain:

$$X_q \left(\tilde{A}_q + \tilde{B}_q \tilde{K}_q\right)^T + \left(\tilde{A}_q + \tilde{B}_q \tilde{K}_q\right) X_q < 0 \quad (18)$$

where $X_q = X_q^T = \text{diag} \left(X_q^{11} \ X_q^{22} \ X_q^{33} \ X_q^{44} \right)$, with $X_q^{ii} = X_q^{iiT} > 0$ for $i = \{1, 2\}$ and $X_q^{ii} = X_q^{iiT}$ for $i = \{3, 4\}$.

We substitute \tilde{A}_q , \tilde{B}_q , \tilde{K}_q in (18). After considering the following change of variable $Y_q^P = K_q^P X_q^{33}$, $Y_q^D = K_q^D X_q^{44}$, the LMI (12) is provided.

Now, let us focus on the stability condition (16). Their aim is to ensure the global behavior of the like-Lyapunov function at the switching time $t_{q \rightarrow q^+}$. We assume that, we have not state jump at switching time.

According to the condition (16), we can write:

$$P_{q^+} \leq \mu_{qq^+} P_q, \text{ for } q = 1, \dots, N, \ q^+ = 1, \dots, N \text{ and } q \neq q^+$$

which implicates

$$X_{q^+}^{-1} \leq \mu_{qq^+} X_q^{-1}$$

Multiplying by X_q , we obtain:

$$X_q X_{q^+}^{-1} X_q - \mu_{qq^+} X_q X_{q^+} X_q \leq 0$$

Applying Schur's complement, the LMI (13) is provided.

• *Step 2:*

In this step, we consider the external disturbances $\tilde{w}(t) \in L_2[0, \infty)$, under zero initial condition $\tilde{x}(t_0) \equiv 0$.

From the stability condition (11), we can develop

$$\int_0^\infty \left(e_r^T(t) e_r(t) - \gamma^2 \tilde{w}^T(t) \tilde{w}(t) \right) dt \leq 0 \quad (19)$$

Let $V_q(\tilde{x}(t)) = \tilde{x}(t)^T E^T P_q \tilde{x}(t) > 0$, with $E^T P_q = P_q^T E > 0$, be a Lyapunov-like function candidate. Hence, the inequality (19) can be written as:

$$J = \int_0^\infty \left(e_r^T(t) e_r(t) - \gamma^2 \tilde{w}^T(t) \tilde{w}(t) + \frac{dV_q(\tilde{x}(t))}{dt} \right) dt - V_q(\tilde{x}(t)) \leq 0$$

$J \leq 0$ if

$$e_r^T(t) e_r(t) - \gamma^2 \tilde{w}^T(t) \tilde{w}(t) + V_q(\tilde{x}(t)) \leq 0 \quad (20)$$

The latter condition (20) can be reformulated such as:

$$\begin{bmatrix} \tilde{x}(t) \\ \tilde{w}(t) \end{bmatrix}^T \begin{bmatrix} \Lambda_q & P_q \tilde{B}_{q_w} \\ (*) & -\gamma^2 I_{2p \times 2p} \end{bmatrix} \begin{bmatrix} \tilde{x}(t) \\ \tilde{w}(t) \end{bmatrix} \leq 0 \quad (21)$$

with $\Lambda_q = \left(\tilde{A}_q + \tilde{B}_q \tilde{K}_q\right)^T P_q + P_q \left(\tilde{A}_q + \tilde{B}_q \tilde{K}_q\right) + \tilde{C}_q^T \tilde{C}_q$.

Applying the inverse of Schur's complement, we can write (21) as follows:

$$\begin{aligned} & \left(\tilde{A}_q + \tilde{B}_q \tilde{K}_q\right)^T P_q + P_q \left(\tilde{A}_q + \tilde{B}_q \tilde{K}_q\right) + \tilde{C}_q^T \tilde{C}_q \\ & + \kappa P_q \tilde{B}_{q_w} \tilde{B}_{q_w}^T P_q \leq 0 \end{aligned} \quad (22)$$

with $\kappa = (\gamma^2)^{-1}$.

Multiplying by P_q^{-1} and considering the following change of variable $X_q = P_q^{-1}$, we obtain.

$$\begin{aligned} & X_q \left(\tilde{A}_q + \tilde{B}_q \tilde{K}_q\right)^T + \left(\tilde{A}_q + \tilde{B}_q \tilde{K}_q\right) X_q \\ & + X_q \tilde{C}_q^T \tilde{C}_q X_q + \kappa \tilde{B}_{q_w} \tilde{B}_{q_w}^T \leq 0 \end{aligned} \quad (23)$$

Using Schur's complement, the inequality (23) can be written as follow.

$$\begin{bmatrix} \Theta_q^{11} & X_q \tilde{C}_q^T \\ (*) & -I_{p \times p} \end{bmatrix} \leq 0 \quad (24)$$

with $\Theta_q^{11} = X_q \left(\tilde{A}_q + \tilde{B}_q \tilde{K}_q\right)^T + \left(\tilde{A}_q + \tilde{B}_q \tilde{K}_q\right) X_q + \kappa \tilde{B}_{q_w} \tilde{B}_{q_w}^T$.

We substitute \tilde{A}_q , \tilde{B}_q , \tilde{K}_q , \tilde{B}_{q_w} in the inequality (24).

Using the following change of variable $Y_q^P = K_q^P X_q^{33}$, $Y_q^D = K_q^D X_q^{44}$, the LMI (14) is provided. ■

In order to simplify the conditions given in theorem 1, let consider the inequality (23), with

$$\lambda = X_q \left(\tilde{A}_q + \tilde{B}_q \tilde{K}_q\right)^T + \left(\tilde{A}_q + \tilde{B}_q \tilde{K}_q\right) X_q$$

and $\beta = X_q \tilde{C}_q^T \tilde{C}_q X_q + \kappa \tilde{B}_{q_w} \tilde{B}_{q_w}^T$ such that $\beta > 0$. Then the inequality (18) ($\lambda < 0$) is verified when the condition (23) ($\lambda + \beta \leq 0$ with $\beta > 0$) is satisfied. Hence, the theorem 1 can be resumed in the following corollary.

Corollary 1. Given positive κ , $\mu_{qq^+} \geq 1$, for $q, q^+ \in \mathcal{Q}$, $q \neq q^+$, if there exist matrices $X_q^{11} = X_q^{11T} > 0$, $X_q^{22} = X_q^{22T} > 0$, $X_q^{33} = X_q^{33T}$, $X_q^{44} = X_q^{44T}$, Y_q^P , Y_q^D such that the following LMI hold:

$$4) \quad \Pi_{qq^+} = \begin{bmatrix} -\mu_{qq^+} X_q & X_q \\ (*) & -X_{q^+} \end{bmatrix} \leq 0 \quad (25)$$

$$5) \quad \Xi_q = \begin{bmatrix} \Xi_q^{11} & 0 & \phi_q^{13} & \Xi_q^{14} & -X_q^{11} C_q^T \\ (*) & \Xi_q^{22} & \phi_q^{23} & 0 & X_q^{22} H_r^T \\ (*) & (*) & \phi_q^{33} & \phi_q^{34} & 0 \\ (*) & (*) & (*) & \Xi_q^{44} & 0 \\ (*) & (*) & (*) & (*) & -I_{p \times p} \end{bmatrix} \leq 0 \quad (26)$$

Then, the switched descriptor (7) is admissible and the robust H_∞ output feedback tracking performance is guaranteed with attenuation level κ . Moreover, the controller gains are constructed by $K_q^P = Y_q^P (X_q^{33})^{-1}$ and $K_q^D = Y_q^D (X_q^{44})^{-1}$.

where

$$\begin{aligned} \phi_q^{11} &= X_q^{11} A_q^T + A_q X_q^{11}, \quad \phi_q^{13} = -X_q^{11} C_q^T + B_q Y_q^P, \\ \phi_q^{14} &= X_q^{11} A_q^T C_q^T + B_q Y_q^D, \quad \Xi_q^{22} = \phi_q^{22} + \kappa I_{n_r \times n_r}, \\ \phi_q^{23} &= X_q^{22} H_r^T, \quad \phi_q^{22} = X_q^{22} A_r^T + A_r X_q^{22}, \\ \Xi_q^{11} &= \phi_q^{11} + \kappa B_{q_w} B_{q_w}^T, \quad \phi_q^{34} = Y_q^{PT} B_q^T C_q^T, \\ X_q &= \text{diag} (X_q^{11} \quad X_q^{22} \quad X_q^{33} \quad X_q^{44}), \\ \phi_q^{33} &= -X_q^{33} I_{p \times p} - I_{p \times p} X_q^{33}, \quad \Xi_q^{14} = \phi_q^{14} + \kappa B_{q_w} B_{q_w}^T C_q^T, \\ \Xi_q^{44} &= \phi_q^{44} + \kappa C_q B_{q_w} B_{q_w}^T C_q^T \quad \text{and} \\ \phi_q^{44} &= -X_q^{44} I_{p \times p} - I_{p \times p} X_q^{44} + Y_q^{DT} B_q^T C_q^T + C_q B_q Y_q^D. \end{aligned}$$

IV. SIMULATION AND RESULTS

In this section, a numerical example is provided to illustrate the effectiveness of the proposed approach. We consider a switched system S with two modes and a reference system S_r .

Switched system S :

Mode 1:

$$A_1 = \begin{bmatrix} -2.6 & 1 \\ 0.5 & -1.1 \end{bmatrix}, B_1 = \begin{bmatrix} 2 \\ 0 \end{bmatrix}, B_{1_w} = \begin{bmatrix} -0.1 \\ 0.1 \end{bmatrix}, C_1 = [4 \quad 0].$$

Mode 2:

$$A_2 = \begin{bmatrix} -1 & 0.25 \\ 0.39 & -1.5 \end{bmatrix}, B_2 = \begin{bmatrix} 0 \\ 0.3 \end{bmatrix}, B_{2_w} = \begin{bmatrix} 0.1 \\ -0.1 \end{bmatrix}, C_2 = [0 \quad 3].$$

Reference system S_r :

$$A_r = \begin{bmatrix} -1.5 & 0.25 \\ 0.125 & -0.125 \end{bmatrix}, H_r = [1 \quad -0.3].$$

Reminding that the initial condition is assumed equal to zero ($x(t_0) \equiv 0$).

A PD controller, composed of a set of two controllers, is

synthesized based on the matrix inequalities (25)-(26) of corollary 1 via the Matlab LMI toolbox. Hence, for the attenuation level $\kappa=0.01$ and the decreasing rates $\mu_{12} = \mu_{21} = 0.15$, we obtain the PD controller parameters as follows:

$$K_1^P = 37.541, K_1^D = 0.001, K_2^P = 42.034, K_2^D = 0.01.$$

In order to illustrate the effectiveness of the proposed approach, simulation curves are presented in Figs. 1-3. Fig. 1 shows the switching signal evolution of the switched system S , where the dwell time of each subsystem is considered respectively $T_1 = 3s$ for the first subsystem and $T_2 = 2s$, for the second.

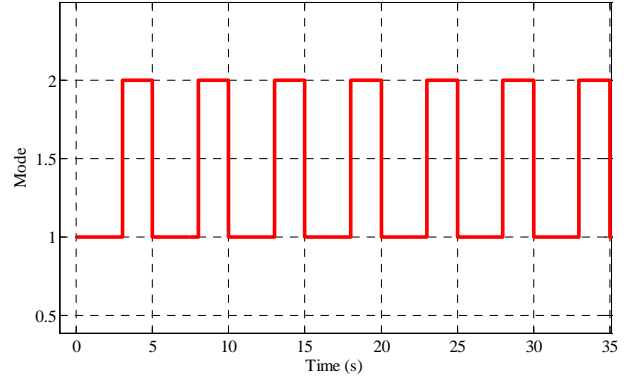


Fig. 1. Switching signal evolution of the switched system.

For simulations, the reference signal $r(t)$ is considered as:

$$r(t) = \begin{cases} 20 \times \text{square}(0.01 \times t) & t \leq 25s \\ 0 & t > 25s \end{cases}$$

and the external disturbances signal $w(t)$ as a white noise sequence.

The state evolutions of the closed-loop switched system S with external disturbances as well as the tracking performances are given in figs 2 and 3, respectively.

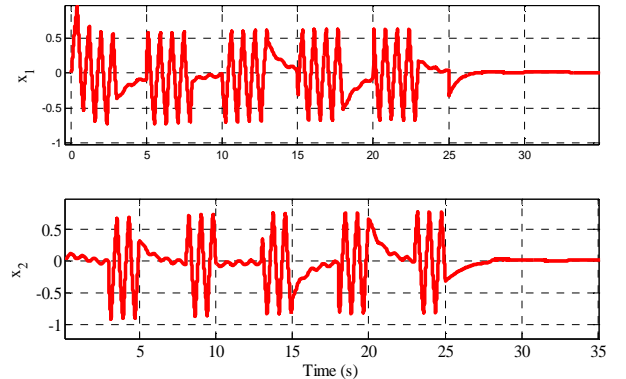


Fig. 2. State evolutions of the closed-loop switched system.

As expected, the output $y(t)$ of the switched system S can track the desired signal $y_r(t)$ after a finite time interval.

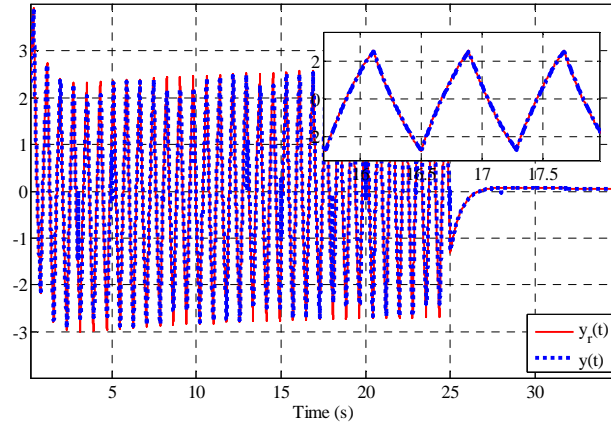


Fig. 3. Trajectory of the switched system's and the reference model's outputs.

V. CONCLUSION

In this paper, a robust H_∞ output feedback tracking control has been considered for a class of switched system with external disturbances. Thanks to the descriptor redundancy formulation of the closed-loop dynamics, crossing terms between the controller's and the switched system's matrices have been avoided. Beside, multiple Lyapunov functional method has been employed. These lead to easier LMI conditions for stability analysis and controller design. Finally, the efficiency of the proposed approach has been illustrated by a numerical example.

Moreover, in this work, we assumed that the SLS modes are known at any time. Further relaxation of this assumption and extension the proposed approach to more general hybrid systems will be the focus of future work.

REFERENCES

- [1] A. Balluchi, L. Benvenuti, M. D. Di Benedetto, C. Pinello, and A. L. Sangiovanni-Vincenelli, "Automotive engine control and hybrid systems: Challenges and opportunities," in *Proc. IEEE*, 88, "Special Issue on Hybrid Systems" (invited paper), pp. 888-912, July 2000.
- [2] M. Babaali, M. Egerstedt, "Hybrid Systems: Computation and Control. Chap. Observability of Switched Linear Systems," *Lecture Notes in Computer Science*, pp.48-63. Springer: Berlin, Heidelberg, 2004.
- [3] D. E. C. Belkhiat, N. Messai, N. Manamanni, "Design of robust fault detection based observer for linear switched systems with external disturbances," *Nonlinear Analysis: Hybrid Systems*, vol. 5, no.2, 2011, pp. 206-219.
- [4] M. S. Branicky, "Multiple Lyapunov functions and other analysis tools for switched and hybrid systems," *IEEE Trans. Automat Control*, vol. 43, no.4, 1998, pp.475-482.
- [5] J. Daafouz, R. Riedinger, C. Lung, "Stability analysis and control synthesis for switched systems: a switched Lyapunov function approach," *IEEE Trans. Automat Control*, vol. 47, no. 11, 2002, pp.1883-1887.
- [6] L. Zhang, C. Wang, L. Chen, "Stability and stabilization of a class of multimode linear discrete-time systems with polytopic uncertainties," *IEEE Trans Inc Electron*, vol. 56, no. 9, 2009, pp.3684-3692.
- [7] F. Zhu, H. Yu, M. J. McCourt, P. J. Antsaklis, "Passivity and stability of switched systems under quantization," *In proc. 15th ACM international conference on hybrid systems: Computation and control HSCC'12*, ACM New York, NY, USA, 2012.
- [8] S. Liu, Z. Xiang, "Exponential L1 output tracking control for positive switched linear systems with time-varying delays," *Nonlinear Analysis: Hybrid Systems*, vol. 11, 2014, pp.118-128.
- [9] Q. K. Li, J. Zhao, G. M. Dimirovski, "Tracking control for switched time-varying delays systems with stabilizable and unstabilizable subsystems," *Nonlinear Analysis: Hybrid Systems*, vol. 3, 2009, pp.133-142.
- [10] J. Lian, Y. Ge, "Robust H_∞ output tracking control for switched systems under asynchronous switching," *Nonlinear Analysis: Hybrid Systems*, vol. 8, 2013, pp. 57-68.
- [11] B. Niu, J. Zhao, "Barrier Lyapunov functions for the output tracking control of constrained nonlinear switched systems," *Systems & Control Letters*, vol. 62, 2013, pp. 963-971.
- [12] K. Tanaka, H. Ohtake, H. O. Wang, "A descriptor system approach to fuzzy control system design via fuzzy Lyapunov functions," *IEEE Trans Fuzzy Syst*, vol. 15, no. 3, 2007, pp. 333-341.
- [13] X. Huang, B. Huang, "Multi-loop decentralized PID control based on covariance control criteria: An LMI approach," *ISA Transactions*, vol. 43, 2004, pp. 49-59.
- [14] M. Ge, M. S. Chiu, Q. G. Wang, "Robust PID controller design via LMI approach," *Journal of Process Control*, vol. 12, 2003, pp. 3-13.
- [15] Q. G. Wang, C. Lin, Z. Ye, G. Wen, Y. He, C. C. Hang, "A quasi-LMI approach to computing stabilizing parameter ranges of multi-loop PID controllers," *Journal of Process Control*, vol. 17, 2007, pp. 59-72.
- [16] S. Sajja, M. Corless, E. Zeheb, R. Shorten, "Stability of a class of switched descriptor systems," *In Proc. American Control Conference (ACC)*, Washington DC, USA, June 17-19, 2013.
- [17] D. Jabri, K. Guelton, N. Manamanni, "Decentralized static output feedback control of interconnected fuzzy descriptors," *In Proc. IEEE Multi-Conference on Systems and Control*, Yokohama, Japan, 2010.