



Hyperbolic Delaunay Complexes and Voronoi Diagrams Made Practical

Mikhail Bogdanov, Olivier Devillers, Monique Teillaud

► To cite this version:

Mikhail Bogdanov, Olivier Devillers, Monique Teillaud. Hyperbolic Delaunay Complexes and Voronoi Diagrams Made Practical. *Journal of Computational Geometry*, 2014, 5 (1), pp.56-85. 10.20382/jocg.v5i1a4 . hal-00961390

HAL Id: hal-00961390

<https://inria.hal.science/hal-00961390>

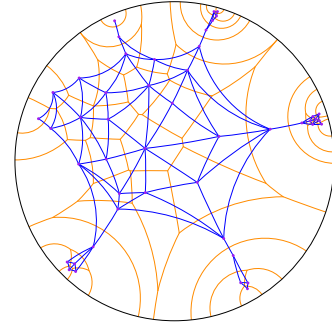
Submitted on 20 Mar 2014

HAL is a multi-disciplinary open access archive for the deposit and dissemination of scientific research documents, whether they are published or not. The documents may come from teaching and research institutions in France or abroad, or from public or private research centers.

L'archive ouverte pluridisciplinaire **HAL**, est destinée au dépôt et à la diffusion de documents scientifiques de niveau recherche, publiés ou non, émanant des établissements d'enseignement et de recherche français ou étrangers, des laboratoires publics ou privés.

HYPERBOLIC DELAUNAY COMPLEXES AND VORONOI DIAGRAMS MADE PRACTICAL*

Mikhail Bogdanov,[†] Olivier Devillers,[†] and Monique Teillaud[†]



ABSTRACT. We study Delaunay complexes and Voronoi diagrams in the Poincaré ball, a conformal model of the hyperbolic space, in any dimension. We elaborate on our earlier work on the space of spheres [22], giving a detailed description of algorithms. We also study algebraic and arithmetic issues, observing that only rational computations are needed. All proofs are based on geometric reasoning; they do not resort to any use of the analytic formula of the hyperbolic distance. This allows for an exact and efficient implementation in 2D. All degenerate cases are handled. The implementation will be submitted to the CGAL editorial board for future integration into the CGAL library.

1 Introduction

As D. Eppstein states: the “hyperbolic viewpoint may help even for Euclidean problems” [27].¹ He gives two examples: the computation of 3D Delaunay complexes of sets lying in two planes [9], and optimal Möbius transformation and conformal mesh generation [5]. Hyperbolic geometry is also used in applications like graph drawing [28, 29, 35].

Several years ago, we showed that the hyperbolic Delaunay complex and Voronoi diagram can easily be deduced from their Euclidean counterparts [9, 22]. As far as we know, this was the first time when the computation of hyperbolic Delaunay complexes and Voronoi diagrams was addressed. Since then, the topic appeared again in many publications. Onishi and Takayama write [37, p. 4]: “The algorithm and the theorem were already given in [22]. Here, we could naturally rediscover their algorithm. . .”, their proofs only relying on algebraic computations instead of geometric reasoning. Nielsen and Nock transform the computation of the Voronoi diagram in the non-conformal Klein model to the computation of a Euclidean power diagram [36]. Many other references can be found in [40] (which, however, does not mention [9, 22]).

*This work was partially supported by the ANR (*Agence Nationale de la Recherche*) under the “Triangles” project of the *Programme blanc* (No BLAN07-2_194137). An extended abstract of this paper was presented at SoCG’13 [6]

[†]INRIA Sophia Antipolis – Méditerranée, <http://www.inria.fr/sophia/geometrica/>

¹see also <http://www.ics.uci.edu/~epstein/pubs/geom-hyperbolic.html>

The above papers were mostly concerned with theoretical issues; in particular they did not address algebraic and arithmetic aspects, which are well known to be crucial in practice for exactness and efficiency of implementations. Implementations are necessary for applications in various fields, such as neuro-mathematics [18].

In this paper, we stick to the Poincaré ball model of the hyperbolic space, which is *conformal*, i.e., it preserves hyperbolic angles. Due to this property, the model is used in a wide range of applications (see for instance [32, 33, 47]). We elaborate on our preliminary work [9, 22], giving a detailed description of algorithms allowing us to compute the hyperbolic Delaunay complex and Voronoi diagram in any dimension. All degenerate cases are handled. All proofs rely on purely geometric arguments, avoiding any use of the hyperbolic distance formulas. We show that only simple arithmetic computations on rational numbers are needed to compute the Delaunay triangulation. We implemented the algorithm in 2D in an exact and efficient way. The implementation will soon be submitted to the CGAL editorial board for future integration into the CGAL library.

We first recall some background on the space of spheres (Section 2), Euclidean Voronoi diagrams and Delaunay triangulations. Section 3 recalls basics on hyperbolic geometry, and their interpretation in the space of spheres. In Section 4, we study hyperbolic Voronoi diagrams and Delaunay complexes, and we present algorithms. Section 5 shows, using geometric reasoning, that the computation and embedding of hyperbolic Delaunay complexes and Voronoi diagrams only use rational computations, but for Voronoi vertices whose coordinates are algebraic numbers of degree two. Section 6 presents the implementation, details algebraic and arithmetic aspects, and presents experimental results, in dimension 2.

2 The space of spheres

\mathbb{E}^d denotes the d -dimensional Euclidean space, $\langle \cdot, \cdot \rangle$ the scalar product, and $\|\cdot\|$ the Euclidean norm.

The space of spheres gives a correspondence between spheres of \mathbb{E}^d and points of \mathbb{E}^{d+1} [4, Chapter 20] [22]. We briefly recall here its applications to Voronoi diagrams; more details can be found in [22].

Let χ denote the last coordinate in the space of spheres \mathbb{E}^{d+1} . The direction of the χ -axis is called *vertical*.

A Euclidean sphere S centered at c with radius r is denoted as $S = (c, r)$ and has equation $S(x) = 0$ in \mathbb{E}^d , where:

$$S(x) = \|x\|^2 - 2\langle c, x \rangle + \|c\|^2 - r^2.$$

The map ϕ associates S to the point

$$\phi(S) = (c, \chi) \in \mathbb{E}^{d+1}, \quad \chi = \|c\|^2 - r^2.$$

We can embed \mathbb{E}^d into \mathbb{E}^{d+1} by identifying it with the hyperplane $\chi = 0$. By the embedding, $\phi(S) \in \mathbb{E}^{d+1}$ projects vertically on \mathbb{E}^d to the center c of S . The points of \mathbb{E}^d ,

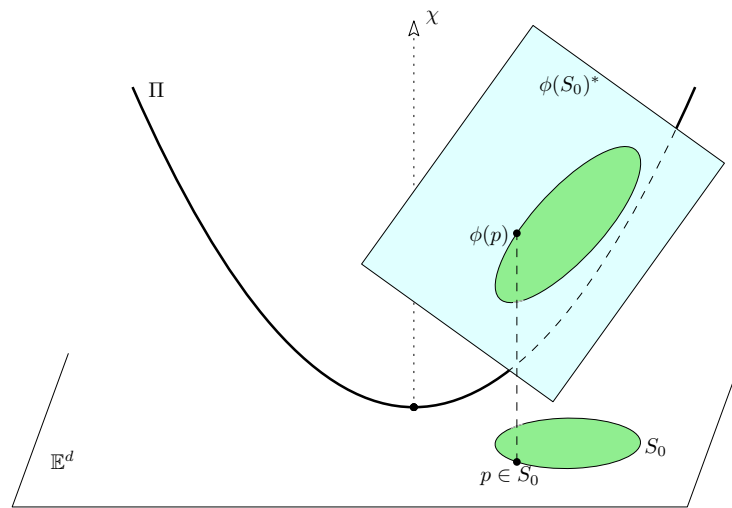


Figure 1: The space of spheres.

considered as spheres of null radius, map by ϕ to the unit paraboloid of \mathbb{E}^{d+1} $\Pi : \chi = \|c\|^2$. Spheres of \mathbb{E}^d map to points below Π , whereas a point above Π corresponds to an imaginary sphere, i.e., a sphere whose radius is an imaginary complex number.

The *pencil of spheres* determined by two spheres S_1 and S_2 is the set of spheres whose equations are the affine combinations of the equations of S_1 and S_2 :

$$S : S(x) = \alpha \cdot S_1(x) + (1 - \alpha) \cdot S_2(x), \quad \alpha \in \mathbb{R}.$$

This pencil is mapped by ϕ to the line through $\phi(S_1)$ and $\phi(S_2)$ in the space of spheres.

The set of spheres of \mathbb{E}^d orthogonal to a given sphere S_0 is represented in \mathbb{E}^{d+1} by the polar hyperplane $\phi(S_0)^*$ of point $\phi(S_0) = (c_0, \chi_0)$ with respect to Π (see Figure 1). The equation of this polar hyperplane is obtained by polarizing the equation of Π in S_0 :

$$\phi(S_0)^* : \frac{\chi + \chi_0}{2} = \langle c_0, c \rangle.$$

In particular, a point (seen as a sphere of null radius) and a sphere are orthogonal if and only if the point lies on the sphere. The intersection of $\phi(S_0)^*$ and Π is a d -ellipsoid; it is the image by ϕ of the set of points of \mathbb{E}^d lying on S_0 , i.e., $\phi(S_0)^* \cap \Pi$ vertically projects on \mathbb{E}^d to S_0 . For a point $p \in \mathbb{E}^d$, the set of spheres passing through p maps to the hyperplane $\phi(p)^*$ tangent to Π at point $\phi(p) \in \Pi$. When the point p lies on sphere S_0 , the line $\phi(S_0)\phi(p)$ is tangent to Π at $\phi(p)$ and it corresponds to the pencil of circles tangent to S_0 at p . The union of such lines for all $p \in S_0$ is the cone of apex $\phi(S_0)$ and tangent to Π ; the ellipsoid $\phi(S_0)^* \cap \Pi$ is the locus of the tangency points.

The lower half space of \mathbb{E}^{d+1} limited by $\phi(p)^*$ (i.e., the half space which does not contain Π) represents the spheres of \mathbb{E}^d that enclose p in their interior open ball. In a symmetric way, the upper halfspace, denoted as $\Phi(p)$, represents the spheres that do not enclose p in their interior.

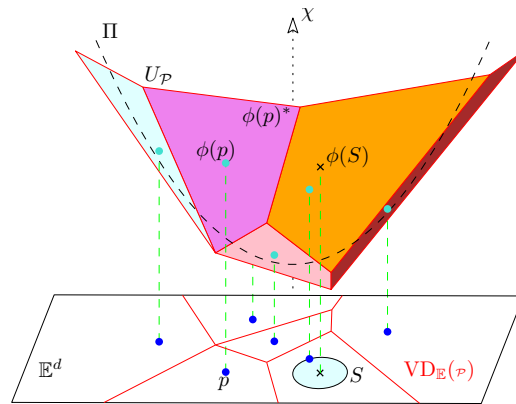


Figure 2: Space of spheres and Voronoi diagram.

In general, for a flat A in \mathbb{E}^{d+1} , we denote as A^* the polar of A with respect to Π :

$$A^* = \left\{ (x, \chi) \in \mathbb{E}^{d+1} \mid \forall a = (x_a, \chi_a) \in A, \frac{\chi + \chi_a}{2} = \langle x_a, x \rangle \right\},$$

If $A \oplus B$ denotes the affine sum of two flats A and B , standard algebra shows that

$$(A \cap B)^* = A^* \oplus B^*. \quad (1)$$

Euclidean Voronoi diagram and Delaunay triangulation

Let \mathcal{P} be a finite set of points in \mathbb{E}^d . For the sake of simplicity, we assume points to be in non-degenerate position. This is in fact not a restriction of our method, since we can always come down to this situation by using a symbolic perturbation scheme as in [25] (the paper describes the 3D case but the scheme is general).

The Euclidean Voronoi diagram $\text{VD}_{\mathbb{E}}(\mathcal{P})$ of \mathcal{P} is the partition of \mathbb{E}^d into Voronoi cells $V_{\mathbb{E}}(p_i) = \{x \in \mathbb{E}^d \mid \forall p_j \in \mathcal{P}, \|x - p_i\| \leq \|x - p_j\|\}$. The Euclidean Delaunay triangulation $\text{DT}_{\mathbb{E}}(\mathcal{P})$ is the geometric dual of the Voronoi diagram. For further reading on these extensively studied data structures, see for instance [2, 3, 10, 20].

Each cell $V_{\mathbb{E}}(p_i)$ of the Voronoi diagram can be interpreted as the set of centers of spheres passing through p_i and enclosing no point of \mathcal{P} . The set of *empty* spheres, i.e., spheres that do not enclose any point of \mathcal{P} , is mapped by ϕ in the space of spheres to the intersection of the upper half spaces $\Phi(p)$ of \mathbb{E}^{d+1} , $p \in \mathcal{P}$, as defined above (Figure 2). The boundary of this intersection is a convex polyhedron $U_{\mathcal{P}}$, whose facets are tangent to Π .

The well known duality between Voronoi diagram and intersection of half spaces [1, 26] can be formalized, in the framework of space of spheres, in the following proposition:

Proposition 1 ([22]). *The Voronoi diagram $\text{VD}_{\mathbb{E}}(\mathcal{P})$ is the cell complex of dimension d in \mathbb{E}^d obtained by vertically projecting the polyhedron $U_{\mathcal{P}}$ onto \mathbb{E}^d .*

A k -simplex is the convex hull of $k+1$ points in general position, with $k \leq d$. If σ is a k -simplex of $\text{DT}_{\mathbb{E}}(\mathcal{P})$, we denote as \mathcal{P}_{σ} the set of its vertices. The dual of σ is a $(d-k)$ -face

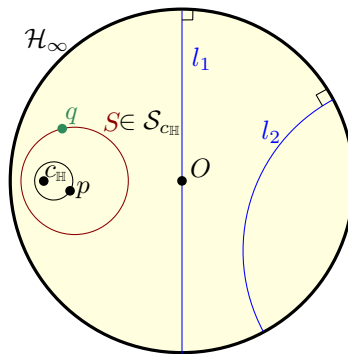


Figure 3: The Poincaré disk model of \mathbb{H}^2 : hyperbolic lines l_1, l_2 , hyperbolic circle S with center $c_{\mathbb{H}}$.

of $\text{VD}_{\mathbb{E}}(\mathcal{P})$, which is the vertical projection of a $(d - k)$ -face u_{σ} of $U_{\mathcal{P}}$. Any point in u_{σ} is the image by ϕ of the center of a sphere passing through the vertices of σ . Thus, u_{σ} is a convex polyhedron included in the $(d - k)$ -flat $\bigcap_{p \in \mathcal{P}_{\sigma}} \phi(p)^*$ that is the intersection of the hyperplanes dual to $\phi(p)$ for all vertices p of σ .

The k -simplex σ is incident to m $(k + 1)$ -simplices τ_i , $0 \leq i < m$, of $\text{DT}_{\mathbb{E}}(\mathcal{P})$. The set of vertices of a simplex τ_i of this family is $\mathcal{P}_{\tau_i} = \mathcal{P}_{\sigma} \cup \{p_i\}$, for some point $p_i \in \mathcal{P} \setminus \mathcal{P}_{\sigma}$. The duals of these simplices τ_i determine the boundary of u_{σ} on the $(d - k)$ -flat $\bigcap_{p \in \mathcal{P}_{\sigma}} \phi(p)^*$. To summarize:

$$u_{\sigma} = \bigcap_{p \in \mathcal{P}_{\sigma}} \phi(p)^* \cap \bigcap_{0 \leq i < m} \Phi(p_i). \quad (2)$$

3 The Poincaré ball model of the hyperbolic space

The hyperbolic space \mathbb{H}^d [4, Chapter 19] [41, 44] can be represented by several widely used models. There are transformations between these models, as recalled in [13, 42].

In the Poincaré ball model, the d -dimensional hyperbolic space \mathbb{H}^d is represented as the open unit ball $\mathcal{B} = \{x \in \mathbb{E}^d : \|x\| < 1\}$. The points on the boundary of \mathcal{B} are the *points at infinity*. The set of such points is $\mathcal{H}_{\infty} = \{x \in \mathbb{E}^d : \|x\| = 1\}$. Hyperbolic lines, or geodesics, are represented either as arcs of Euclidean circles orthogonal to \mathcal{H}_{∞} or as diameters of \mathcal{B} . See Figure 3 for an illustration in 2D. The Poincaré ball model of \mathbb{H}^d can be embedded into \mathbb{E}^{d+1} by identifying it with the open unit d -disk $\chi = 0$, $\|x\| < 1$.

In the space of spheres, the set of points at infinity \mathcal{H}_{∞} (i.e., the unit sphere in \mathbb{E}^d) is mapped to the point

$$\phi(\mathcal{H}_{\infty}) = (0, \dots, 0, -1).$$

Its polar hyperplane is

$$\pi_{\infty} = \phi(\mathcal{H}_{\infty})^* : \chi = 1.$$

\mathbb{H}^d is mapped to the part of the paraboloid Π that lies below π_{∞} . For a point $x \in \mathcal{H}_{\infty}$, the

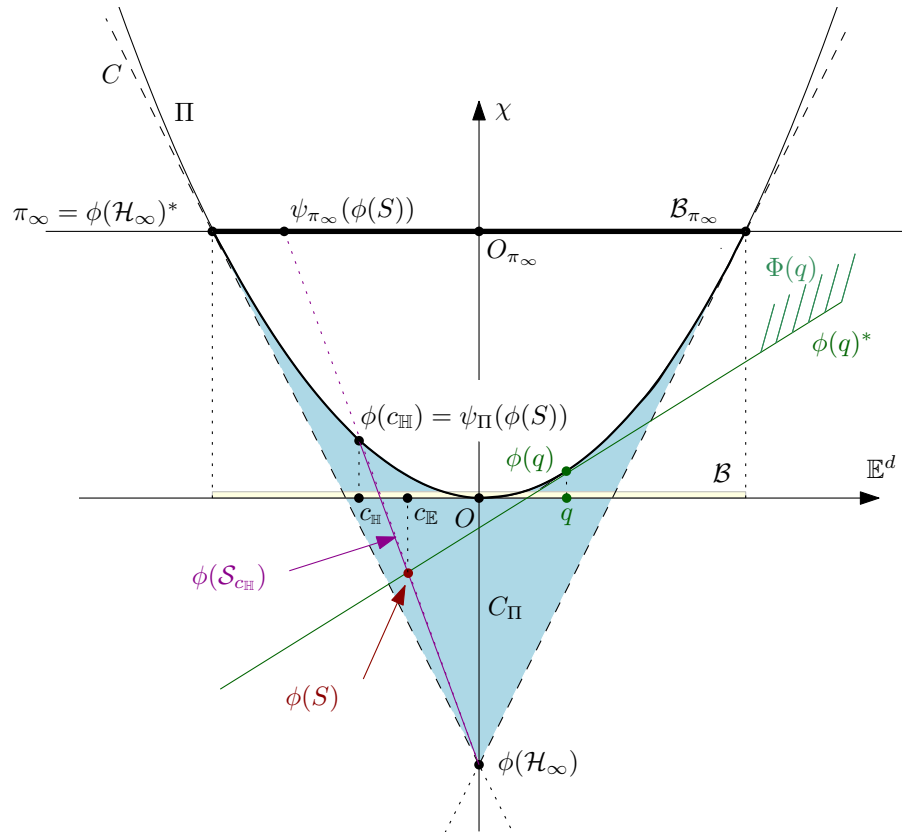


Figure 4: The Poincaré ball model of \mathbb{H}^d in the space of spheres. $q \in S$, c_E is the Euclidean center of S , c_H is its hyperbolic center.

hyperplane $\phi(x)^*$ is tangent to Π as for any point of \mathbb{E}^d , and it passes through $\phi(\mathcal{H}_\infty)$ by definition of polarity.

Hyperbolic spheres are Euclidean spheres contained in \mathcal{B} , but the center of a hyperbolic sphere usually does not coincide with its Euclidean center [13, Fact 1, page 86]. The hyperbolic hyperplanes through a point $c_H \in \mathcal{B}$ are supported by Euclidean spheres orthogonal to c_H (seen as a null radius sphere) and \mathcal{H}_∞ . The spheres hyperbolically centered at c_H are orthogonal to those spheres [13, Fig 19, page 87] and thus they form the pencil of Euclidean spheres generated by c_H (as a null radius sphere) and \mathcal{H}_∞ . Those spheres of the pencil that are contained in \mathcal{B} are the hyperbolic spheres centered at c_H . We denote them by \mathcal{S}_{c_H} . They represent a collection of nested spheres growing from c_H to \mathcal{H}_∞ . In the space of spheres \mathbb{E}^{d+1} , $\phi(\mathcal{S}_{c_H})$ is the half-open line segment $[\phi(c_H), \phi(\mathcal{H}_\infty))$.

A point p is closer than point q to point c_H for the hyperbolic distance if the sphere of \mathcal{S}_{c_H} that passes through p is inside the sphere of \mathcal{S}_{c_H} that passes through q . Note that we do not need to consider the explicit expression of the hyperbolic distance. See [19] for its more complete description.

The intersection of the upper half spaces of \mathbb{E}^{d+1} limited by the hyperplanes $\phi(x)^*$, $x \in \mathcal{H}_\infty$ forms the cone C with apex $\phi(\mathcal{H}_\infty)$ tangent to Π (see Figure 4). C represents the set of Euclidean spheres that are inside \mathcal{H}_∞ and do not intersect it. The set of hyperbolic

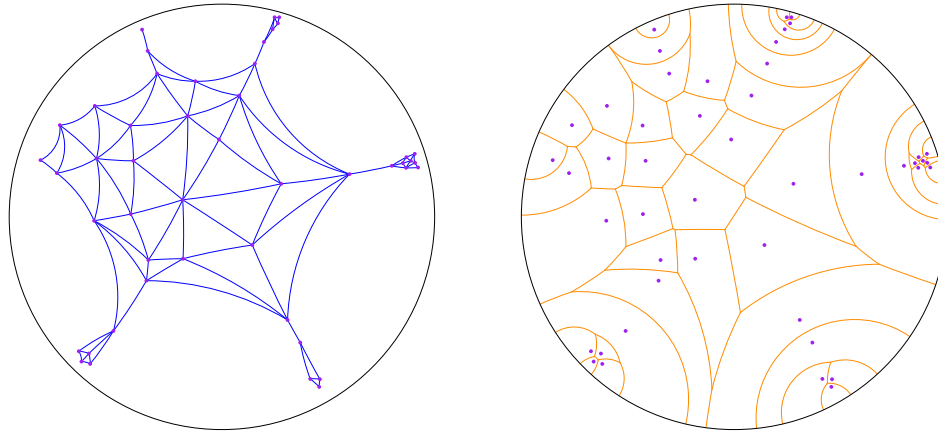


Figure 5: A 2D hyperbolic Delaunay complex and its dual Voronoi diagram.

spheres with non null radius is the set of Euclidean spheres with non null radius that lie inside \mathcal{B} . In the space of spheres, it is mapped to the open subset C_Π of C that lies below π_∞ and below Π . C_Π can be expressed as $\cup_{x \in \mathcal{B}} \phi(\mathcal{S}_x)$.

Let $S \subset \mathcal{B}$ a hyperbolic sphere mapped to $\phi(S) \in C_\Pi$ in the space of spheres. We denote as ψ_Π the *central projection* onto Π centered at $\phi(\mathcal{H}_\infty)$:

$$\psi_\Pi(\phi(S)) = (\phi(\mathcal{H}_\infty)\phi(S)) \cap \Pi.$$

This intersection point is in fact the projection by ϕ on Π of the hyperbolic center $c_{\mathbb{H}}$ of S . We denote as ψ_{π_∞} the central projection centered at $\phi(\mathcal{H}_\infty)$ onto π_∞ :

$$\psi_{\pi_\infty}(\phi(S)) = (\phi(\mathcal{H}_\infty)\phi(S)) \cap \pi_\infty.$$

4 Computing the hyperbolic Delaunay complex

Let \mathcal{P} be a finite set of points in \mathbb{H}^d , represented in the Poincaré ball model. The *hyperbolic Voronoi diagram* $\text{VD}_{\mathbb{H}}(\mathcal{P})$ is defined as its Euclidean counterparts, replacing the Euclidean distance by the hyperbolic distance. The dual of $\text{VD}_{\mathbb{H}}(\mathcal{P})$ is called the *hyperbolic Delaunay complex* and we denote it as $\text{DT}_{\mathbb{H}}(\mathcal{P})$.

Let us take a point x in the cell $V_{\mathbb{H}}(p_i)$ of p_i in $\text{VD}_{\mathbb{H}}(\mathcal{P})$. Point x is at least as close as p_i than to any other point in \mathcal{P} for the hyperbolic distance. As already noted, we can avoid considering the hyperbolic distance explicitly, and express this proximity property in other words: a sphere of the pencil generated by the sphere of null radius x and \mathcal{H}_∞ , and growing from x to the sphere \mathcal{H}_∞ , meets p_i before meeting any other point of \mathcal{P} . This illustrates the fact that for every point x in $V_{\mathbb{H}}(p_i)$ there exists a unique sphere S hyperbolically centered at x passing through p_i and enclosing no point of \mathcal{P} .

A simplex σ over \mathcal{P} is an element of $\text{DT}_{\mathbb{H}}(\mathcal{P})$ if and only if it is the dual of a face of $\text{VD}_{\mathbb{H}}(\mathcal{P})$, that is if and only if there exists a point $c \in \mathbb{H}^d$ that is the hyperbolic center of a hyperbolic sphere (i.e., a Euclidean sphere contained in \mathcal{B}) passing through the vertices of σ and enclosing no point of \mathcal{P} in its open interior ball. An example, drawn with our implementation (see Section 6), is shown on Figure 5.

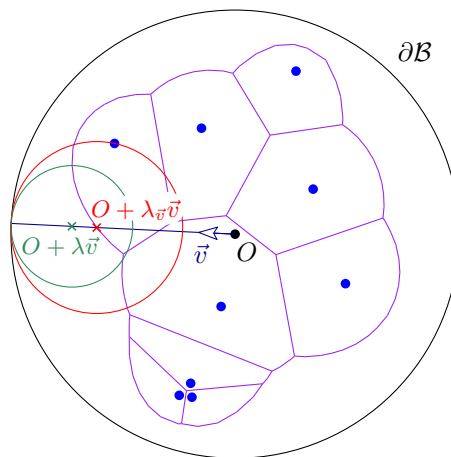


Figure 6: For the proof of Proposition 3.

The correspondence between $VD_{\mathbb{H}}(\mathcal{P})$ and $VD_{\mathbb{E}}(\mathcal{P})$ can be seen as follows, using the central projection ψ_{Π} (see Section 3). Let $f_{\mathbb{E}}$ be a k -face of $VD_{\mathbb{E}}(\mathcal{P})$, i.e., the set of Euclidean centers of empty spheres passing through a subset \mathcal{P}_f of $d+1-k$ points of \mathcal{P} . By Proposition 1, $f_{\mathbb{E}}$ is the vertical projection of a k -face f_U of $U_{\mathcal{P}}$. Let $c_{\mathbb{E}}$ be a point of $f_{\mathbb{E}}$, i.e., the Euclidean center of an empty sphere $S \subset \mathbb{E}^d$ passing through \mathcal{P}_f . If S is contained in \mathcal{B} , the point obtained by centrally projecting $\phi(S) \in f_U$ to Π from $\phi(\mathcal{H}_{\infty})$ is $\psi_{\Pi}(\phi(S))$, which projects vertically onto the hyperbolic center $c_{\mathbb{H}}$ of S . This can be summarized as:

Proposition 2 ([22]). *The hyperbolic Voronoi diagram $VD_{\mathbb{H}}(\mathcal{P})$ can be obtained by centrally projecting from $\phi(\mathcal{H}_{\infty})$ the part of the polyhedron $U_{\mathcal{P}}$ lying in C_{Π} to the paraboloid Π , and projecting the result vertically onto \mathbb{E}^d .*

As a consequence, $DT_{\mathbb{H}}(\mathcal{P})$ is a subcomplex of $DT_{\mathbb{E}}(\mathcal{P})$. A face f of $DT_{\mathbb{E}}(\mathcal{P})$ belongs to $DT_{\mathbb{H}}(\mathcal{P})$ if and only if at least one empty ball passing through the vertices of f is included in \mathcal{B} .

Note that some k -simplices in the hyperbolic Delaunay complex may have no $(k+1)$ -simplices in the complex incident to them (this is the case for a few edges in Figure 5). This is the reason why we don't call $DT_{\mathbb{H}}(\mathcal{P})$ a triangulation. $DT_{\mathbb{H}}(\mathcal{P})$ is still a simplicial complex.

$DT_{\mathbb{H}}(\mathcal{P})$ has interesting properties: it is connected and has no loops, cavities, or holes in any dimension. This is formally stated as follows:

Proposition 3. *The Delaunay complex $DT_{\mathbb{H}}(\mathcal{P})$ has trivial homology.*

Proof. We consider $VD_{\mathbb{E}}(\mathcal{P} \cup \partial\mathcal{B})$, the Euclidean Voronoi diagram where we add the sphere $\partial\mathcal{B}$, the boundary of the unit ball \mathcal{B} , to the set of sites (see Figure 6). Such a Voronoi diagram of spheres (and points) is also known as additively weighted Voronoi diagram or Apollonius diagram [34]. Let \vec{v} be a unit vector in \mathbb{E}^d , and let us consider the set of points $\{O + \lambda\vec{v}, \lambda \in [0, 1]\}$ going from the origin to $\partial\mathcal{B}$. It is clear that for $\lambda = 0$ the nearest Euclidean neighbor of $O + \lambda\vec{v}$ is a point in \mathcal{P} (provided that $\mathcal{P} \neq \emptyset$), and for $\lambda = 1$ the nearest Euclidean neighbor is $\partial\mathcal{B}$. Let us define $\lambda_{\vec{v}}$ to be the smallest value such that one of

the nearest Euclidean neighbors is $\partial\mathcal{B}$, then for any $\lambda > \lambda_{\vec{v}}$ the nearest neighbor is also $\partial\mathcal{B}$: indeed the sphere of center $O + \lambda\vec{v}$ tangent to $\partial\mathcal{B}$ lies inside the sphere of center $O + \lambda_{\vec{v}}\vec{v}$ tangent to $\partial\mathcal{B}$. In other words, the union of the Voronoi cells of all sites in \mathcal{P} in $\text{VD}_{\mathbb{E}}(\mathcal{P} \cup \partial\mathcal{B})$ is star-shaped from O , thus it has trivial homology type.

The nerve of this union of Voronoi cells is defined as the set of simplices defined by sites whose Voronoi cells have non empty intersection. This is clearly a subcomplex of the Delaunay triangulation $\text{DT}_{\mathbb{E}}(\mathcal{P})$. It is actually exactly $\text{DT}_{\mathbb{H}}(\mathcal{P})$, since adding $\partial\mathcal{B}$ (i.e., \mathcal{H}_{∞}) to the set of sites in \mathbb{E}^d or considering $\text{VD}_{\mathbb{H}}(\mathcal{P})$ are just two ways of removing the Delaunay simplices whose Delaunay balls intersect $\partial\mathcal{B}$. By standard results [11], this union of Voronoi cells has the same homology type as its nerve $\text{DT}_{\mathbb{H}}(\mathcal{P})$, so, $\text{DT}_{\mathbb{H}}(\mathcal{P})$ has trivial homology type. \square

From Proposition 2, the computation of $\text{DT}_{\mathbb{H}}(\mathcal{P})$ consists of the following two steps:

- Compute the Euclidean Delaunay triangulation $\text{DT}_{\mathbb{E}}(\mathcal{P})$,
- Extract from $\text{DT}_{\mathbb{E}}(\mathcal{P})$ the simplices that also belong to $\text{DT}_{\mathbb{H}}(\mathcal{P})$.

The rest of this section is devoted to showing how this extraction step can be performed. We first describe variants of this general scheme. The predicate that tests whether a given simplex of $\text{DT}_{\mathbb{E}}(\mathcal{P})$ is also in $\text{DT}_{\mathbb{H}}(\mathcal{P})$ is denoted as *is_hyperbolic* and will be detailed in Section 4.2.

4.1 Extracting $\text{DT}_{\mathbb{H}}(\mathcal{P})$ from $\text{DT}_{\mathbb{E}}(\mathcal{P})$: algorithms

We give several variants of the extraction scheme. The basic one closely follows what was just presented. The second is an improvement that allows to test a smaller number of simplices. Both are static, i.e., they first compute the whole Euclidean triangulation before performing the extraction. The third one is dynamic: it allows to add a point and to update the hyperbolic Delaunay complex while the Euclidean Delaunay triangulation is updated.

4.1.1 Basic algorithm

Let us first remark that, if a simplex of $\text{DT}_{\mathbb{E}}(\mathcal{P})$ also belongs to the hyperbolic Delaunay complex $\text{DT}_{\mathbb{H}}(\mathcal{P})$, then all its faces also belong to $\text{DT}_{\mathbb{H}}(\mathcal{P})$. Extracting $\text{DT}_{\mathbb{H}}(\mathcal{P})$ from $\text{DT}_{\mathbb{E}}(\mathcal{P})$ can be done by examining simplices by decreasing dimensions, starting from d -simplices. The extraction consists in simply marking each k -simplex of $\text{DT}_{\mathbb{E}}(\mathcal{P})$, $k = 1, \dots, d$ as “hyperbolic” or “non-hyperbolic”.

For each dimension k , we maintain a dictionary D_k of simplices to be examined. The dictionary D_d initially contains all d -simplices of $\text{DT}_{\mathbb{E}}(\mathcal{P})$, other dictionaries are empty. The algorithm proceeds by decreasing dimensions, starting at $k = d$. See Figure 7.

The hyperbolic diagram can be computed within the same time bounds as the Euclidean diagram [17]:

Proposition 4. *The hyperbolic Delaunay complex of n points in the Poincaré ball model \mathbb{H}^d can be computed in time $\Theta(n \log n + n^{\lceil d/2 \rceil})$.*

```

For each  $k, d \geq k \geq 1$ ;
  while  $D_k \neq \emptyset$ , pop a  $k$ -simplex  $\sigma$  of  $DT_{\mathbb{E}}(\mathcal{P})$  out of  $D_k$ ;
    If  $\sigma$  is marked already, don't do anything;
    If  $\sigma$  is not marked yet, test whether  $\sigma$  is a simplex of  $DT_{\mathbb{H}}(\mathcal{P})$ ;
      If yes, we mark  $\sigma$  as "hyperbolic",
        as well as all its faces of all dimension  $i, i$  from  $k - 1$  down to 1;
      If not, we mark  $\sigma$  as "non-hyperbolic";
        its  $(k - 1)$ -faces are inserted into  $D_{k-1}$ ;
    end while;
end for.

```

Figure 7: Basic extraction algorithm.

Proof. We anticipate Section 4.2, in which it will be clear that predicate *is_hyperbolic*, called on a k -simplex σ , can be evaluated in time proportional to the number m_σ of $(k + 1)$ -simplices of $DT_{\mathbb{E}}(\mathcal{P})$ incident to σ . The sum of m_σ , for all faces σ of $DT_{\mathbb{E}}(\mathcal{P})$, is proportional to the size of $DT_{\mathbb{E}}(\mathcal{P})$. So, the evaluations of predicate *is_hyperbolic* are dominated by the computation of $DT_{\mathbb{E}}(\mathcal{P})$.

The lower bound can be derived from the Euclidean one using a set of points on a moment curve, scaled to be close to the center of the Poincaré disk so that all simplices are hyperbolic. \square

4.1.2 Improved extraction scheme

The improved scheme that we present in this section does not reduce the theoretical complexity given in Proposition 4, but it does reduce the total amount of work. In fact, the running time of the extraction of $DT_{\mathbb{H}}(\mathcal{P})$ from $DT_{\mathbb{E}}(\mathcal{P})$ is a function of the number of simplices that are not in the result, i.e., a function of the size of $DT_{\mathbb{E}}(\mathcal{P}) \setminus DT_{\mathbb{H}}(\mathcal{P})$.

We consider the Euclidean space \mathbb{E}^d compactified into a d -sphere by the addition of a point at infinity. This point at infinity is added to the set of vertices of $DT_{\mathbb{E}}(\mathcal{P})$, and it is linked to all simplices of the convex hull of \mathcal{P} . This forms infinite simplices, which are added to the Euclidean triangulation. We still denote as $DT_{\mathbb{E}}(\mathcal{P})$ the resulting triangulation, which is now the triangulation of a combinatorial d -sphere.

Proposition 5. *The graph G whose nodes are the d -simplices of $DT_{\mathbb{E}}(\mathcal{P}) \setminus DT_{\mathbb{H}}(\mathcal{P})$ and the infinite d -simplices of $DT_{\mathbb{E}}(\mathcal{P})$, and whose arcs are adjacency relations through non-hyperbolic facets in $DT_{\mathbb{E}}(\mathcal{P})$, is connected.*

Proof. We first remark that the infinite simplices of $DT_{\mathbb{E}}(\mathcal{P})$ form the set of all simplices that are adjacent to the infinite vertex, so their graph is connected.

Let σ be a finite d -simplex of $DT_{\mathbb{E}}(\mathcal{P})$ that is not in $DT_{\mathbb{H}}(\mathcal{P})$. The sphere S_σ circumscribing σ intersects \mathcal{H}_∞ . More precisely, among the d spherical caps on S_σ that are limited by the supporting (Euclidean) hyperplanes of the facets of σ and that do not contain any vertex of σ , at least one cap intersects \mathcal{H}_∞ . If there are several such caps, we choose one

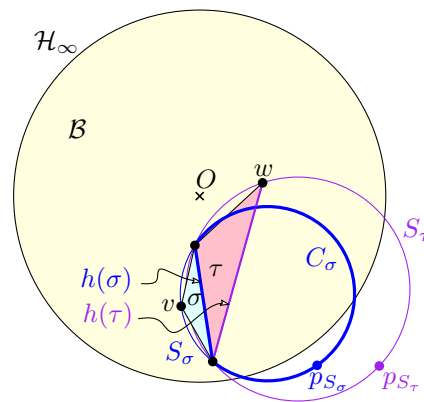


Figure 8: Proof of Prop 5.

that contains the point p_{S_σ} of S_σ that is the farthest to O .

Let us call C_σ such a cap and $h(\sigma)$ the corresponding facet of σ (see Figure 8). Any sphere S' passing through the vertices of $h(\sigma)$ either encloses the vertex v of σ opposite to $h(\sigma)$, or it encloses C_σ . In the latter case, S' intersects \mathcal{H}_∞ , thus the $(d-1)$ -simplex $h(\sigma)$ does not belong to $\text{DT}_{\mathbb{H}}(\mathcal{P})$, and S' encloses p_{S_σ} , thus its point $p_{S'}$ farthest to O is such that $\|Op_{S'}\| > \|Op_{S_\sigma}\|$.

Let τ be the neighbor of σ through $h(\sigma)$ in $\text{DT}_{\mathbb{E}}(\mathcal{P})$ and w the vertex of τ that is not in $h(\sigma)$. Observe that $\tau \notin \text{DT}_{\mathbb{H}}(\mathcal{P})$; otherwise $h(\sigma)$ would have been in $\text{DT}_{\mathbb{H}}(\mathcal{P})$ since $h(\sigma)$ is a face of τ . Then, observe that $\|Op_{S_\tau}\| > \|Op_{S_\sigma}\|$. A path of d -simplices can be constructed in graph G , using adjacency relations, starting at σ and ending at an infinite simplex, by choosing at each step the adjacent simplex through $h(\sigma)$. This path traverses only simplices of $\text{DT}_{\mathbb{E}}(\mathcal{P}) \setminus \text{DT}_{\mathbb{H}}(\mathcal{P})$. \square

Corollary 6. *If $d = 2$, there is a bijection h between non-hyperbolic triangles and non-hyperbolic edges.*

Proof. In dimension 2, the definition of $h(\sigma)$ appearing in the proof of Proposition 5 does not involve any choice of a good spherical cap, since in two dimensions the three caps are disjoint and only one intersects \mathcal{H}_∞ . Let us prove that any edge $e \in \text{DT}_{\mathbb{E}}(\mathcal{P}) \setminus \text{DT}_{\mathbb{H}}(\mathcal{P})$ is the image by h of a unique triangle σ . Let S be the boundary of an empty disk circumscribing e . S intersects \mathcal{H}_∞ , otherwise $e \in \text{DT}_{\mathbb{H}}(\mathcal{P})$. Then we consider circles of the pencil of circles passing through the vertices of e , starting from S , and going in the direction that decreases the intersection with \mathcal{H}_∞ , until the circle contains a vertex v of \mathcal{P} . Vertex v and edge e form the Euclidean Delaunay triangle σ such that $h(\sigma) = e$. \square

The improved version of the extraction algorithm consists in “digging” $\text{DT}_{\mathbb{E}}(\mathcal{P})$, using Proposition 5: it starts from the infinite d -simplices of $\text{DT}_{\mathbb{E}}(\mathcal{P})$, and recursively traverses G using adjacency relations. The recursive traversal stops digging as soon as it can only reach d -simplices on which *is_hyperbolic* is true. During the traversal, faces of all d -simplices of G are tested against *is_hyperbolic* and marked accordingly as in the basic algorithm.

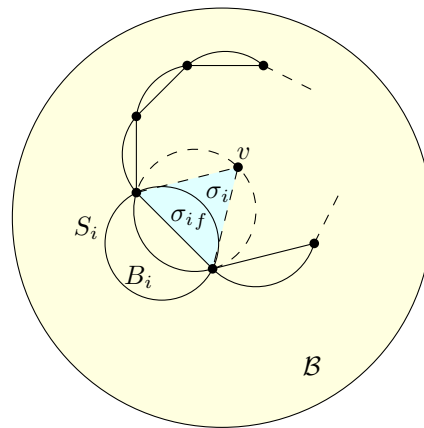


Figure 9: Proof of Lemma 7.

Compared to the basic algorithm, we avoid testing all hyperbolic d -simplices that have only hyperbolic neighbors, as well as their faces of all dimensions.

4.1.3 Dynamic variant

Let us quickly recall the following definitions: The *star* $St_X(v)$ of a vertex v in a simplicial complex X is defined to be the subcomplex consisting of all cofaces of v , ie., all the simplices of X that contain v and their faces. The *link* $Lk_X(v)$ of v is the subcomplex of X consisting of all faces of $St_X(v)$ that do not contain v .

Lemma 7. *If all the $(d-1)$ -simplices of $Lk_{DT_{\mathbb{E}}(\mathcal{P})}(v)$ belong to $DT_{\mathbb{H}}(\mathcal{P})$, then $St_{DT_{\mathbb{E}}(\mathcal{P})}(v)$ is a subcomplex of $DT_{\mathbb{H}}(\mathcal{P})$.*

Proof. Let $\sigma_0, \sigma_1, \dots, \sigma_{m-1}$ be the d -simplices in $St_{DT_{\mathbb{E}}(\mathcal{P})}(v)$, and $\sigma_{if}, 0 \leq i < m$ be the facet of σ_i opposite to v . The hypothesis means that there is an empty ball B_i included in \mathcal{B} whose boundary S_i passes through the vertices of σ_{if} (See Figure 9). The circumscribing ball of each $\sigma_j, 0 \leq j < m$, is included in the union $\cup_{i=0}^{m-1} (B_i \cup \sigma_i)$, so, it is also included in \mathcal{B} . This lemma can alternatively be seen as a corollary of Proposition 5. \square

This variant consists in using a dynamic algorithm, allowing the Euclidean Delaunay triangulation to be updated at each insertion of a new point. At the same time, we can update the hyperbolic complex in an efficient way, by updating the marks “hyperbolic” or “non-hyperbolic”. Let p be the i^{th} point, and \mathcal{P}_{i-1} be the set of $i-1$ points inserted before. The insertion of p removes a set of d -simplices from $DT_{\mathbb{E}}(\mathcal{P}_{i-1})$, whose union forms a topological ball, and whose boundary is the link of p in $DT_{\mathbb{E}}(\mathcal{P}_{i-1} \cup \{p\})$. These simplices are replaced by simplices of the star of p in $DT_{\mathbb{E}}(\mathcal{P}_{i-1} \cup \{p\})$. Let us consider the set Σ of d -simplices of $DT_{\mathbb{E}}(\mathcal{P}_{i-1} \cup \{p\})$ that lie outside this topological ball and that are adjacent through a facet to some d -simplex in this star.

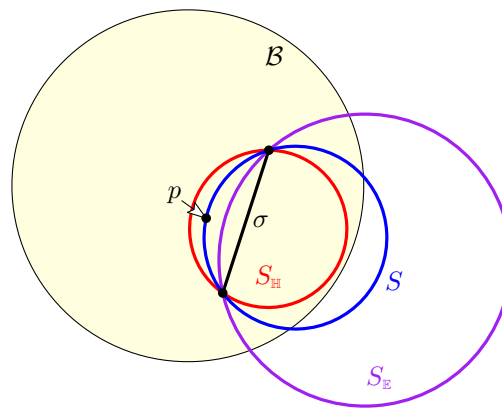


Figure 10: Proof of Lemma 8.

- If, for all d -simplices $\sigma \in \Sigma$, σ is an element of $DT_{\mathbb{H}}(\mathcal{P}_{i-1})$, ie., if it is marked as hyperbolic in $DT_{\mathbb{E}}(\mathcal{P}_{i-1})$, then all simplices in the link of p are hyperbolic, since they are facets of hyperbolic simplices. So, by Lemma 7, all new simplices of $DT_{\mathbb{E}}(\mathcal{P}_{i-1} \cup \{p\})$ created by the insertion of p are in $DT_{\mathbb{H}}(\mathcal{P}_{i-1} \cup \{p\})$. In such a good case, there is no need to run *is_hyperbolic* on any simplex.
- Otherwise, we check new simplices and their faces with *is_hyperbolic*, starting from d -simplices and going down in dimensions, as in the basic algorithm. Faces of new simplices must be checked, even if they are not new, since their mark may need to be updated.

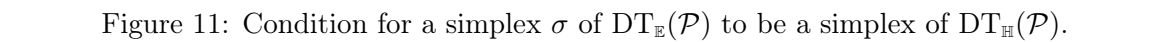
To show the correctness of this algorithm, it remains to show the following:

Lemma 8. *A k -simplex σ that was in $DT_{\mathbb{H}}(\mathcal{P}_{i-1})$ and stays in $DT_{\mathbb{E}}(\mathcal{P}_{i-1} \cup \{p\})$ can become non-hyperbolic after the insertion of p only if σ is in the link of p in $DT_{\mathbb{E}}(\mathcal{P}_{i-1} \cup \{p\})$.*

Proof. Let σ be a k -simplex of $DT_{\mathbb{H}}(\mathcal{P}_{i-1})$ that stays in $DT_{\mathbb{E}}(\mathcal{P}_{i-1} \cup \{p\})$. Let us assume that σ does not belong to $DT_{\mathbb{H}}(\mathcal{P}_{i-1} \cup \{p\})$. Then there was at least one empty sphere $S_{\mathbb{H}}$ passing through the vertices of σ and included in \mathcal{B} before p was inserted, and there is no such sphere any more afterwards. So, $S_{\mathbb{H}}$ encloses p in its open interior ball (see Figure 10). The simplex σ stays in $DT_{\mathbb{E}}(\mathcal{P}_{i-1} \cup \{p\})$, so there is at least one empty sphere $S_{\mathbb{E}}$ (not containing any point of $\mathcal{P}_{i-1} \cup \{p\}$) passing through the vertices of σ .

Let us consider the pencil of spheres generated by $S_{\mathbb{H}}$ and $S_{\mathbb{E}}$. There is a sphere in this pencil that passes through p . This sphere S is included in the union of the two balls interior to $S_{\mathbb{H}}$ and $S_{\mathbb{E}}$, so, it is empty. S passes through all the vertices of $\sigma \cup \{p\}$. So, $\sigma \cup \{p\}$ is a $(k+1)$ -simplex in $DT_{\mathbb{E}}(\mathcal{P}_{i-1} \cup \{p\})$, and σ is an element of the link of p in this triangulation. \square

Therefore, simplices outside the link of p in $DT_{\mathbb{E}}(\mathcal{P}_{i-1} \cup \{p\})$ don't need to be tested.



Proposition 9. *The dynamic variant has optimal randomized worst-case time complexity $O\left(n^{\lceil \frac{d}{2} \rceil} + n \log n\right)$ and space complexity $O\left(n^{\lceil \frac{d}{2} \rceil}\right)$.*

Let us now explain the test *is_hyperbolic*, which checks whether a simplex of $\text{DT}_{\mathbb{E}}(\mathcal{P})$ is in $\text{DT}_{\mathbb{H}}(\mathcal{P})$. This predicate has no degenerate case: as mentioned in Section 3, hyperbolic spheres are Euclidean spheres contained in the *open* ball \mathcal{B} . The only candidate for a degenerate case would be the limit case when the only empty sphere passing through the vertices of a given simplex is *tangent* to $\partial\mathcal{B} = \mathcal{H}_{\infty}$. Then the simplex is just not hyperbolic, and the case is in fact not degenerate.

For a general dimension $k \leq d$, recall that u_σ is the $(d-k)$ -face of $U_{\mathcal{P}}$ corresponding to the dual of σ . The discussion at the end of Section 3 straightforwardly shows that the following conditions are equivalent (see Figure 11):

1. the k -simplex $\sigma \in \text{DT}_{\mathbb{E}}(\mathcal{P})$ is a simplex of $\text{DT}_{\mathbb{H}}(\mathcal{P})$
2. u_σ intersects C
3. $\psi_\Pi(u_\sigma) \neq \emptyset$ and $\psi_\Pi(u_\sigma) \not\subset \pi_\infty$
4. $\psi_{\pi_\infty}(u_\sigma)$ intersects the open unit d -ball \mathcal{B}_{π_∞} of π_∞ .

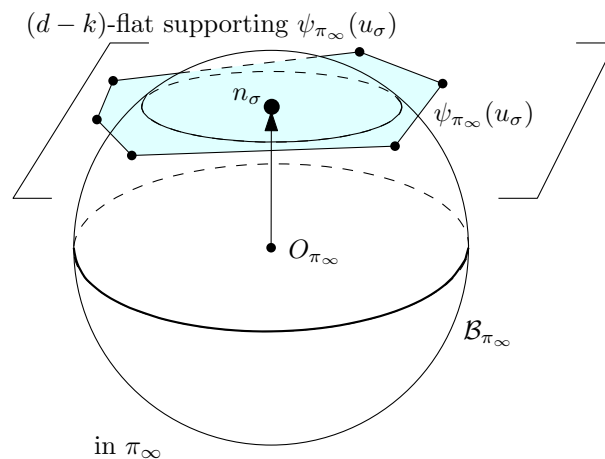


Figure 12: The central projection of u_σ on π_∞ intersects the open unit d -ball \mathcal{B}_{π_∞} in π_∞ .

If σ is a k -simplex of $\text{DT}_{\mathbb{H}}(\mathcal{P})$ whose incident $(k+1)$ -simplices do not belong to $\text{DT}_{\mathbb{H}}(\mathcal{P})$, the central projection $\psi_{\pi_\infty}(u_\sigma)$ of u_σ onto π_∞ is a convex $(d-k)$ -polyhedron whose facets lie outside the unit d -ball \mathcal{B}_{π_∞} in π_∞ (see Figure 12). The polyhedron $\psi_{\pi_\infty}(u_\sigma)$ intersects \mathcal{B}_{π_∞} , but its boundary does not intersect \mathcal{B}_{π_∞} , so, the whole intersection of the supporting flat of $\psi_{\pi_\infty}(u_\sigma)$ with \mathcal{B}_{π_∞} is contained in $\psi_{\pi_\infty}(u_\sigma)$. So, it is sufficient to test an arbitrary point in the intersection of the supporting flat and the ball \mathcal{B}_{π_∞} . In hyperplane π_∞ , let n_σ be the point of the supporting $(d-k)$ -flat of $\psi_{\pi_\infty}(u_\sigma)$ that is the nearest to the origin O_{π_∞} of \mathcal{B}_{π_∞} . Predicate *is_hyperbolic* will check whether $\psi_{\pi_\infty}(u_\sigma)$ intersects \mathcal{B}_{π_∞} , i.e., *is_hyperbolic*(σ) is true, if and only if n_σ is contained in both the convex polyhedron $\psi_{\pi_\infty}(u_\sigma)$ and the ball \mathcal{B}_{π_∞} .

This can be done in time proportional to the size of polyhedron $\psi_{\pi_\infty}(u_\sigma)$, i.e., the number of its faces of all dimensions.

5 Geometric proofs for arithmetic requirements

In this section we first recall how the Euclidean Delaunay triangulation $\text{DT}_{\mathbb{E}}(\mathcal{P})$ can be computed only using rational computations. Then we show in Section 5.2 that extracting the hyperbolic Delaunay complex $\text{DT}_{\mathbb{H}}(\mathcal{P})$ from $\text{DT}_{\mathbb{E}}(\mathcal{P})$ can also be performed only using rational computations. In Sections 5.3 and 5.4, we consider the geometric embeddings of $\text{DT}_{\mathbb{H}}(\mathcal{P})$ and $\text{VD}_{\mathbb{H}}(\mathcal{P})$ in the Poincaré ball model.

We assume that the coordinates (x_0, \dots, x_{d-1}) of each point x of \mathcal{P} are rational.

5.1 Computing $\text{DT}_{\mathbb{E}}(\mathcal{P})$

This section quickly recalls some basic facts, the details for which can be found in the literature. Many standard algorithms have been proposed to compute $\text{DT}_{\mathbb{E}}(\mathcal{P})$. The CGAL library [16] offers an efficient implementation in 2D and 3D, based on the incremental construction first proposed by Bowyer [12] and Watson [43]. Several options are proposed for

point location, using either a walking strategy [24] or a hierarchical data structure [21].

The robustness of the implementation against arithmetic issues is ensured by following the exact geometric paradigm [45]. The computation of the combinatorial structure underlying $\text{DT}_{\mathbb{E}}(\mathcal{P})$ only relies on the evaluation of two predicates.

The predicate $\text{orientation}(p_0, p_1, \dots, p_d)$ decides the orientation of $d + 1$ points, and boils down to the sign of the determinant:

$$\begin{vmatrix} p_{0_0} & p_{0_1} & \cdots & p_{0_{d-1}} & 1 \\ p_{1_0} & p_{1_1} & \cdots & p_{1_{d-1}} & 1 \\ \vdots & \vdots & \vdots & \vdots & \vdots \\ p_{d_0} & p_{d_1} & \cdots & p_{d_{d-1}} & 1 \end{vmatrix}.$$

The predicate $\text{in_sphere}(p_0, p_1, \dots, p_d, q)$ decides whether q lies in the open interior ball of the sphere passing through the $d + 1$ first points. If we assume that these $d + 1$ first points are positively oriented, then the predicate is given by the sign of the determinant:

$$\begin{vmatrix} p_{0_0} & p_{0_1} & \cdots & p_{0_{d-1}} & \|p_0\|^2 & 1 \\ p_{1_0} & p_{1_1} & \cdots & p_{1_{d-1}} & \|p_1\|^2 & 1 \\ \vdots & \vdots & \vdots & \vdots & \vdots & \vdots \\ p_{d_0} & p_{d_1} & \cdots & p_{d_{d-1}} & \|p_d\|^2 & 1 \\ q_0 & q_1 & \cdots & q_{d-1} & \|q\|^2 & 1 \end{vmatrix},$$

which is in fact exactly the orientation predicate of $(\phi(p_0), \phi(p_1), \dots, \phi(p_d), \phi(q))$ in the space of spheres.

Only rational operations are needed to evaluate these signs of polynomial expressions. The computation is made both exact and fast by using filtered exact computations [23].

5.2 Extracting $\text{DT}_{\mathbb{H}}(\mathcal{P})$ from $\text{DT}_{\mathbb{E}}(\mathcal{P})$

Lemma 10. *Each rational point of \mathbb{E}^{d+1} is projected by ψ_{π_∞} on π_∞ to a rational point.*

Proof. A point $(c, \chi) \in \mathbb{E}^{d+1}$ is projected to π_∞ following the line through $\phi(\mathcal{H}_\infty)$ to point $(x, 1)$, $x \in \mathbb{E}^d$, such that $x = \frac{2}{1+\chi} \cdot c$. \square

Lemma 11. *The sphere S circumscribing a d -simplex σ whose vertices are rational points is mapped by ϕ to a rational point.*

Proof. $\phi(S) = \bigcap_{p \in \mathcal{P}_\sigma} \phi(p)^*$. Each $\phi(p)^*$ is a rational hyperplane of \mathbb{E}^{d+1} , so, the intersection is rational. \square

Let us remark that a sphere $S \subset \mathbb{E}^d$ has rational Euclidean circumcenter and squared radius if and only if its associated point $\phi(S)$ in the space of spheres has rational coordinates.

The equation of cone C in \mathbb{E}^{d+1} is given as follows

$$(x, \chi) \in C \iff \|x\|^2 - \left(\frac{1+\chi}{2}\right)^2 < 0. \quad (3)$$

Proposition 12. *The evaluation of the `is_hyperbolic` predicate, which tests whether a k -simplex of $DT_{\mathbb{E}}(\mathcal{P})$ belongs to $DT_{\mathbb{H}}(\mathcal{P})$, can be performed using rational computations only.*

Proof. Let σ be a k -simplex in $DT_{\mathbb{E}}(\mathcal{P})$ and $\{\tau_i, 0 \leq i < m\}$ be the collection of its incident $(k+1)$ -simplices in $DT_{\mathbb{E}}(\mathcal{P})$. Then the corresponding $(d-k)$ -face u_{σ} of $U_{\mathcal{P}}$ is given by Equation (2) (see Section 2). Thus, the construction of u_{σ} involves rational computations only. As shown by Lemma 10, the central projection $\psi_{\pi_{\infty}}(u_{\sigma})$ of u_{σ} onto π_{∞} is rational as well.

The projection n_{σ} of the origin $O_{\pi_{\infty}}$ onto the $(d-k)$ -flat $\psi_{\pi_{\infty}}\left(\bigcap_{p \in \mathcal{P}_{\sigma}} \phi(p)^*\right)$ supporting $\psi_{\pi_{\infty}}(u_{\sigma})$, as defined in Section 4.2, is given by the intersection of the normal to this $(d-k)$ -flat passing through $O_{\pi_{\infty}}$ and itself, therefore it is rational.

It remains to say that the test whether n_{σ} lies in the convex polyhedron given by Equation (2) boils down to *orientation* tests, and inclusion in $\mathcal{B}_{\pi_{\infty}}$ reduces to comparing its square distance to $O_{\pi_{\infty}}$ with 1. \square

Altogether, Sections 5.1 and 5.2 show that the combinatorial structure of $DT_{\mathbb{H}}(\mathcal{P})$ can be computed using only rational computations.

5.3 Computing the embedding of $DT_{\mathbb{H}}(\mathcal{P})$ in the Poincaré ball

Let us now focus on the geometric embedding of $DT_{\mathbb{H}}(\mathcal{P})$.

As already mentioned, a hyperplane (i.e., a $(d-1)$ -flat) in \mathbb{H}^d is a portion of a Euclidean d -sphere. We say that the hyperplane is *rational* if the corresponding Euclidean sphere has a rational equation, i.e., if its Euclidean center has rational coordinates and its squared Euclidean radius is rational, or equivalently, if it is mapped by ϕ to a rational point.

A k -flat in \mathbb{H}^d , for $k > 0$, is given by the intersection of $d-k$ hyperplanes. We say that the k -flat is *rational* if all these hyperplanes are rational. Then we inductively define a k -simplex to be *rational* if its supporting k -flat is rational and if its faces of dimensions $0, \dots, k-1$ are rational.

Proposition 13. *In the Poincaré ball model, the geometric embedding of the hyperplane supporting any facet with rational vertices of $DT_{\mathbb{H}}(\mathcal{P})$ is rational.*

Proof. A facet of $DT_{\mathbb{H}}(\mathcal{P})$ is a $(d-1)$ -simplex supported by the hyperplane containing its vertices p_0, p_1, \dots, p_{d-1} . This hyperplane is embedded in the Poincaré ball model as the Euclidean sphere S that passes through the p_i 's and that is orthogonal to \mathcal{H}_{∞} , i.e.,

$$\phi(S) = \bigcap_{0 \leq i < d-1} \phi(p_i)^* \cap \pi_{\infty}.$$

It is the intersection of hyperplanes of \mathbb{E}^{d+1} , which are all rational. \square

Corollary 14. *The embedding of $DT_{\mathbb{H}}(\mathcal{P})$ is rational.*

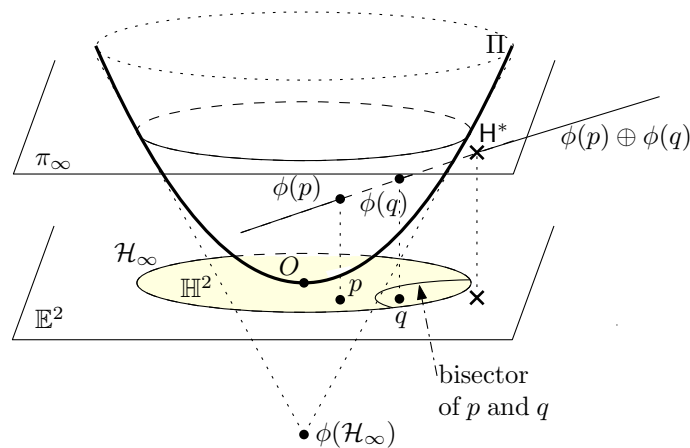


Figure 13: H^* is the image by ϕ of the bisector of p and q in \mathbb{H}^2 .

Proof. By hypothesis on \mathcal{P} , each vertex of $\text{DT}_{\mathbb{H}}(\mathcal{P})$ has rational coordinates. Each edge (1-simplex) of $\text{DT}_{\mathbb{H}}(\mathcal{P})$ is supported by the intersection of $d - 1$ hyperplanes, and its endpoints are rational vertices. The edge will be rational if and only if all hyperplanes are rational. In the same way, a k -simplex $\text{DT}_{\mathbb{H}}(\mathcal{P})$, for any $k > 0$, will be rational if and only if all $d - k$ hyperplanes defining its supporting flat are rational. All considered hyperplanes are rational from Proposition 13, which concludes the proof. \square

5.4 Computing the embedding of $\text{VD}_{\mathbb{H}}(\mathcal{P})$ in the Poincaré ball

Let us move on to the geometrical embedding of the hyperbolic Voronoi diagram $\text{VD}_{\mathbb{H}}(\mathcal{P})$.

Proposition 15. *The bisector of two rational points of \mathcal{P} is a hyperbolic hyperplane whose equation in \mathbb{E}^d is rational.*

Proof. Let p and q be two points of \mathcal{P} . In the space of spheres, we are going to construct their hyperbolic bisector as the locus of hyperbolic centers of spheres passing through both of them.

The intersection $\phi(p)^* \cap \phi(q)^*$ is the $(d - 1)$ -flat in the space of spheres \mathbb{E}^{d+1} that represents all spheres of \mathbb{E}^d passing through p and q . By the construction explained earlier for hyperbolic centers, $\psi_{\Pi}(\phi(p)^* \cap \phi(q)^*)$ is the image by ϕ of the set of all centers of these spheres. By definition of ψ_{Π} , it is the intersection of the hyperplane $H = (\phi(p)^* \cap \phi(q)^*) \oplus \phi(\mathcal{H}_{\infty})$ with Π .

The polar of this hyperplane is the point $H^* = (\phi(p) \oplus \phi(q)) \cap \pi_{\infty}$, using Equation (1). Consequently, $H \cap \Pi$ is the image by ϕ of a sphere in \mathbb{E}^d , which is the set of centers of spheres through p and q . All steps in the construction involve only rational computations. Figure 13 illustrates it for $d = 2$. \square

Since a k -face in $\text{VD}_{\mathbb{H}}(\mathcal{P})$ is the bisector of k points of \mathcal{P} , it is the intersection of $k - 1$ rational hyperplanes, we deduce that

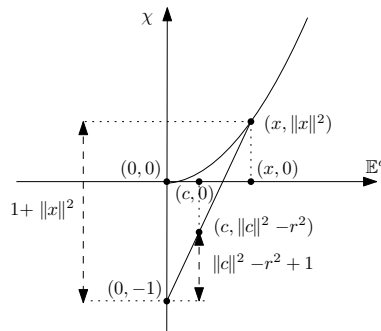


Figure 14: Computation of the hyperbolic center x of a sphere (c, r) .

Corollary 16. *The bisector of k rational points, for $2 \leq k \leq d$, is a hyperbolic $(d-k+1)$ -flat whose equation is rational.*

For $k = d + 1$, this means that the equation of a Voronoi vertex, seen as a Euclidean 0-sphere, is rational. However:

Proposition 17. *The coordinates of a hyperbolic Voronoi vertex are algebraic numbers of degree 2.*

Proof. There are at least two ways of seeing this result. One is to consider a hyperbolic Voronoi vertex as the intersection of d hyperplanes in \mathbb{H}^d , i.e., d Euclidean spheres S_0, \dots, S_{d-1} . This is also the intersection of S_0 with the $d - 1$ radical hyperplanes of S_0 and S_i , $1 \leq i < d$. Each radical hyperplane is rational, since its equation is obtained as the difference of the equations of the two corresponding spheres. The Voronoi vertex is the intersection point between a sphere and a line that lies in \mathcal{B} , which shows the result.

A direct construction of the hyperbolic center x of a sphere of Euclidean center c and radius r , using ψ_Π (see Figures 4 and 14), shows that $\|x\|$ is the smallest solution of $\|x\| = \frac{1+\|x\|^2}{1+c^2-r^2} \cdot \|c\|$, then, $x = \frac{1+\|x\|^2}{1+c^2-r^2} \cdot c$. \square

The intersection of a bisector of dimension k and \mathcal{H}_∞ is a rational sphere. For $k = 1$, the intersection is a Euclidean 0-sphere on \mathcal{H}_∞ ; although the equation of this 0-sphere is rational, the two points of the sphere have coordinates which are algebraic numbers of degree 2. To show this, it suffices to repeat the proof of Proposition 17 considering a point at infinity as the intersection of the sphere \mathcal{H}_∞ and $d - 1$ Euclidean spheres.

6 Implementation in \mathbb{H}^2

The construction of the Delaunay complex and the Voronoi diagram in \mathbb{H}^2 was implemented using CGAL [16]. The implementation will soon be submitted for future integration in CGAL. In this section, we detail the computations used, and give some benchmarks.

6.1 Software design

The CGAL library provides a package to compute the Delaunay triangulation and the Voronoi diagram in \mathbb{E}^2 [46] (a general presentation of the CGAL design can be found in [30]). The main class of the algorithm computing the Delaunay triangulation of \mathbb{E}^2 is `CGAL::Delaunay_triangulation_2<Gt, Tds>`. This class has two template parameters `Gt`, providing basic geometric computations such as `Orientation_2` predicate, and `Tds`, which handles the storage of the vertices and triangles with their neighboring relations.

To implement the Delaunay complex in \mathbb{H}^2 , we design three new classes:

`Delaunay_hyperbolic_triangulation_2<Gt, Tds>`

Our main class is derived from `CGAL::Delaunay_triangulation_2<Gt, Tds>`. It overrides the function `void insert(InputIterator first, InputIterator last)` to first call the Euclidean insertion from the base class and, once all points have been inserted, implement the extracting scheme of Section 4.1.2. It also overrides the function `Vertex_handle insert(const Point&)` to first call the Euclidean insertion of a single vertex from the base class, check if we are enclosed by unmodified non hyperbolic triangles, and, if necessary, verify the hyperbolicity of new edges and triangles (Section 4.1.3).

`Triangulation_hyperbolic_traits_2<Kernel>`

This class enriches a CGAL kernel with the operations needed for hyperbolic geometry: the new predicate `is_hyperbolic`, and all geometric constructions (segments, circumcenters, bisectors, etc) in the hyperbolic plane.

`Triangulation_hyperbolic_face_base_2`

For `Gt` we can use the usual class `CGAL::Triangulation_data_structure_2<Vertex_base, Face_base>`, just adding marks “hyperbolic” and “non-hyperbolic” in the faces. Vertices of $DT_{\mathbb{E}}(\mathcal{P})$ are always in $DT_{\mathbb{H}}(\mathcal{P})$, so, they do not need to be marked. To be able to mark faces, we derive from the default face class `CGAL::Triangulation_face_base_2` a new class `Triangulation_hyperbolic_face_base_2` with additional fields. To mark edges, we use the one-to-one correspondence between edges and faces of $DT_{\mathbb{E}}(\mathcal{P}) \setminus DT_{\mathbb{H}}(\mathcal{P})$ defined in Corollary 6. Since each edge of a face is accessed through the index of the opposite vertex in the face, then it suffices to store also the index of the vertex opposite to the “non-hyperbolic” edge.

6.2 Algebraic and arithmetic aspects

Let us now detail first the computations of predicates that are needed when implementing the algorithm. Then, the constructions, which are necessary only to compute the geometric embeddings of $DT_{\mathbb{H}}(\mathcal{P})$ and $VD_{\mathbb{H}}(\mathcal{P})$, are presented.

6.2.1 Predicates

As already mentioned in Section 5.1, we rely on the CGAL package [46] to exactly compute the Euclidean Delaunay triangulation $DT_{\mathbb{E}}(\mathcal{P})$. The hyperbolic complex $DT_{\mathbb{H}}(\mathcal{P})$ is then extracted from $DT_{\mathbb{E}}(\mathcal{P})$ using the predicate `is_hyperbolic` detailed in Sections 4.2 and 5.2.

This predicate is called on Euclidean Delaunay triangles. Non-hyperbolic edges are deduced from non-hyperbolic triangles using the bijection introduced in Corollary 6.

is *_hyperbolic predicate for a triangle*. Let $pp'p''$ be a triangle of $\text{DT}_{\mathbb{E}}(\mathcal{P})$ and $S_{pp'p''}$ its circumscribing circle. As noticed in Lemma 11, $\phi(S_{pp'p''}) = \phi(p)^* \cap \phi(p')^* \cap \phi(p'')^*$.

The equation of $\phi(p)^*$ is

$$\phi(p)^* : 2p_0x_0 + 2p_1x_1 - \chi = p_0^2 + p_1^2 \quad (4)$$

where (x_0, x_1, χ) is a point of \mathbb{E}^3 .

Solving the linear system $\phi(p)^*, \phi(p')^*, \phi(p'')^*$, we get

$$\phi(S_{pp'p''}) = \frac{1}{\begin{vmatrix} 2p_0 & 2p_1 & -1 \\ 2p'_0 & 2p'_1 & -1 \\ 2p''_0 & 2p''_1 & -1 \end{vmatrix}} \cdot \begin{pmatrix} \begin{vmatrix} p_0^2 + p_1^2 & 2p_1 & -1 \\ p_0'^2 + p_1'^2 & 2p_1' & -1 \\ p_0''^2 + p_1''^2 & 2p_1'' & -1 \end{vmatrix} \\ \begin{vmatrix} 2p_0 & p_0^2 + p_1^2 & -1 \\ 2p'_0 & p_0'^2 + p_1'^2 & -1 \\ 2p''_0 & p_0''^2 + p_1''^2 & -1 \end{vmatrix} \\ \begin{vmatrix} 2p_0 & 2p_1 & p_0^2 + p_1^2 \\ 2p'_0 & 2p'_1 & p_0'^2 + p_1'^2 \\ 2p''_0 & 2p''_1 & p_0''^2 + p_1''^2 \end{vmatrix} \end{pmatrix} \quad (5)$$

Plugging these coordinates in Equation (3) describing the cone C we get that $S_{pp'p''}$ is hyperbolic if

$$\begin{vmatrix} p_0^2 + p_1^2 & p_1 & 1 \\ p_0'^2 + p_1'^2 & p_1' & 1 \\ p_0''^2 + p_1''^2 & p_1'' & 1 \end{vmatrix}^2 + \begin{vmatrix} p_0 & p_0^2 + p_1^2 & 1 \\ p'_0 & p_0'^2 + p_1'^2 & 1 \\ p''_0 & p_0''^2 + p_1''^2 & 1 \end{vmatrix}^2 - \begin{vmatrix} p_0 & p_1 & p_0^2 + p_1^2 - 1 \\ p'_0 & p'_1 & p_0'^2 + p_1'^2 - 1 \\ p''_0 & p''_1 & p_0''^2 + p_1''^2 - 1 \end{vmatrix}^2 < 0$$

Thus we get the following lemma:

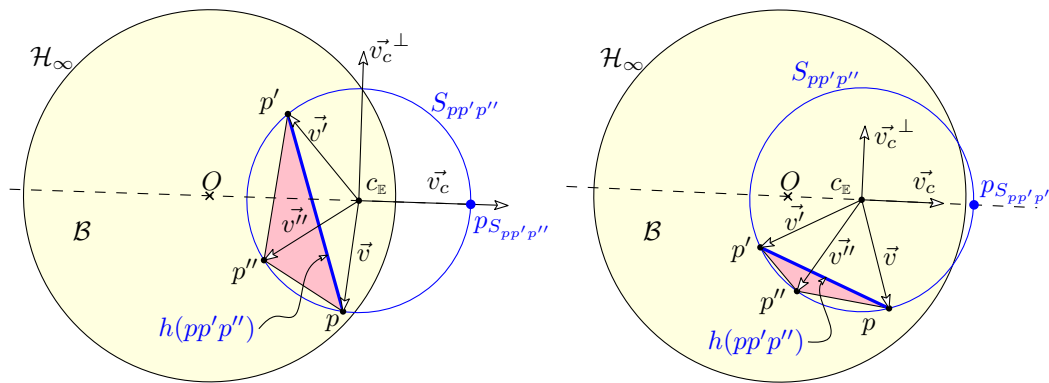
Lemma 18. *In \mathbb{H}^2 , the predicate is *_hyperbolic applied to a triangle can be evaluated as the sign of a polynomial of degree 8 in the coordinates of its vertices.**

is *_hyperbolic predicate for an edge*. Let $pp'p''$ be a triangle of $\text{DT}_{\mathbb{E}}(\mathcal{P}) \setminus \text{DT}_{\mathbb{H}}(\mathcal{P})$ with circumscribing circle $S_{pp'p''}$. The vertices p, p', p'' are given in counterclockwise order. Corollary 6 and Proposition 3 applied to $\text{DT}_{\mathbb{E}}(\{p, p', p''\})$, yield that $h(pp'p'')$ is the unique edge in $\text{DT}_{\mathbb{E}}(\{p, p', p''\}) \setminus \text{DT}_{\mathbb{H}}(\{p, p', p''\})$. Let $c_{\mathbb{E}}$ be the Euclidean center of $S_{pp'p''}$. We define the vectors $\vec{v} = p - c_{\mathbb{E}}$, $\vec{v}' = p' - c_{\mathbb{E}}$, $\vec{v}'' = p'' - c_{\mathbb{E}}$, which verify $\|\vec{v}\| = \|\vec{v}'\| = \|\vec{v}''\|$ and $\vec{v}, \vec{v}', \vec{v}''$ are in counterclockwise order.

Let us define $\vec{v}_c = \overrightarrow{Oc_{\mathbb{E}}}$. The vectors $\vec{v}, \vec{v}', \vec{v}''$ split the circle $S_{pp'p''}$ into three (2D) spherical caps. The ray of origin $c_{\mathbb{E}}$ and direction \vec{v}_c intersects $S_{pp'p''}$ in $ps_{pp'p''}$, which lies in one of these three caps, and outside \mathcal{B} . The cap that contains $ps_{pp'p''}$ is supported by $h(pp'p'')$ and can be uniquely determined by the two vectors from $\vec{v}, \vec{v}', \vec{v}''$ that define a wedge in counterclockwise order containing \vec{v}_c (see Figure 15).

The computation of $h(pp'p'')$ boils down to computing $\text{Counterclockwise}(\vec{v}, \vec{v}_c, \vec{v}')$, $\text{Counterclockwise}(\vec{v}', \vec{v}_c, \vec{v}'')$, and $\text{Counterclockwise}(\vec{v}'', \vec{v}_c, \vec{v})$, where $\text{Counterclockwise}(\vec{w}, \vec{v}_c, \vec{w}')$ tests whether the three vectors \vec{w}, \vec{v}_c , and \vec{w}' are in counterclockwise order.²

²Degeneracies in the *Counterclockwise* test cannot occur since they would correspond either to equality of two points of $\{p, p', p''\} \subset \mathcal{B}$ or equality of one of these points to $ps_{pp'p''} \notin \mathcal{B}$.

Figure 15: Determining the edge $h(pp'p'')$.

It remains to detail the computation of $\text{Counterclockwise}(\vec{w}, \vec{v}_c, \vec{w}')$, where $\|\vec{w}\| = \|\vec{w}'\|$ (notice that $\|\vec{v}_c\|$ has no reason to be equal to $\|\vec{w}\|$). Let \vec{v}_c^\perp be the vector obtained by rotating \vec{v}_c by $\frac{\pi}{2}$. If $\text{sign}(\vec{w} \cdot \vec{v}_c^\perp) = -\text{sign}(\vec{w}' \cdot \vec{v}_c^\perp) = -1$ (which holds e.g. for \vec{v} and \vec{v}' in Figure 15-left) then $\text{Counterclockwise}(\vec{w}, \vec{v}_c, \vec{w}')$ is true. If $\text{sign}(\vec{w} \cdot \vec{v}_c^\perp) = \text{sign}(\vec{w}' \cdot \vec{v}_c^\perp) = -1$ (see Figure 15-right) then $\text{Counterclockwise}(\vec{w}, \vec{v}_c, \vec{w}')$ is equal to $\text{Orientation}(\vec{w}, \vec{v}_c, \vec{w}')$. Other cases are symmetric.

From Equation (5),

$$c_E = \frac{1}{\begin{vmatrix} 2p_0 & 2p_1 & -1 \\ 2p'_0 & 2p'_1 & -1 \\ 2p''_0 & 2p''_1 & -1 \end{vmatrix}} \left(\begin{vmatrix} p_0^2 + p_1^2 & 2p_1 & -1 \\ p_0'^2 + p_1'^2 & 2p'_1 & -1 \\ p_0''^2 + p_1''^2 & 2p''_1 & -1 \end{vmatrix}, \begin{vmatrix} 2p_0 & p_0^2 + p_1^2 & -1 \\ 2p'_0 & p_0'^2 + p_1'^2 & -1 \\ 2p''_0 & p_0''^2 + p_1''^2 & -1 \end{vmatrix} \right).$$

So, the coordinates of \vec{v} , \vec{v}' , \vec{v}'' , and \vec{v}_c are rational fractions with numerators of degree 3 and a common denominator of degree 2. Thus the signs of the above scalar products and *Orientation* tests boil down to signs of polynomials of degree 6, and we get the following lemma:

Lemma 19. *The non hyperbolic edge associated to a non hyperbolic triangle by the map h can be determined by the evaluation of the signs of polynomials of degree 6 in the coordinates of its vertices.*

Exact evaluation. We have seen that all predicate evaluations boil down to computing signs of polynomials. As for the CGAL Euclidean Delaunay triangulations (section 5.1), this can be done in a fast and exact way using filtered exact computations, providing an efficient and fully robust implementation.

6.2.2 Constructions

To draw the Delaunay triangulation we need to construct the hyperbolic line through two points, and to draw the Voronoi diagram we need to construct the hyperbolic bisector of two points and the hyperbolic center of the circle through three points.

Hyperbolic line construction. The hyperbolic line through p and p' is supported by the Euclidean circle S such that:

$$\phi(S) = \phi(p)^* \cap \phi(p')^* \cap \pi_\infty = \left(-\frac{\begin{vmatrix} p_1 & p_0^2 + p_1^2 - 1 \\ p'_1 & p_0'^2 + p_1'^2 - 1 \end{vmatrix}}{p'_0 p_1 - p_0 p'_1}, \frac{\begin{vmatrix} p_0 & p_0^2 + p_1^2 - 1 \\ p'_0 & p_0'^2 + p_1'^2 - 1 \end{vmatrix}}{p'_0 p_1 - p_0 p'_1}, 1 \right).$$

Hyperbolic bisector construction. As noticed in the proof of Lemma 15, the hyperbolic bisector of p and p' is supported by the Euclidean circle S such that $\phi(S) = \text{line}(\phi(p), \phi(p')) \cap \pi_\infty$.

$$\begin{aligned} \phi(S) &= \frac{p_0'^2 + p_1'^2}{2(p_0^2 + p_1^2)(p_0'^2 + p_1'^2)} (p_0, p_1, p_0^2 + p_1^2) \\ &\quad + \frac{p_0^2 + p_1^2}{2(p_0^2 + p_1^2)(p_0'^2 + p_1'^2)} (p'_0, p'_1, p_0'^2 + p_1'^2) \end{aligned}$$

Hyperbolic circumcenter construction. As observed in the proof of Proposition 17 the hyperbolic center x of the triangle $pp'p''$ can be computed as $\psi_\Pi(\phi(p)^* \cap \phi(p')^* \cap \phi(p'')^*)$.

Let $\frac{1}{\delta}(\alpha, \beta, \gamma)$ be $\phi(p)^* \cap \phi(p')^* \cap \phi(p'')^*$, we have already computed in Equation 5

$$\begin{aligned} \delta &= \begin{vmatrix} 2p_0 & 2p_1 & -1 \\ 2p'_0 & 2p'_1 & -1 \\ 2p''_0 & 2p''_1 & -1 \end{vmatrix}, \quad \alpha = \begin{vmatrix} p_0^2 + p_1^2 & 2p_1 & -1 \\ p_0'^2 + p_1'^2 & 2p'_1 & -1 \\ p_0''^2 + p_1''^2 & 2p''_1 & -1 \end{vmatrix}, \\ \beta &= \begin{vmatrix} 2p_0 & p_0^2 + p_1^2 & -1 \\ 2p'_0 & p_0'^2 + p_1'^2 & -1 \\ 2p''_0 & p_0''^2 + p_1''^2 & -1 \end{vmatrix}, \quad \gamma = \begin{vmatrix} 2p_0 & 2p_1 & p_0^2 + p_1^2 \\ 2p'_0 & 2p'_1 & p_0'^2 + p_1'^2 \\ 2p''_0 & 2p''_1 & p_0''^2 + p_1''^2 \end{vmatrix} \end{aligned}$$

then let λ be the smallest solution of equation $\lambda^2 + \frac{\gamma - \delta}{\sqrt{\alpha^2 + \beta^2}} \lambda - 1 = 0$, that is

$$\lambda = \frac{\delta - \gamma - \sqrt{(\gamma - \delta)^2 - 4\alpha^2 - 4\beta^2}}{\sqrt{4\alpha^2 + 4\beta^2}}$$

and the hyperbolic center is $x = \frac{1+\lambda^2}{\delta(1+\gamma)}(\alpha, \beta)$.

Evaluation. CGAL provides us with number type `Sqrt_extension` for exact computations on algebraic numbers of degree 2 [31], allowing us to construct in an exact way the hyperbolic center of a circle as well as hyperbolic bisector between two input points. These constructions are rounded only when displaying the hyperbolic Voronoi diagram.

6.3 Experimental results

We ran experiments on point sets \mathcal{P} that are uniformly distributed (up to rounding errors when generating them) both *according to the Euclidean metric* and *according to the hyperbolic metric* in open balls in \mathcal{B} (Figure 16 shows an example with 100 points). Each open ball is centered at the origin of \mathcal{B} with Euclidean radius $1 - \epsilon$. The point sets in the open balls are denoted by `small_sph` for $\epsilon = 10^{-3}$ and by `big_sph` for $\epsilon = 10^{-7}$.

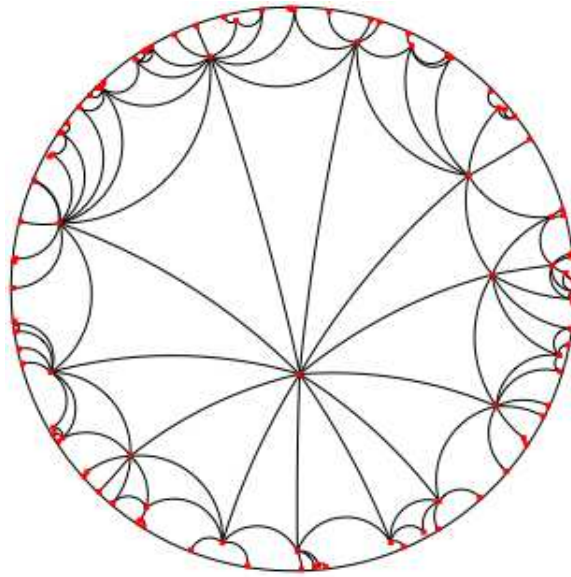


Figure 16: 100 uniformly distributed points according to the hyperbolic metric in an open ball in \mathbb{H}^2 .

We insert all points in \mathcal{P} , and we measure the running times of the computations of $\text{DT}_{\mathbb{E}}(\mathcal{P})$ with the CGAL implementation [46] and of $\text{DT}_{\mathbb{H}}(\mathcal{P})$ with our implementations of the algorithm of Section 4.1.2 and 4.1.3. This allows us to measure the overhead due the static extraction of the Delaunay complex in \mathbb{H}^2 .

The tables for the results are organized as follows. The first column gives the number of input points. The second and the third column give running times in seconds for the computations of $\text{DT}_{\mathbb{E}}(\mathcal{P})$ and $\text{DT}_{\mathbb{H}}(\mathcal{P})$, respectively. The fourth column shows the overhead factor of the computation of $\text{DT}_{\mathbb{H}}(\mathcal{P})$ compared to $\text{DT}_{\mathbb{E}}(\mathcal{P})$. Experiments are conducted on a MacBookPro 2.6 GHz running CGAL 4.0 in release mode, using GCC 4.2. Running times are averaged on 10 trials. For both $\text{DT}_{\mathbb{E}}(\mathcal{P})$ and $\text{DT}_{\mathbb{H}}(\mathcal{P})$, we use `CGAL::Exact_predicates_inexact_constructions_kernel`, which provides filtered exact geometric predicates.

Static variant

As described in Section 4.1.2, we insert all points in \mathcal{P} at once in $\text{DT}_{\mathbb{E}}(\mathcal{P})$ and then traverse the non-hyperbolic tetrahedra to mark them. We measure the overhead due the static extraction of the Delaunay complex in \mathbb{H}^2 .

Results on points uniformly distributed according to the hyperbolic metric:

small_sph	\mathbb{E}^2	\mathbb{H}^2	factor	big_sph	\mathbb{E}^2	\mathbb{H}^2	factor
10^4	0.00805	0.0108	1.34	10^4	0.00745	0.0181	2.43
10^5	0.0867	0.0982	1.13	10^5	0.0833	0.177	2.12
10^6	0.890	0.935	1.05	10^6	0.898	1.068	1.18
10^7	9.61	9.80	1.02	10^7	10.1	10.4	1.02

We observed that, in this distribution, the ratio $(\# \text{ edges in } DT_{\mathbb{E}}(\mathcal{P})) / (\# \text{ edges in } DT_{\mathbb{H}}(\mathcal{P}))$ quickly decreases with the number of vertices. For instance, on **big_sph** with 10^7 points, this ratio is 1.006.

Results on points uniformly distributed according to the Euclidean metric:

small_sph	\mathbb{E}^2	\mathbb{H}^2	factor	big_sph	\mathbb{E}^2	\mathbb{H}^2	factor
10^4	0.00782	0.00854	1.09	10^4	0.00776	0.00837	1.07
10^5	0.0852	0.0875	1.02	10^5	0.0853	0.0870	1.02
10^6	0.882	0.903	1.02	10^6	0.892	0.912	1.02
10^7	9.50	9.60	1.01	10^7	9.58	9.74	1.01

In this distribution in **big_sph** with 10^7 points, the ratio $(\# \text{ edges in } DT_{\mathbb{E}}(\mathcal{P})) / (\# \text{ edges in } DT_{\mathbb{H}}(\mathcal{P}))$ is 1.0005.

We observe that the overhead of the extraction decreases with the size of the input point set, and becomes very small (2%) for large point sets. The reason is that the graph of faces that is traversed by the extraction scheme grows in a slower way than the whole graph of the Euclidean triangulation. Faces examined during the extraction are in some sense “close” to the convex hull of the point set.

As could be expected, the overhead for **small_sph** is better than the overhead obtained on **big_sph** for larger point sets, since a small fraction of Euclidean Delaunay circles intersect \mathcal{H}_{∞} .

Dynamic variant

We insert points one by one and update $DT_{\mathbb{H}}(\mathcal{P})$ at each insertion. As can be seen in the following table, the overhead is better with the static scheme, which can be explained by the additional *is_hyperbolic* tests done on triangles that appear during the construction but that are not present in the final triangulation.

Results on points uniformly distributed according to the hyperbolic metric:

small_sph	\mathbb{E}^2	\mathbb{H}^2	factor	big_sph	\mathbb{E}^2	\mathbb{H}^2	factor
10^4	0.00781	0.0117	1.49	10^4	0.00734	0.0148	2.00
10^5	0.0845	0.101	1.19	10^5	0.0819	0.148	1.80
10^6	0.885	0.978	1.10	10^6	0.889	1.37	1.54
10^7	9.57	10.2	1.06	10^7	9.66	14.3	1.47

Results on points uniformly distributed according to the Euclidean metric:

small_sph	\mathbb{E}^2	\mathbb{H}^2	factor	big_sph	\mathbb{E}^2	\mathbb{H}^2	factor
10^4	0.00782	0.00904	1.15	10^4	0.00780	0.00884	1.13
10^5	0.0828	0.0917	1.10	10^5	0.0837	0.0905	1.08
10^6	0.878	0.946	1.07	10^6	0.891	0.940	1.05
10^7	9.39	9.93	1.05	10^7	9.39	9.95	1.05

The overhead is already very small when points are uniformly distributed according to the Euclidean metric, since most points are internal to the triangulation, and a small fraction of




Figure 17: Periodic mesh of the hyperbolic plane respecting the symmetries of the octagon.

insertions actually require performing *is_hyperbolic* tests (using Lemma 7). This is not the case for the distribution according to the hyperbolic metric in `big_sph`, since most points actually lie close to the Euclidean convex hull.

7 Conclusion and Open Problems

We proposed an algorithm to compute hyperbolic Voronoi diagrams and Delaunay complexes, as well as a complete and efficient implementation, to be submitted to CGAL.

We are pursuing research on periodic hyperbolic Delaunay triangulations [8], in the flavor of what we had proposed for the Euclidean case [7, 14, 15]. This is motivated by applications in various fields such as geometry processing [38].

Our implementation has already been used to compute periodic meshes of the hyperbolic plane [39] (Figure 17) to answer a question raised by colleagues in neuro-mathematics [18].

Acknowledgements

Authors thank the SoCG anonymous referee who suggested that Proposition 3 could be true, and David Cohen-Steiner for his help in actually proving it.

References

- [1] F. Aurenhammer. Power diagrams: properties, algorithms and applications. *SIAM J. Comput.*, 16:78–96, 1987. doi:10.1137/0216006.
- [2] F. Aurenhammer. Voronoi diagrams: A survey of a fundamental geometric data structure. *ACM Comput. Surv.*, 23:345–405, 1991. doi:10.1145/116873.116880.
- [3] F. Aurenhammer and R. Klein. Voronoi diagrams. In J.-R. Sack and J. Urrutia, editors, *Handbook of Computational Geometry*, 201–290. Elsevier, 2000. ftp://ftp.cis.upenn.edu/pub/cis610/public_html/ak-vd-00.ps.
- [4] M. Berger. *Geometry*. Springer-Verlag, 1987.
- [5] M. Bern and D. Eppstein. Optimal Möbius transformations for information visualization and meshing. In *7th Workshop on Algorithms and Data Structures*, volume 2125 of *LNCS*, 2001. http://arxiv.org/abs/cs.CG/0101006.
- [6] M. Bogdanov, O. Devillers, and M. Teillaud. Hyperbolic Delaunay complexes and Voronoi diagrams made practical. In *29th Annual Symposium on Computational Geometry*, 67–76, 2013. http://hal.inria.fr/hal-00833760.
- [7] M. Bogdanov, M. Teillaud, and G. Vegter. Covering spaces and Delaunay triangulations of the 2d flat torus. In *Abstracts 28th European Workshop on Computational Geometry*, 2012. ftp://ftp-sop.inria.fr/geometrica/teillaud/eurocg12.pdf.
- [8] Mikhail Bogdanov and Monique Teillaud. Delaunay triangulations and cycles on closed hyperbolic surfaces. Research Report 8434, INRIA, December 2013. http://hal.inria.fr/hal-00921157.
- [9] J.-D. Boissonnat, A. Cérézo, O. Devillers, and M. Teillaud. Output-sensitive construction of the Delaunay triangulation of points lying in two planes. *Internat. J. Comput. Geom. Appl.*, 6:1–14, 1996. doi:10.1142/S0218195996000022.
- [10] J.-D. Boissonnat and M. Yvinec. *Algorithmic Geometry*. Cambridge Univ. Press, 1998.
- [11] K. Borsuk. On the imbedding of systems of compacta in simplicial complexes. *Fundamenta Mathematicae*, 35(1):217–234, 1948. http://eudml.org/doc/213158.
- [12] A. Bowyer. Computing Dirichlet tessellations. *Comput. J.*, 24:162–166, 1981. doi:10.1093/comjnl/24.2.162.
- [13] J. Cannon, W. Floyd, R. Kenyon, and W. Parry. Hyperbolic geometry. *Flavors of geometry*, 31:59–115, 1997.
- [14] M. Caroli and M. Teillaud. Computing 3d periodic triangulations. In *17th European Symposium on Algorithms*, volume 5757 of *LNCS*, 37–48, 2009. http://www.springerlink.com/content/55415144316j214g/fulltext.pdf.

- [15] M. Caroli and M. Teillaud. Delaunay triangulations of point sets in closed Euclidean d -manifolds. In *27th Annual Symposium on Computational Geometry*, 274–282, 2011. doi:10.1145/1998196.1998236.
- [16] CGAL, Computational Geometry Algorithms Library. <http://www.cgal.org>.
- [17] Bernard Chazelle. An optimal convex hull algorithm in any fixed dimension. *Discrete Comput. Geom.*, 10:377–409, 1993. doi:10.1007/BF02573985.
- [18] P. Chossat, G. Faye, and O. Faugeras. Bifurcation of hyperbolic planforms. *Journal of Nonlinear Science*, 21:465–498, 2011. doi:10.1007/s00332-010-9089-3.
- [19] H. S. M. Coxeter. *Non-Euclidean Geometry*. The Mathematical Association of America, 6th edition, 1998.
- [20] M. de Berg, M. van Kreveld, M. Overmars, and O. Schwarzkopf. *Computational Geometry: Algorithms and Applications*. Springer-Verlag, 1997. <http://www.cs.uu.nl/geobook/>.
- [21] O. Devillers. The Delaunay hierarchy. *Internat. J. Found. Comput. Sci.*, 13:163–180, 2002. doi:10.1142/S0129054102001035.
- [22] O. Devillers, S. Meiser, and M. Teillaud. The space of spheres, a geometric tool to unify duality results on Voronoi diagrams. In *Canad. Conf. Computational Geometry*, 263–268, 1992. INRIA RR 1620. <http://hal.inria.fr/inria-00074941>.
- [23] O. Devillers and S. Pion. Efficient exact geometric predicates for Delaunay triangulations. In *Workshop on Algorithm Engineering and Experimentation*, 37–44, 2003. <http://hal.inria.fr/inria-00344517/>.
- [24] O. Devillers, S. Pion, and M. Teillaud. Walking in a triangulation. *Internat. J. Found. Comput. Sci.*, 13:181–199, 2002. doi:10.1142/S0129054102001047.
- [25] O. Devillers and M. Teillaud. Perturbations for Delaunay and weighted Delaunay 3D triangulations. *Computational Geometry: Theory and Applications*, 44:160–168, 2011. doi:10.1016/j.comgeo.2010.09.010.
- [26] H. Edelsbrunner and R. Seidel. Voronoi diagrams and arrangements. *Discrete Comput. Geom.*, 1:25–44, 1986. doi:10.1007/BF02187681.
- [27] D. Eppstein. Hyperbolic geometry, Möbius transformations, and geometric optimization, 2003. Invited talk at MSRI Introductory Workshop on Discrete and Computational Geometry. <http://www.msri.org/realvideo/ln/msri/2003/introdcgeom/eppstein/2/meta/aux/eppstein2.pdf>.
- [28] D. Eppstein and M. Goodrich. Succinct greedy graph drawing in the hyperbolic plane. In *International Symposium on Graph Drawing*, volume 5417 of *LNCS*, 14–25, 2008. <http://arxiv.org/abs/0806.0341>.
- [29] David Eppstein. The graphs of planar soap bubbles. In *29th Annual Symposium on Computational Geometry*, SoCG’13, 27–36, 2013. doi:10.1145/2462356.2462370.

- [30] E. Fogel and M. Teillaud. Generic programming and the CGAL library. In J.-D. Boissonnat and M. Teillaud, editors, *Effective Comp. Geom. for Curves and Surfaces*. Springer-Verlag, Mathematics and Visualization, 2006.
- [31] M. Hemmer, S. Hert, L. Kettner, S. Pion, and S. Schirra. Number types. In *CGAL Manual*. CGAL Ed. Board, 4.0 edition, 2012. http://www.cgal.org/Manual/latest/doc_html/cgal_manual/packages.html#Pkg:NumberTypes.
- [32] M. Hurdal and K. Stephenson. Cortical cartography using the discrete conformal approach of circle packings. *Neuroimage*, 23:119–128, 2004.
- [33] M. Jin, J. Kim, F. Luo, and X. Gu. Discrete surface Ricci flow. *IEEE Trans. Vis. Comput. Graph.*, 14:1030–1043, 2008.
- [34] D. T. Lee and R. L. Drysdale, III. Generalization of Voronoi diagrams in the plane. *SIAM J. Comput.*, 10:73–87, 1981. doi:10.1137/0210006.
- [35] T. Munzner. Exploring large graphs in 3D hyperbolic space. *IEEE Computer Graphics & App.*, 18:18–23, 1998.
- [36] F. Nielsen and R. Nock. Hyperbolic Voronoi diagrams made easy. In *Int. Conf. on Computational Science and its App.*, 74–80. IEEE, 2010. doi:10.1109/ICCSA.2010.37.
- [37] K. Onishi and N. Takayama. Construction of Voronoi diagrams on the upper half-plane. *IEICE Trans. Fundamentals*, E79-A:533–539, 1996.
- [38] G. Ron, M. Jin, and X. Guo. Hyperbolic centroidal Voronoi tessellation. In *ACM Symp. on Solid and Physical Modeling*, 117–126, 2010. doi:10.1145/1839778.1839795.
- [39] M. Schmitt and M. Teillaud. Meshing the hyperbolic octagon. Research Report 8179, INRIA, 2012. <http://hal.inria.fr/hal-00764965>.
- [40] T. Tanuma, H. Imai, and S. Moriyama. Revisiting hyperbolic Voronoi diagrams from theoretical, applied and generalized viewpoints. In *Internat. Symp. on Voronoi Diagrams in Science and Engineering*, 23–32. IEEE Computer Society, 2010. doi:10.1109/ISVD.2010.13.
- [41] W. Thurston. Three dimensional manifolds, Kleinian groups, and hyperbolic geometry. *Bull. Amer. Math. Soc.*, 6:357–381, 1982. <http://www.ams.org/mathscinet-getitem?mr=648524>.
- [42] W. Thurston. The geometry and topology of three-manifolds, 2002. <http://www.msri.org/publications/books/gt3m/>.
- [43] D. Watson. Computing the n -dimensional Delaunay tessellation with applications to Voronoi polytopes. *Comput. J.*, 24:167–172, 1981. doi:10.1093/comjnl/24.2.167.
- [44] P. Wilson. *Curved Spaces*. Cambridge Univ. Press, 2008.
- [45] C. Yap and T. Dubé. The exact computation paradigm. In D. Du and F. Hwang, editors, *Computing in Euclidean Geometry*, volume 4 of *Lecture Notes Series on Computing*, 452–492. World Scientific, 2nd edition, 1995. <http://www.cs.nyu.edu/~exact/doc/paradigm.ps.gz>.

- [46] M. Yvinec. 2D triangulations. In *CGAL Manual*. CGAL Ed. Board, 4.0 edition, 2012.
http://www.cgal.org/Manual/latest/doc_html/cgal_manual/packages.html#Pkg:Triangulation2.
- [47] W. Zeng, R. Sarkar, F. Luo, X. Gu, and J. Gao. Resilient routing for sensor networks using hyperbolic embedding of universal covering space. In *Conference on Information communications*, INFOCOM'10, 1694–1702. IEEE Press, 2010.