



HAL
open science

Dihedral f-tilings of the sphere by rhombi and triangles

Ana M. Breda, Altino F. Santos

► **To cite this version:**

Ana M. Breda, Altino F. Santos. Dihedral f-tilings of the sphere by rhombi and triangles. *Discrete Mathematics and Theoretical Computer Science*, 2005, Vol. 7, pp.123-140. 10.46298/dmtcs.348 . hal-00959034

HAL Id: hal-00959034

<https://inria.hal.science/hal-00959034v1>

Submitted on 13 Mar 2014

HAL is a multi-disciplinary open access archive for the deposit and dissemination of scientific research documents, whether they are published or not. The documents may come from teaching and research institutions in France or abroad, or from public or private research centers.

L'archive ouverte pluridisciplinaire **HAL**, est destinée au dépôt et à la diffusion de documents scientifiques de niveau recherche, publiés ou non, émanant des établissements d'enseignement et de recherche français ou étrangers, des laboratoires publics ou privés.

Dihedral f -tilings of the sphere by rhombi and triangles

Ana M. Breda^{1†} and Altino F. Santos^{2‡}

¹*Department of Mathematics, University of Aveiro, 3810 - 193 Aveiro, Portugal*
e-mail: ambreda@mat.ua.pt

²*Department of Mathematics, U.T.A.D., 5001 - 911 Vila Real, Portugal*
e-mail: afolgado@utad.pt

received Mar 19, 2004, revised Jan 28, 2005, accepted May 31, 2005.

We classify, up to an isomorphism, the class of all dihedral f -tilings of S^2 , whose prototiles are a spherical triangle and a spherical rhombus. The equiangular case was considered and classified in Breda and Santos (2004). Here we complete the classification considering the case of non-equiangular rhombi, see Tab. 1 and Fig. 24.

Keywords: dihedral tilings, isometric foldings, spherical trigonometry, WCSQ

1 Introduction

An *isometric folding* is a non-expansive locally isometry that sends piecewise geodesic segments into piecewise geodesic segments of the same length. An isometric folding is a continuous map that need not to be differentiable. The points where it is not differentiable are called *singular points*. The foundations of isometric foldings of Riemannian manifolds are introduced by Robertson (1977).

For surfaces, the set of singular points gives rise to *two colored tilings* (called *f -tilings*) with the property that each vertex has even valency and obey the *angle folding relation*, i.e., the sums of alternating angles around each vertex is π .

The classification of f -tilings started out by Breda (1992), where a complete classification of all monohedral f -tilings of the sphere by triangles was done.

The complete classification of monohedral tilings of the sphere by triangles (which, obviously, includes the monohedral triangular f -tilings) was made clear by Ueno and Agaoka (2002). This classification was partially done by Sommerville (1922), and an outline of the proof was provided by Davies (1967).

For additional information on tilings, see Grünbaum and Shephard (1986).

Our interest focuses in dihedral spherical f -tilings.

[†]Supported in part by UI&D *Matemática e Aplicações* of University of Aveiro, through Program POCTI of FCT cofinanced by the European Community fund FEDER.

[‡]Supported in part by UI&D *Matemática e Aplicações* of University of Aveiro, through Program POCTI of FCT cofinanced by the European Community fund FEDER.

2 Preliminaries

Definition 2.1 Let S^2 be the euclidean 2-sphere of radius 1. A spherical moon L is said well centered if its vertices belong to the great circle $S^2 \cap \{(x, y, z) \in \mathbb{R}^3 \mid x = 0\}$ and the semi-great circle bisecting L contains the point $(1, 0, 0)$. If L_1 and L_2 are two well centered spherical moons with orthogonal vertices, then L_1 and L_2 are said to be orthogonal.

Definition 2.2 By a well centered spherical quadrangle (WCSQ) we mean a spherical quadrangle which is the intersection of two well centered spherical moons with distinct vertices.

The properties of WCSQ was described by Breda and Santos (2003), where was established that any spherical quadrangle with congruent opposite internal angles is congruent to a WCSQ.

Definition 2.3 Let Q and T be, respectively, a spherical triangle and a spherical quadrangle. A dihedral tiling of the sphere S^2 with prototiles Q and T is an edge-to-edge polygonal subdivision τ of S^2 , such that each tile (face) of τ is isometric either to Q or T .

In addition, if the number of geodesic rays (edges) emanating from each vertex of τ is even, making alternated angles $\alpha_1, \beta_1, \alpha_2, \beta_2, \dots, \alpha_n, \beta_n$ ($n \geq 2$), where

$$\sum_{j=1}^n \alpha_j = \sum_{j=1}^n \beta_j = \pi \quad (\text{angle folding relation})$$

then τ is called a dihedral folding tiling or dihedral f -tiling for short.

In short, *dihedral* means that every tile of τ is congruent to one of the fixed sets Q and T , called the prototiles of τ .

Definition 2.4 Let v be a vertex of a (dihedral) f -tiling. The number of edges emanating from v is called the valency of v .

In Fig. 1 is illustrated a vertex v obeying the angle folding relation ($\alpha_1 + \alpha_2 + \alpha_3 = \beta_1 + \beta_2 + \beta_3 = \pi$) with valency six.

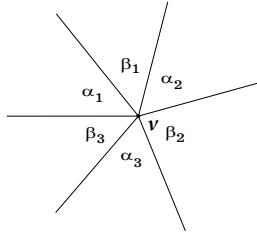


Fig. 1: The angle folding relation.

In Breda and Santos (2004) the classification of dihedral f -tilings of S^2 by spherical triangles and equiangular spherical quadrangles (i.e., spherical quadrangles that are congruent to a WCSQ which is the intersection of two orthogonal well centered spherical moons) was presented.

Here we extend the study of f-tilings presenting the classification of all dihedral f-tilings by spherical triangles and non-equiangular spherical rhombi, in other words, spherical quadrangles whose edges have the same length and with distinct pairs of opposite internal angles.

In Breda and Santos (2003) it was shown that any non-equiangular spherical rhombus Q is congruent to a WCSQ which is the intersection of two non-orthogonal well centered spherical moons L_1 and L_2 with the same angle measure θ (Fig. 2).

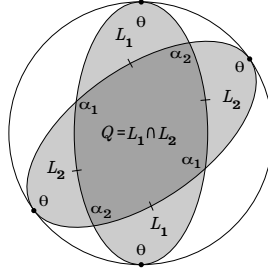


Fig. 2: A non-equiangular spherical rhombus Q .

Definition 2.5 The spherical tilings τ_1 and τ_2 are isomorphic if there exists an isometry ϕ of S^2 , such that $\phi(\tau_1) = \tau_2$.

Notation: We shall denote by $\Omega(Q, T)$ the set, up to an isomorphism, of all dihedral f-tilings of S^2 , whose prototiles are a non-equiangular spherical rhombus Q and a spherical triangle T .

Proposition 2.1 (Breda and Santos (2004)) Let $\tau \in \Omega(Q, T)$. If $M > 0$ and $N > 0$ denote, respectively, the number of spherical quadrangles congruent to Q and the number of spherical triangles congruent to T of τ , and E and V denote, respectively, the number of edges and vertices of τ , then:

- i) $N + 2M = 2V - 4, \quad 3V = 6 + M + E;$
- ii) there are at least $6 + M$ vertices of valency four;
- iii) $\pi < \beta + \gamma + \delta < \frac{3\pi}{2}$ and $\alpha_1 + \alpha_2 > \pi$, where α_1 and α_2 are the pairs of opposite internal angles of Q , and β, γ and δ are the internal angles of T .

We shall describe $\Omega(Q, T)$, considering separately different cases depending on the nature of Q and T .

In order to get the dihedral f-tilings of $\Omega(Q, T)$ we find useful to start by considering one of its planar representation (PR), beginning with a common vertex to a spherical quadrangle and a spherical triangle in adjacent positions (it must be pointed out that there is always a vertex satisfying this condition).

Whenever a tiling is drawn in one hemisphere, it means that the plane $x = 0$, say, is a plane of symmetry. The whole tiling is then obtained by reflecting the picture in this plane.

Spherical trigonometry is based on the following cosine rules: The internal angles α, β and γ of a spherical triangle T obey:

$$\cos \alpha = \frac{\cos a - \cos b \cos c}{\sin b \sin c} \quad \text{and} \quad \cos a = \frac{\cos \alpha + \cos \beta \cos \gamma}{\sin \beta \sin \gamma}, \quad (2.1)$$

where a , b and c are the lengths of the edges opposite to α , β and γ , respectively. This formulas are of crucial interest to prove the results that follow. For a detailed discussion on spherical trigonometry, see Berger (1996).

3 Prototiles: Non-equiangular rhombus and equilateral triangle

Proposition 3.1 *If Q and T are, respectively, a non-equiangular spherical rhombus and an equilateral spherical triangle, then $\Omega(Q, T)$ is the empty set.*

Proof: Let Q be a non-equiangular spherical rhombus with pairs of opposite internal angles α_1 and α_2 ($\alpha_1 > \alpha_2$), and let T be an equilateral spherical triangle with internal angle β .

Suppose that $\Omega(Q, T)$ is non empty. Let v be a vertex of Q surrounded by α_1 . As $\alpha_1 + \alpha_2 > \pi$ ($\alpha_1 > \frac{\pi}{2}$) and $\beta > \frac{\pi}{3}$, then v has valency four, and the cells surrounding v have, in cyclic order, angles measure $(\alpha_1, \alpha_1, \beta, \beta)$, with $\alpha_1 + \beta = \pi$. A planar representation (PR) of a f -tiling $\tau \in \Omega(Q, T)$ near v is illustrated in Fig. 3-I. It follows that $\alpha_2 + \beta < \pi$ and $\alpha_2 + k\beta > (k + 1)\beta > \pi$, for $k \geq 2$. Hence in order to have the angle folding relation satisfied we must have $\alpha_2 + \alpha_2 = \pi$, i.e., $\alpha_2 = \frac{\pi}{2}$. This information allows us to adjust some more cells to the initial PR leading to the PR illustrated in Fig. 3-II. In order to go on with the PR of τ we must analyze the angles behavior around v_1 . We already know that the cyclic sequence of their positions contains the sequence $(\dots, \beta, \alpha_2, \beta, \dots)$. As $2\beta < \pi$ and $2\beta + \rho > \pi$ for all $\rho \in \{\beta, \alpha_1, \alpha_2\}$, then there is no way to position another cells around v_1 in order to have the angle folding relation full filled. And so $\Omega(Q, T) = \emptyset$.

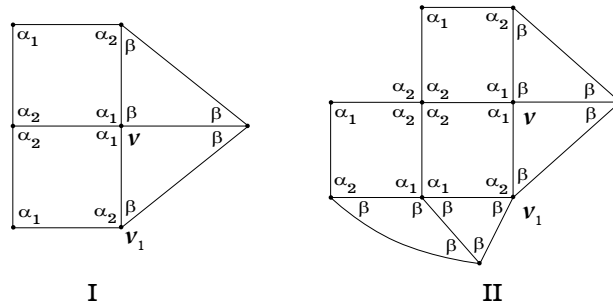


Fig. 3: Planar representations.

□ The argumentation used to prove the Propositions stated

in the following Sections are somehow similar to the one used on proof of Prop. 3.1. Thus, we decided to present only the proofs we consider more representative. A detailed study containing the proofs of those results can be found in a technical report placed in the web site

<http://www.mat.ua.pt/ambreda/rhombi.pdf>

4 Prototiles: Non-equiangular rhombus and isosceles triangle

Through this section Q is a non-equiangular spherical rhombus with pairs of opposite internal angles α_1 and α_2 ($\alpha_1 > \alpha_2$), and T is an isosceles spherical triangle with internal angles β, γ, γ ($\beta \neq \gamma$).

Any element of $\Omega(Q, T)$ has, at least, two cells congruent, respectively, to Q and T , such that they are in adjacent positions in one of the situations illustrated in Fig. 4.

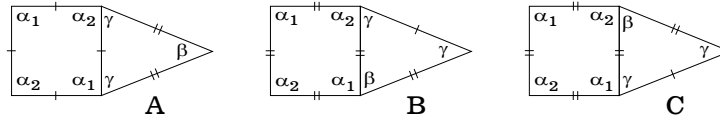


Fig. 4: Distinct cases of adjacency.

Next, by “unique f-tiling” we mean unique up to an isomorphism.

Proposition 4.1 *If $\Omega(Q, T) \neq \emptyset$, then there cannot be a pair of tiles in the position of Fig. 4-A or Fig. 4-B.*

Proposition 4.2 *If a f-tiling contains two cells in the position of Fig. 4-C, then $\alpha_1 + \gamma = \pi$. Moreover,*

- i) *if $\alpha_2 \neq \beta$, then $\Omega(Q, T) \neq \emptyset$ iff $\alpha_2 + \beta = \pi$ ($\beta = \arccos(1 - 2 \cos \frac{\pi}{k})$) and $\gamma = \frac{\pi}{k}$, for some $k \geq 4$. In this situation for each $k \geq 4$, $\Omega(Q, T)$ contains a unique dihedral f-tiling, denoted by R^k , such that the angles around vertices are the ones represented at the head of the Fig. 7 (consider $k \geq 4$);*
- ii) *if $\alpha_2 = \beta$, then $\Omega(Q, T) \neq \emptyset$ iff $\alpha_1 = \frac{2\pi}{3}$, $\alpha_2 = \frac{\pi}{2}$ and $\gamma = \frac{\pi}{3}$. Besides, $\Omega(Q, T) = \{R^3, U_1, U_2, U_3, U_4\}$, where R^3 and $U_i, 1 \leq i \leq 4$ are non-isomorphic dihedral f-tilings, such that the angles around vertices are the ones represented in Fig. 7.*

Proof: We only present the proof of the i) case.

In order to obtain a complete PR of an element $\tau \in \Omega(Q, T)$, the PR illustrated in Fig. 4-C is extended in a unique way to get the PR illustrated in Fig. 5, where $\alpha_1 + \gamma = \pi$, $\alpha_2 + \beta = \pi$ and $k\gamma = \pi$, for some $k \geq 4$. (Note that the case $k = 3$ implies $\alpha_2 = \beta = \frac{\pi}{2}$.)

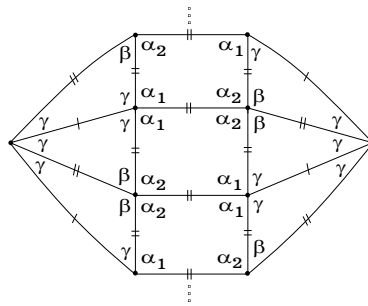


Fig. 5: PR of $R^k, k \geq 4$.

The side length of T opposite to γ and the side length of Q are the same. Using the formulas (2.1) we may show that

$$\beta = \arccos(1 - 2 \cos \frac{\pi}{k}) = 2 \arccos \sqrt{1 - \cos \frac{\pi}{k}}, \quad k \geq 4. \quad (4.1)$$

3D representations for $k = 4$ and $k = 5$ are illustrated in Fig. 6.

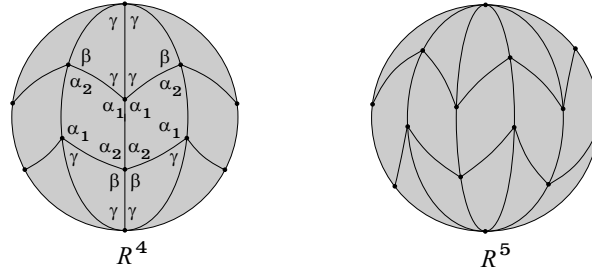


Fig. 6: 3D representations.

Fig. 7 exhibits the vertices in the dihedral f-tilings corresponding to the i) and ii) cases. In Fig. 8

$\frac{\alpha_1}{\gamma} \mid \frac{\alpha_1}{\gamma}$	$\frac{\alpha_2}{\beta} \mid \frac{\alpha_2}{\beta}$	$\frac{\gamma}{\gamma} \mid \frac{\gamma}{\gamma}$	$R^k, k \geq 3$
$\frac{\alpha_1}{\gamma} \mid \frac{\alpha_1}{\gamma}$	$\frac{\alpha_2}{\beta} \mid \frac{\alpha_2}{\beta}$	$\frac{\alpha_2}{\beta} \mid \frac{\alpha_2}{\beta}$	U_1
$\frac{\alpha_1}{\gamma} \mid \frac{\alpha_1}{\gamma}$	$\frac{\beta}{\alpha_2} \mid \frac{\alpha_2}{\alpha_2}$	$\frac{\alpha_2}{\beta} \mid \frac{\beta}{\alpha_2}$	U_2
$\frac{\alpha_1}{\gamma} \mid \frac{\alpha_1}{\gamma}$	$\frac{\beta}{\beta} \mid \frac{\beta}{\beta}$	$\frac{\alpha_2}{\alpha_2} \mid \frac{\alpha_2}{\beta}$	U_3
$\frac{\alpha_1}{\gamma} \mid \frac{\alpha_1}{\gamma}$	$\frac{\alpha_2}{\alpha_2} \mid \frac{\alpha_2}{\alpha_2}$	$\frac{\alpha_2}{\beta} \mid \frac{\beta}{\alpha_2}$	U_4

Fig. 7: Distinct classes of congruent vertices.

are illustrated 3D representations of the f-tilings referred in ii) case. For additional information on these tilings, see **Tab. 1**.

□

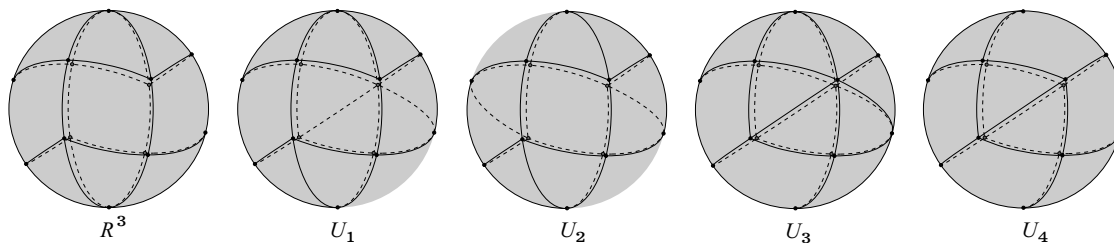


Fig. 8: 3D representations.

5 Prototiles: Non-equiangular rhombus and scalene triangle

Here Q is a non-equiangular spherical rhombus with pairs of opposite internal angles α_1 and α_2 ($\alpha_1 > \alpha_2$), and T is a scalene spherical triangle with internal angles β , γ and δ , such that $\beta > \gamma > \delta$.

If $\tau \in \Omega(Q, T)$, then there are necessarily two cells of τ congruent, respectively, to Q and T , such that they are in adjacent positions in one of the situations illustrated in Fig. 9.

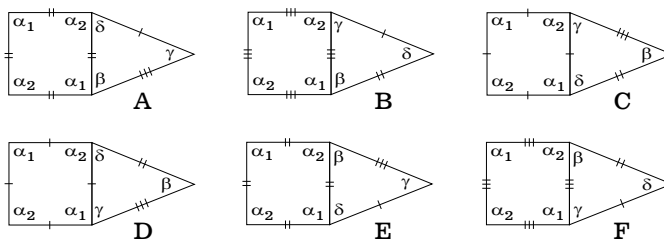


Fig. 9: Distinct cases of adjacency.

Proposition 5.1 If $\Omega(Q, T) \neq \emptyset$, then there cannot be a pair of tiles in the position of Fig. 9-A or Fig. 9-B.

Proposition 5.2 Let $\tau \in \Omega(Q, T)$, such that τ has two cells in adjacent positions as illustrated in Fig. 9-C, then τ has six cells in adjacent positions as illustrated in Fig. 10.

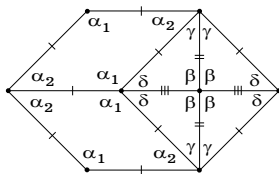


Fig. 10: Planar representation.

Suppose that the PR illustrated in Fig. 10 is contained in a complete PR of any element $\tau \in \Omega(Q, T)$. It follows that $\alpha_2 + \gamma \leq \pi$. We shall consider separately the cases $\alpha_2 + \gamma < \pi$ and $\alpha_2 + \gamma = \pi$.

Proposition 5.3 Let $\alpha_2 + \gamma < \pi$.

- i) If $\alpha_2 > \gamma$, then $\tau = M^4$;
- ii) If $\alpha_2 = \gamma$, then $\tau = E^3$ or $\tau = S^3$;
- iii) If $\alpha_2 < \gamma$, then $\tau = M^{k+1}$ or $\tau = E^k$ or $\tau = S^k$, $k \geq 4$,

where the internal angles of the prototiles present in the dihedral f -tilings are:

$$\begin{aligned} \alpha_1 = \frac{(k-1)\pi}{k} \quad \alpha_2 = \pi - 2\gamma \quad \beta = \frac{\pi}{2} \quad \cos \gamma = \sqrt{1 - \cos \frac{\pi}{k}} \quad \delta = \frac{\pi}{k} \quad & M^k, k \geq 4; \\ \alpha_1 = \pi - \delta \quad \alpha_2 = \frac{\pi}{2k-3} \quad \beta = \frac{\pi}{2} \quad \gamma = \frac{(k-2)\pi}{2k-3} \quad \cos \delta = \cos^2 \frac{\pi}{4k-6} \quad & E^k, k \geq 3; \\ \alpha_1 = \pi - \delta \quad \alpha_2 = \frac{\pi}{k} \quad \beta = \frac{\pi}{2} \quad \gamma = \frac{(k-1)\pi}{2k} \quad \cos \delta = \cos^2 \frac{\pi}{2k} \quad & S^k, k \geq 3. \end{aligned}$$

The angles around vertices are positioned as illustrated in Fig. 11.

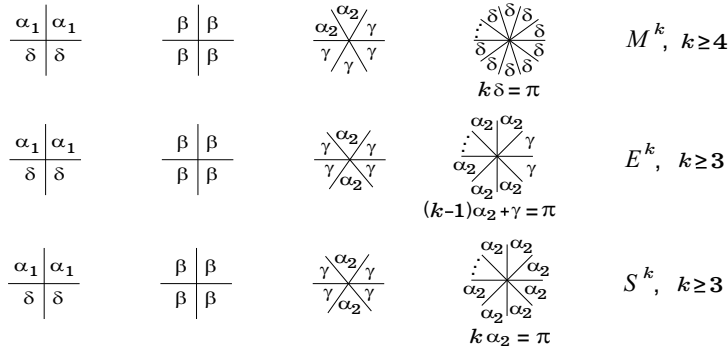


Fig. 11: Distinct classes of congruent vertices.

Proof: We only present the proof of the i) case.

The information given by the PR illustrated in Fig. 10 leads to conclude that

$$\alpha_1 > \beta = \frac{\pi}{2} > \alpha_2 > \gamma > \delta. \tag{5.1}$$

Consider a vertex v surrounded by the cyclic sequence $(\alpha_2, \gamma, \gamma, \dots)$. Then the sum of alternating angles around v containing α_2 must be $\alpha_2 + \gamma + \alpha_2 = \pi$ or $\alpha_2 + 2\gamma = \pi$.

- 1. $\alpha_2 + \gamma + \alpha_2 = \pi$

In this case the PR illustrated in Fig. 10 is extended as shown in Fig. 12 (observe that all cells labelled from 2 to 8 are uniquely determined, since $\alpha_2 + \gamma < \alpha_2 + 2\gamma < \pi = 2\alpha_2 + \gamma < \alpha_2 + \gamma + 2\delta$). This leads to a

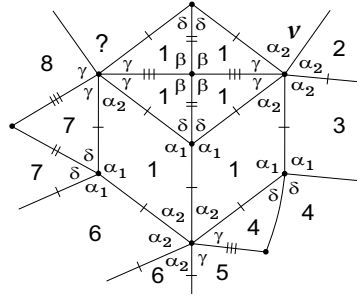


Fig. 12: Planar representation.

vertex surrounded by the cyclic sequence of angles $(\gamma, \gamma, \alpha_2, \gamma, \gamma, \dots)$, where $2\gamma + \alpha_2 < \pi < 2\gamma + \alpha_2 + \rho$, for all $\rho \in \{\alpha_1, \alpha_2, \beta, \gamma, \delta\}$. And so there is no way to obey the angle folding relation at that vertex.

2. $\alpha_2 + 2\gamma = \pi$

In this case the cyclic sequence of angles around v is either $(\alpha_2, \gamma, \gamma, \alpha_2, \gamma, \gamma)$ or $(\alpha_2, \gamma, \gamma, \gamma, \gamma, \alpha_2)$.

2.1. The first situation leads us immediately to a contradiction as illustrates Fig. 13. In fact, this case gives rise to a vertex w surrounded by the cyclic sequence $(\alpha_2, \alpha_2, \alpha_2, \alpha_2, \dots)$. As $\alpha_2 > \gamma$, then $2\alpha_2 + \gamma > \pi = \alpha_2 + 2\gamma > 2\alpha_2$. And so the sums of alternating angles around w must obey $2\alpha_2 + \delta = \pi$, as illustrated in the figure. This procedure gives rise to a vertex surrounded by α_1 and γ in adjacent positions, leading us to an incompatibility between angles around this vertex (see side length of the prototiles).

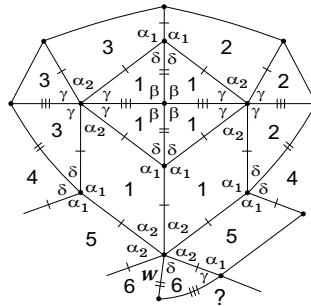


Fig. 13: Planar representation.

2.2. In the second case we may extend without more restrictions the PR illustrated in Fig. 10 to get the one illustrated in Fig. 14. This construction leads to two antipodal vertices surrounded by at least six δ angles. It is a straightforward exercise to show that those vertices are enclosed exclusively by δ angles. Therefore $k\delta = \pi$, for some $k \geq 4$. On the other hand $\alpha_2 + 2\gamma = \pi$ with $\gamma < \alpha_2$. Hence $\gamma < \frac{\pi}{3} < \alpha_2$ and so $\delta = \frac{\pi}{4}$ or $\delta = \frac{\pi}{5}$, as $\gamma + \delta > \frac{\pi}{2}$.

Firstly, consider that $\delta = \frac{\pi}{4}$. Then $\alpha_1 = \frac{3\pi}{4}$ and the PR illustrated in Fig. 14 is completely determined

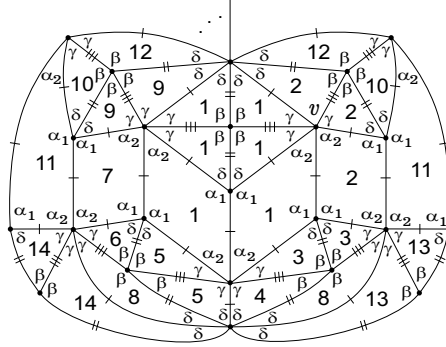


Fig. 14: Planar representation.

as shown in Fig. 15. The sum of alternating angles around vertices verify

$$\alpha_1 + \delta = \pi, \quad \beta = \frac{\pi}{2}, \quad \alpha_2 + 2\gamma = \pi \quad (\alpha_2 > \gamma) \quad \text{and} \quad \delta = \frac{\pi}{4}.$$

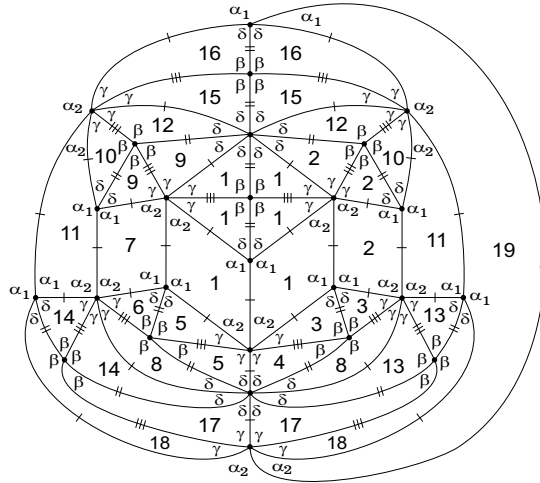


Fig. 15: Extended planar representation.

Now, we need to verify that adjacent tiles have the same side length. Denoting by b the side length of T opposite to β , then

$$\cos b = \frac{\cos \beta + \cos \delta \cos \gamma}{\sin \delta \sin \gamma} = \cot \gamma. \tag{5.2}$$

On the other hand b is also the side length of Q , therefore

$$\cos b = \frac{\cos \frac{\alpha_2}{2} (1 + \cos \alpha_1)}{\sin \frac{\alpha_2}{2} \sin \alpha_1} = \frac{\cos(\frac{\pi}{2} - \gamma)(1 + \cos \alpha_1)}{\sin(\frac{\pi}{2} - \gamma) \sin \alpha_1} = \tan \gamma \frac{1 - \cos \frac{\pi}{4}}{\sin \frac{\pi}{4}}. \quad (5.3)$$

By (5.2) and (5.3) we conclude that

$$\tan^2 \gamma = \frac{\cos \frac{\pi}{4}}{1 - \cos \frac{\pi}{4}}.$$

And so

$$\gamma = \arccos \sqrt{1 - \cos \frac{\pi}{4}} = \frac{1}{2} \arccos(1 - \sqrt{2}) \approx 57^\circ.$$

To complete the proof we shall consider now that $\delta = \frac{\pi}{5}$ (Fig. 14). As before the side length of T , b , opposite to β is common to Q , leading to conclude that $\gamma = \arccos \sqrt{1 - \cos \frac{\pi}{5}} = \arccos \frac{\sqrt{3 - \sqrt{5}}}{2} \approx 64^\circ > \frac{\pi}{3}$, contradicting (5.1).

3D representations of some of these f-tilings are illustrated in Fig. 16. For additional information see also **Tab. 1**.

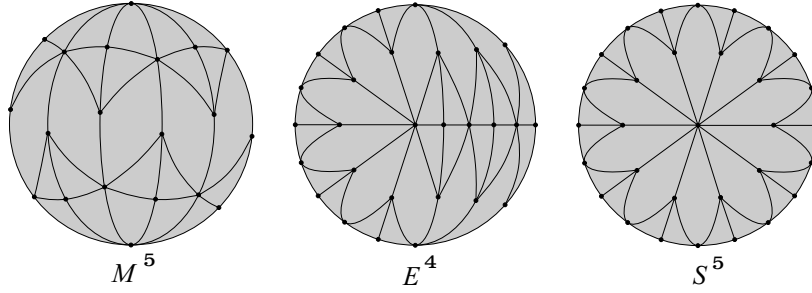


Fig. 16: 3D representations.

□

Remark: A 3D representation of the dihedral f-tilings M^k , $k \geq 4$ is obtained from a 3D representation of R^k , $k \geq 4$ (Prop. 4.2 i)) by adding some edges bisecting by $\beta = 2 \arccos \sqrt{1 - \cos \frac{\pi}{k}}$ any isosceles triangle of R^k and preserving the angle-folding relation. Compare, for instance, the f-tilings M^5 (above, Fig. 16) and R^5 (Fig. 6).

Proposition 5.4 *If $\alpha_2 + \gamma = \pi$, then $\Omega(Q, T)$ is the family of f-tilings denoted by $(R_\delta^2)_{\delta \in]0, \frac{\pi}{3}[}$ where $\cos \gamma + \cos \delta = 1$. (Its 3D representation is illustrated in Fig. 17.)*

Remark: If $\delta = \frac{\pi}{3}$, then $\gamma = \frac{\pi}{3}$ and so $\alpha_1 = \alpha_2 = \frac{2\pi}{3}$, giving rise to a dihedral f-tiling, which was established in Breda and Santos (2004).

Proposition 5.5 *Let $\tau \in \Omega(Q, T)$, such that τ has two cells in adjacent positions as illustrated in Fig. 9-D, then τ has six cells in adjacent positions as illustrated in Fig. 18.*

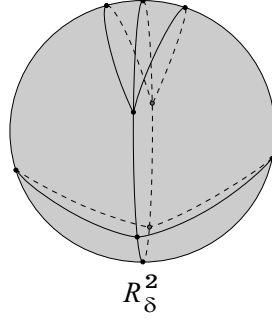


Fig. 17: 3D representation.

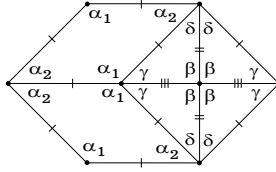


Fig. 18: Planar representation.

Proposition 5.6 *If the PR illustrated in Fig. 18 is contained in a complete PR of an element $\tau \in \Omega(Q, T)$, then:*

- i) *If $\alpha_2 \geq \frac{\pi}{2}$, then $\alpha_1 = \frac{2\pi}{3}$, $\alpha_2 = \frac{\pi}{2} = \beta$, $\gamma = \frac{\pi}{3}$ and $\delta = \frac{\pi}{4}$;*
- ii) *If $\alpha_2 < \frac{\pi}{2}$, then $\alpha_1 = \frac{2\pi}{3}$, $\alpha_2 = \frac{2\pi}{5}$, $\beta = \frac{\pi}{2}$, $\gamma = \frac{\pi}{3}$ and $\delta = \frac{\pi}{5}$.*

Moreover, the first situation leads to two dihedral f-tilings denoted by M^3 and S^2 , and in the second case one gets three dihedral f-tilings denoted by G_1 , G_2 and G_3 , respectively. In any case Q is decomposed in four triangles congruent to T , bisecting Q twice, by α_1 and by α_2 . The sum of alternating angles around vertices are represented in Fig. 19. For a 3D representation of the mentioned f-tilings, see Fig. 20.

Finally we present the f-tilings obtained from the adjacency illustrated in Fig. 9-E or Fig. 9-F.

Proposition 5.7 *Let τ be an element of $\Omega(Q, T)$, such that τ has two cells in adjacent positions as illustrated in Fig. 9-E or Fig. 9-F, then*

$$\tau = R_{\phi}^k, \text{ for some } \phi \in \left] 0, \arccos \frac{1 - \cos \frac{\pi}{k}}{2} \left[\setminus \{ \pi/k \} \text{ and } k \geq 3.$$

Any planar representation of R_{ϕ}^k has the configuration of Fig. 5 (replacing one of the γ angles by δ) and the sum of alternating angles around vertices are given by:

- i) $\alpha_1 + \delta = \pi$, $\alpha_2 + \beta = \pi$ ($\beta > \alpha_2$) and $\gamma = \frac{\pi}{k}$, $k \geq 3$, when considered the adjacency illustrated in Fig. 9-E. In this case $\phi = \delta \in]0, \frac{\pi}{k}[$;

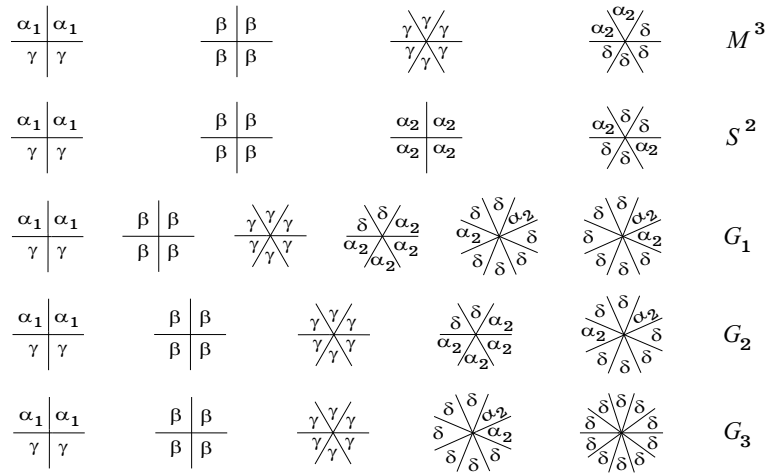


Fig. 19: Distinct classes of congruent vertices.

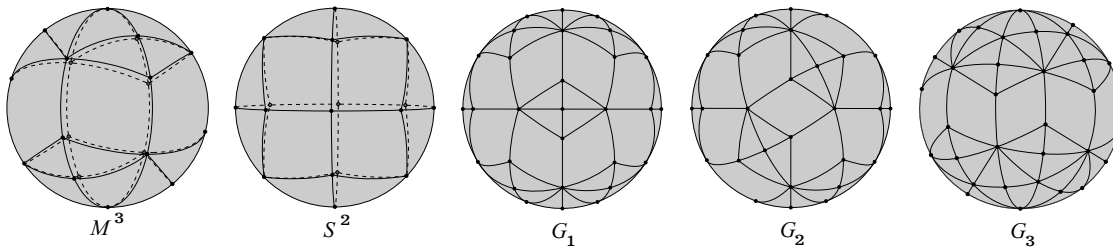


Fig. 20: 3D representations.

or

- ii) $\alpha_1 + \gamma = \pi$, $\alpha_2 + \beta = \pi$ and $\delta = \frac{\pi}{k}$, $k \geq 3$, when considered the adjacency illustrated in Fig. 9-F. Here $\phi = \gamma \in \left] \frac{\pi}{k}, \arccos \frac{1 - \cos \frac{\pi}{k}}{2} \right[$.

In both cases $\cos \beta + \cos \gamma + \cos \delta = 1$.

Proof: We shall suppose that $\tau \in \Omega(Q, T)$ has two cells in adjacent positions as illustrated in Fig. 9-E (the other case is analogous). Using similar argumentation to the one used before we obtain in a unique way a planar representation with the configuration of Fig. 5 (replacing one of the γ angles by δ), where $\alpha_1 + \delta = \pi$, $\alpha_2 + \beta = \pi$ and $\gamma = \frac{\pi}{k}$, for some $k \geq 3$.

Now, as Q has all congruent sides and distinct pairs of opposite internal angles, then Q is congruent to a WCSQ, as seen in Breda and Santos (2003). This means that $Q = L_1 \cap L_2$, for some non-orthogonal well centered spherical moons L_1 and L_2 , with angle measure $\gamma = \frac{\pi}{k}$ ($k \geq 3$), see Fig. 21.

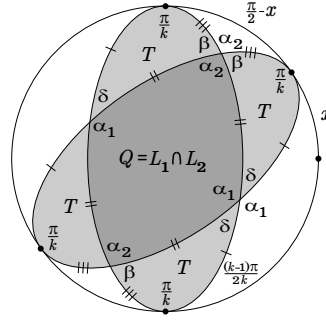


Fig. 21: A rhombus, $Q = L_1 \cap L_2$.

With the labelling of Fig. 21, one gets

$$\cos \beta = \frac{1 - \cos \frac{\pi}{k}}{2} - \frac{1 + \cos \frac{\pi}{k}}{2} \sin x \quad (5.4)$$

and

$$\cos \delta = \frac{1 - \cos \frac{\pi}{k}}{2} + \frac{1 + \cos \frac{\pi}{k}}{2} \sin x, \quad (5.5)$$

for some $x \in]0, \frac{\pi}{2}[$ and $k \geq 3$. And so $\cos \frac{\pi}{k} + \cos \beta + \cos \delta = 1$.

The relations (5.4) and (5.5) define, respectively, an increasing continuous bijection between $x \in]0, \frac{\pi}{2}[$ and $\beta \in \left] \arccos \frac{1 - \cos \frac{\pi}{k}}{2}, \frac{(k-1)\pi}{k} \right[$, and a decreasing continuous bijection between $x \in]0, \frac{\pi}{2}[$ and $\delta \in \left] 0, \arccos \frac{1 - \cos \frac{\pi}{k}}{2} \right[$.

Note that $\gamma \leq \frac{\pi}{3} < \arccos \frac{1 - \cos \frac{\pi}{k}}{2} < \frac{\pi}{2}$, for all $k \geq 3$. Now, as $\beta > \gamma = \frac{\pi}{k} > \delta$, then exists $x_k \in]0, \frac{\pi}{2}[$, such that $0 < \delta = \delta(x) < \frac{\pi}{k}$, for all $x \in]x_k, \frac{\pi}{2}[$ and $k \geq 3$. In fact,

$$\delta < \frac{\pi}{k} \Leftrightarrow \cos \delta(x) > \cos \frac{\pi}{k} \Leftrightarrow \sin x > \frac{-1 + 3 \cos \frac{\pi}{k}}{1 + \cos \frac{\pi}{k}}.$$

And so

$$x_k = \arcsin \left(3 - \frac{4}{1 + \cos \frac{\pi}{k}} \right).$$

Taking $\beta_k = \beta(x_k)$ (i.e., $\delta = \frac{\pi}{k}$), then one gets $\beta_k = 2 \arccos \sqrt{1 - \cos \frac{\pi}{k}} = \arccos(1 - 2 \cos \frac{\pi}{k})$.

One has $\beta_3 = \frac{\pi}{2}$ and $\frac{\pi}{2} < \beta_k < \pi$, if $k \geq 4$. And so $\beta = \beta(x) > \beta_k \geq \frac{\pi}{2} > \alpha_2$, for all $x \in]x_k, \frac{\pi}{2}[$ and $k \geq 3$.

The graphic representation of β and δ is shown in Fig. 22.

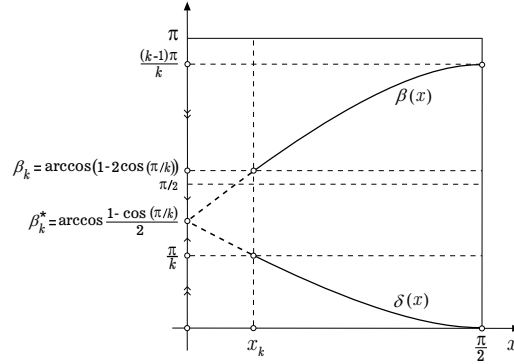


Fig. 22: Graphic representation of β and δ .

In Fig. 23 are illustrated 3D representations of R_ϕ^3 and R_ϕ^4 . □

Remark: In the ii) case of Prop. 5.7 x runs the interval $]0, x_k[$. β and γ are determined by x . Besides, considering the limit case $x = 0$, then $\gamma = \beta = \beta_k^* = \arccos \frac{1 - \cos \frac{\pi}{k}}{2}$ and so $\alpha_1 = \alpha_2$, giving rise to a dihedral f-tiling established in Breda and Santos (2004). The case $x = x_k$ ($k \geq 3$) leads to the f-tiling R^k obtained in Prop. 4.2 (see (4.1)).

In **Tab. 1** it is shown a complete list of all dihedral f-tilings, whose prototiles are a spherical triangle T of angles β, γ, δ ($\beta > \gamma > \delta$) if T is scalene, or angles β, γ, γ ($\beta \neq \gamma$) if T is isosceles, and, a non-equiangular spherical rhombus Q with pairs of opposite internal angles α_1 and α_2 ($\alpha_1 > \alpha_2$). We have used the following notation:

- $\beta_k = \arccos(1 - 2 \cos \frac{\pi}{k})$, $\beta_k^* = \arccos \frac{1 - \cos \frac{\pi}{k}}{2}$, and $\delta_k = \arccos(\cos^2 \frac{\pi}{2k})$;
- At f-tilings R_δ^2, R_ϕ^k ($\phi = \delta$ or $\phi = \gamma$) one has $\cos \beta + \cos \gamma + \cos \delta = 1$;
- $|V|$ is the number of distinct classes of congruent vertices (we shall say that vertices v_1 and v_2 are congruent if and only if there is a spherical isometry that maps the faces incident to v_1 into the faces incident to v_2);
- M and N are, respectively, the number of quadrangles congruent to Q , and the number of triangles congruent to T , used in such dihedral f-tilings.

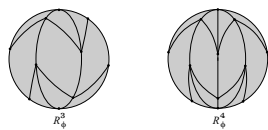


Fig. 23: 3D representations.

f-tiling	α_1	α_2	β	γ	δ	$ V $	M	N
U_1	$\frac{2\pi}{3}$	$\frac{\pi}{2}$	$\frac{\pi}{2}$	$\frac{\pi}{3}$	-	5	6	12
U_2, U_4	$\frac{2\pi}{3}$	$\frac{\pi}{2}$	$\frac{\pi}{2}$	$\frac{\pi}{3}$	-	3	8	8
U_3	$\frac{2\pi}{3}$	$\frac{\pi}{2}$	$\frac{\pi}{2}$	$\frac{\pi}{3}$	-	5	4	16
$R^k, k \geq 3$	$\frac{(k-1)\pi}{k}$	$\pi - \beta_k$	β_k	$\frac{\pi}{k}$	-	3	$2k$	$4k$
R_δ^2	$\pi - \delta$	$\pi - \gamma$	$\frac{\pi}{2}$	$]\frac{\pi}{3}, \frac{\pi}{2}[$	$]0, \frac{\pi}{3}[$	3	4	8
$R_\delta^k, k \geq 3$	$\pi - \delta$	$\pi - \beta$	$]\beta_k, \frac{(k-1)\pi}{k}[$	$\frac{\pi}{k}$	$]0, \frac{\pi}{k}[$	3	$2k$	$4k$
$R_\gamma^k, k \geq 3$	$\pi - \gamma$	$\pi - \beta$	$]\beta_k^*, \beta_k[$	$]\frac{\pi}{k}, \beta_k^*[$	$\frac{\pi}{k}$	3	$2k$	$4k$
M^3	$\frac{2\pi}{3}$	$\frac{\pi}{2}$	$\frac{\pi}{2}$	$\frac{\pi}{3}$	$\frac{\pi}{4}$	4	6	24
$M^k, k \geq 4$	$\frac{(k-1)\pi}{k}$	$\pi - 2\gamma$	$\frac{\pi}{2}$	$\frac{\beta_k}{2}$	$\frac{\pi}{k}$	4	$2k$	$8k$
$E^k, k \geq 3$	$\pi - \delta$	$\frac{\pi}{2k-3}$	$\frac{\pi}{2}$	$\frac{(k-2)\pi}{2k-3}$	δ_{2k-3}	4	$8k-12$	$16k-24$
S^2	$\frac{2\pi}{3}$	$\frac{\pi}{2}$	$\frac{\pi}{2}$	$\frac{\pi}{3}$	$\frac{\pi}{4}$	4	8	16
$S^k, k \geq 3$	$\pi - \delta$	$\frac{\pi}{k}$	$\frac{\pi}{2}$	$\frac{(k-1)\pi}{2k}$	δ_k	4	$4k$	$8k$
G_1	$\frac{2\pi}{3}$	$\frac{2\pi}{5}$	$\frac{\pi}{2}$	$\frac{\pi}{3}$	$\frac{\pi}{5}$	6	16	56
G_2	$\frac{2\pi}{3}$	$\frac{2\pi}{5}$	$\frac{\pi}{2}$	$\frac{\pi}{3}$	$\frac{\pi}{5}$	5	18	48
G_3	$\frac{2\pi}{3}$	$\frac{2\pi}{5}$	$\frac{\pi}{2}$	$\frac{\pi}{3}$	$\frac{\pi}{5}$	5	10	80

Tab. 1: Dihedral spherical f -tilings by triangles and non-equiangular rhombi.

In Fig. 24 it is shown a 3D representation of the dihedral f -tilings described on **Tab. 1**. Observe that for the families M^k, E^k and $S^{k-1}, k \geq 3$ we have chosen M^5, E^3 and S^3 as representatives for their 3D representations.

Acknowledgements

The authors are grateful to the referees for their helpful comments and improvements.

Fig. 24: 3D representations of the dihedral spherical f-tilings by triangles and non-equiangular rhombi.

References

- M. Berger. *Geometry*, volume 2. Springer-Verlag, New York, 1996.
- A. M. Breda. A class of tilings of s^2 . *Geometriae Dedicata*, 44(3):241–253, 1992.
- A. M. Breda and A. F. Santos. Well centered spherical quadrangles. *Beiträge zur Algebra und Geometrie / Contributions to Algebra and Geometry*, 44(2):339–349, 2003. available at <http://www.emis.de/journals/BAG/vol.44/no.2/22.html>.
- A. M. Breda and A. F. Santos. Dihedral f-tilings of the sphere by spherical triangles and equiangular well-centered quadrangles. *Beiträge zur Algebra und Geometrie / Contributions to Algebra and Geometry*, 45(2):447–461, 2004. available at <http://www.emis.de/journals/BAG/vol.45/no.2/8.html>.
- H. L. Davies. Packings of spherical triangles and tetrahedra. *Proceedings of the Colloquium on Convexity* (ed. W. Fenchel), K. Univ. Mat. Inst., Copenhagen, pages 42–51, 1967.
- B. Grünbaum and G. C. Shephard. *Tilings and Patterns*. W. H. Freeman and Company, 1986.
- S. A. Robertson. Isometric foldings of riemannian manifolds. *Proc. R. Soc. Edinb., Sect. A*, 79:275–284, 1977.
- D. Sommerville. Division of space by congruent triangles and tetrahedra. *Proc. Royal Soc. Edinb.*, 43(3): 85–116, 1922.
- Y. Ueno and Y. Agaoka. Classification of tilings of the 2-dimensional sphere by congruent triangles. *Hiroshima Math. Journal*, 32(3):463–540, 2002.

