



# Analysis error covariance versus posterior covariance in variational data assimilation

Igor Gejadze, Victor Shutyaev, François-Xavier Le Dimet

## ► To cite this version:

Igor Gejadze, Victor Shutyaev, François-Xavier Le Dimet. Analysis error covariance versus posterior covariance in variational data assimilation. Quarterly Journal of the Royal Meteorological Society, 2013, 139 (676), pp.1826-1841. 10.1002/qj.2070 . hal-00926878

**HAL Id: hal-00926878**

**<https://inria.hal.science/hal-00926878>**

Submitted on 13 Jan 2014

**HAL** is a multi-disciplinary open access archive for the deposit and dissemination of scientific research documents, whether they are published or not. The documents may come from teaching and research institutions in France or abroad, or from public or private research centers.

L'archive ouverte pluridisciplinaire **HAL**, est destinée au dépôt et à la diffusion de documents scientifiques de niveau recherche, publiés ou non, émanant des établissements d'enseignement et de recherche français ou étrangers, des laboratoires publics ou privés.



---

# Analysis error covariance versus posterior covariance in variational data assimilation

I. Yu. Gejadze <sup>a</sup>, V. Shutyaev <sup>b</sup>, F.-X. Le Dimet <sup>c</sup>

<sup>a</sup>*Department of Civil Engineering, University of Strathclyde*

<sup>b</sup>*Institute of Numerical Mathematics, Russian Academy of Sciences, Russia*

<sup>c</sup>*MOISE project, LJK, University of Grenoble, France*

\*Correspondence to: Department of Civil Engineering, University of Strathclyde, 107 Rottenrow, Glasgow, G4 ONG, UK. E-mail: igor.gejadze@strath.ac.uk

---

The problem of variational data assimilation for a nonlinear evolution model is formulated as an optimal control problem to find the initial condition function (analysis). The data contain errors (observation and background errors), hence there is an error in the analysis. For mildly nonlinear dynamics, the analysis error covariance can be approximated by the inverse Hessian of the cost functional in the auxiliary data assimilation problem, whereas for stronger nonlinearity - by the 'effective' inverse Hessian. However, it has been noticed that the analysis error covariance is not the posterior covariance from the Bayesian perspective. While these two are equivalent in the linear case, the difference may become significant in practical terms with the nonlinearity level rising. For the proper Bayesian posterior covariance a new approximation via the Hessian is derived and its 'effective' counterpart is introduced. An approach for computing the mentioned estimates in the matrix-free environment using Lanczos method with preconditioning is suggested. Numerical examples which validate the developed theory are presented for the model governed by Burgers equation with a nonlinear viscous term. Copyright © 2012 Royal Meteorological Society

*Key Words:* large-scale flow models, nonlinear dynamics, data assimilation, optimal control, analysis error covariance, Bayesian posterior covariance, Hessian

## 1. Introduction

Over the past two decades, methods of data assimilation (DA) have become vital tools for analysis and prediction of complex physical phenomena in various fields of science and technology, but particularly in large-scale geophysical applications, such as numerical weather and ocean prediction. Among the few feasible methods for solving these problems the variational data assimilation method called '4D-Var' is the preferred method implemented at some major operational centers, such as the UK Met Office, ECMWF, Meteo France, GMAO (USA), etc. The key ideas of the method have been introduced by Sasaki (1955); Penenko and Obraztsov (1976); Le Dimet and Talagrand (1986). Assuming that an adequate dynamical model describing the evolution of the state  $u$  is given, the 4D-Var method consists in minimization of a specially designed cost functional  $J(u)$  which includes two parts: the squared weighted residual between model predictions and instrumental observations taken over the finite observation period  $[0, T]$ ; and the squared weighted difference between the solution and the prior estimate of  $u$ , known as 'background term'  $u_b$ . Without this term one would simply get the generalized nonlinear least square problem (Hartley and Booker, 1965), whereas in the presence of the background term the cost functional is similar to the one considered in Tikhonov's regularization theory (Tikhonov, 1963). The modern implementation of the method in meteorology is known as the 'incremental approach', see Courtier *et al.* (1994). Curiously, it took over a decade for the data assimilation community to realize that the incremental approach is nothing else but the Gauss-Newton method applied for solving the optimality system associated to  $J(u)$ , see Lawless *et al.* (2005).

The error in the optimal solution (or 'analysis error'), is naturally defined as a difference between the solution  $u$  and the true state  $u^t$ ; this error is quantified by the analysis error covariance matrix (see Thacker (1989); Rabier and Courtier (1992); Fisher and Courtier (1995); Yang *et al.* (1996),

etc). This perception of uncertainties in the 4D-Var method is probably inherited from the nonlinear least square (or nonlinear regression) theory (Hartley and Booker, 1965). A less widespread point of view is to consider the 4D-Var method in the framework of Bayesian methods. Among the first to write on the Bayesian perspective on DA one should probably mention Lorenc (1986), Tarantola (1987). For a comprehensive review on the recent advances in DA from this point of view one can see Wikle and Berliner (2007), Stuart (2010). So far, it has been recognized that for the Gaussian data errors (which include observation and background/prior errors), the Bayesian approach leads to the same standard 4D-Var cost functional  $J(u)$  to be minimized. However, it is not widely recognized yet, that the conception of the estimation error in the Bayesian theory is somewhat different from the nonlinear least squares theory and, as a result, **the Bayesian posterior covariance is not exactly the analysis error covariance**. These two are conceptually different objects, which can be, sometimes, approximated by the same estimate. In the linear case they are quantitatively equal; in the nonlinear case the difference may become quite noticeable in practical terms. Let us note that the analysis error covariance computed at the optimal solution can also be named 'posterior', because it is, in some way, conditioned on the data (observations and background/prior). However, this is not the same as the Bayesian posterior covariance.

An important issue is the relationship between the analysis error covariance, the Bayesian posterior covariances and the Hessian  $\mathcal{H} = J''(u)$ . A well known fact which can be found in any textbook on statistics (e.g. (Draper and Smith, 1966)) is that in the case of the linear dependence between the state variables (exogenous variables) and observations (endogenous variables) the analysis error covariance is equal to  $\mathcal{H}^{-1}$ . For the nonlinear case this is transformed into the statement that the analysis error can be *approximated* by  $H^{-1}$ , where  $H$  is a linearized approximation to  $\mathcal{H}$ . Since the analysis error covariance is often being confused with the Bayesian posterior

covariance, the latter is also thought to be approximately equal to  $H^{-1}$ . This misconception often becomes apparent when one applies, or intends to apply, elements of the variational approach in the framework of sequential methods (filtering), see for example Dobricic (2009), p.274, Auvinen *et al.* (2010), p.319, Zupanski *et al.* (2008), p.1043, etc. In the 4D-Var framework, the analysis error covariance must be considered to evaluate the confidence intervals/regions of the analysis or corresponding forecast. However, it is the Bayesian posterior covariance which should be used as a basis for evaluating the background covariance for the next assimilation window if the Bayesian approach is to be consistently followed.

In this paper we carefully consider relationships between the two mentioned covariances and the Hessians  $\mathcal{H}$  and  $H$ . A new estimate of the Bayesian posterior covariance via the Hessians has been suggested and its 'effective' counterpart (similar to the 'effective inverse Hessian', see Gejadze *et al.* (2011)) has been introduced. We believe these are the new results which may have both theoretical and applied value as for data assimilation, so for the general inverse problems and parameter estimation theory (Tarantola, 2005). The issue of computational efficiency is not considered to be of the major importance in this paper, however all introduced estimates are, in principle, computable in large-scale problem setups.

The paper is organized as follows. In Sect.3, we provide the statement of the variational DA problem to identify the initial condition for a nonlinear evolution model. In Sect.4, the equation for the analysis error is given through the errors in the input data using the Hessian of the auxiliary DA problem and the basic relationship between the analysis error covariance and the inverse of this Hessian is established. Similarly in Sect.5 the expression for the Bayesian posterior covariance involving the original Hessian of  $J(u)$  and the Hessian of the the auxiliary DA problem is derived. In Sect.6 the 'effective' estimates are introduced and in Sect.7 the key implementation issues are considered. In Sect.8 the asymptotic properties

of the regularized least square estimator and of the Bayesian estimator are briefly discussed. The details of numerical implementation are presented in Sect.9 and the numerical results which validate the presented theory - in Sect.10. Main results of this paper are summarized in the Conclusions. The Appendix contains additional material on the asymptotic properties of the estimators.

## 2. Overview

Let  $u$  be the initial state of a dynamical system, and  $y$  be incomplete observations of the system. Then, it is possible to write the initialization-to-data map as

$$y = G(u) + \xi_o,$$

where  $G$  represents the mapping from the initial state to the observations, an  $\xi_o$  is a random variable from the Gaussian  $\mathcal{N}(0, V_o)$ . The objective is to find  $u$  from  $y$ .

In the Bayesian formulation  $u$  has the prior density  $\rho_{prior}$  from the Gaussian  $\mathcal{N}(u_b, V_b)$ . The posterior density  $\rho_{post}$  is given by Bayes' rule as

$$\rho_{post}(u) = const \cdot \exp(-\Phi(u) - \frac{1}{2}\|V_b^{-1/2}(u - u_b)\|^2),$$

where

$$\Phi(u) = \frac{1}{2}\|V_o^{-1/2}(y - G(u))\|^2,$$

(for details see Sec.5).

The 4D-Var solution, which coincides with the maximizer of the posterior density, is found by minimizing  $\Phi(u) + \frac{1}{2}\|V_b^{-1/2}(u - u_b)\|^2$ , see (3.2)-(3.3). The minimizer  $\bar{u}$  solves the optimality system

$$D\Phi(\bar{u}) + V_b^{-1}(\bar{u} - u_b) = 0,$$

see (3.4)-(3.6). With this notation the paper addresses the following issues.



(i) The posterior covariance is given by

$$E^{post}((u - u^{mean})(u - u^{mean})^*),$$

where  $u^{mean} = E^{post}u$  and  $E^{post}$  denotes averaging (expectation) with respect to  $\rho_{post}$  (see (5.2)). The posterior covariance is often approximated by trying to find the second moment of  $\rho_{post}$  centered around  $\bar{u}$  instead of  $u^{mean}$  (see (5.3)), which is natural because  $\bar{u}$  is the output of 4D-Var. In the linear Gaussian setup  $u^{mean}$  and  $\bar{u}$  coincide. This is not true in general, but can be expected to be a good approximation if the volume of data is large and/or noise is small (see Sec.8).

(ii) The analysis error covariance is associated with trying to find an approximation around the truth  $u^t$ , whereas the data is also assumed to come from the truth:  $y = G(u^t) + \xi_o$ ,  $u_b = u^t + \xi_b$ , where  $\xi_o \sim \mathcal{N}(0, V_o)$  and  $\xi_b \sim \mathcal{N}(0, V_b)$  are the observation and background error, respectively. The analysis error is defined as  $\delta u = u - u^t$  and its covariance is given by

$$E^a((u - u^t)(u - u^t)^*) = E^a(\delta u \delta u^*),$$

(see (4.16)), where  $E^a$  denotes averaging (expectation) with respect to the analysis error density  $\rho_a$  which, taking into account the definitions of the data  $y$  and  $u_b$ , can be defined as follows:

$$\rho_a(u) = \text{const} \cdot \exp(-\Phi(u) - \frac{1}{2}\|V_b^{-1/2}(u - u^t)\|^2),$$

where

$$\Phi(u) = \frac{1}{2}\|V_o^{-1/2}(G(u^t) - G(u))\|^2.$$

The analysis error covariance be approximated by the inverse of the Hessian  $H$  of the auxiliary cost function

$$\frac{1}{2}\|V_o^{-1/2}DG(u^t)v\|^2 + \frac{1}{2}\|V_b^{-1/2}v\|^2,$$

where  $v$  is a function belonging to the state space (see (4.14)-(4.15)). Since  $u^t$  is not known,  $\bar{u}$  is used instead of  $u^t$ .

(iii) Due to different centering of Gaussian data, the posterior covariance and the analysis error covariance are different objects and should not be confused. They are equal in the linear case.

(iv) Computing  $D\Phi$  to find 4D-Var solution requires computing  $(DG)^*$  and this may be found from an adjoint computation (see (3.5)). Computing the approximation of the posterior covariance at  $\bar{u}$  requires finding the Hessian

$$\mathcal{H}(\bar{u}) = D^2\Phi(\bar{u}) + V_b^{-1}$$

(see (5.15)-(5.17)) and inverting it. The second derivative  $D^2\Phi(\bar{u})$  requires computing  $D^2G(\bar{u})$ . Important (and sometimes expensive to compute) terms coming from  $F''(\bar{u})$  in notation to follow can not be neglected here.

(v) The posterior covariance can be approximated using the formula which includes both the Hessians  $\mathcal{H}$  and  $H$  (see (5.21)). Other subsequently course approximations include  $\mathcal{H}^{-1}$  and  $H^{-1}$ . The latter coincides with the approximation of the analysis error covariance. Actual implementation of the algorithms for computing the above estimates is detailed in the paper. Due to the presence of the linearization errors, the 'effective' values of all the covariance estimates have to be preferred (see Sec.6) if they are computationally affordable.

(vi) We put a distance metric (see (7.10)) on operators/matrices and use this to compare all of the different notions of covariance. Important to distinguish between differences arising from conceptual shifts of perspective and those arising from approximations. For example,  $H^{-1}$  must be used for estimating the analysis error covariance, not  $\mathcal{H}^{-1}$ . In this case, the latter (if

available by means of a different approach, see e.g. Yang *et al* (1996)), can be used as an approximation to  $H^{-1}$ . Vice versa, it is  $\mathcal{H}^{-1}$  that should be used for estimating the posterior covariance, not  $H^{-1}$ . However, the latter can be used to approximate  $\mathcal{H}^{-1}$ .

### 3. Statement of the problem

Consider the mathematical model of a physical process that is described by the evolution problem:

$$\frac{\partial \varphi}{\partial t} = F(\varphi) + f, \quad \varphi|_{t=0} = u, \quad (3.1)$$

where  $\varphi = \varphi(t)$  is the unknown function belonging for any  $t \in (0, T)$  to a state space  $X$ ,  $u \in X$ ,  $F$  is a nonlinear operator mapping  $X$  into  $X$ . Let  $Y = L_2(0, T; X)$  be a space of functions  $\varphi(t)$  with values in  $X$ ,  $\|\cdot\|_Y = (\cdot, \cdot)_Y^{1/2}$ ,  $f \in Y$ . Suppose that for a given  $u \in X$ ,  $f \in Y$  there exists a unique solution  $\varphi \in Y$  to (3.1).

Let  $u^t$  be the 'true' initial state and  $\varphi^t$  - the solution to the problem (3.1) with  $u = u^t$ , i.e. the 'true' state evolution. We define the input data as follows: the background function  $u_b \in X$ ,  $u_b = u^t + \xi_b$  and the observations  $y \in Y_o$ ,  $y = C\varphi^t + \xi_o$ , where  $C : Y \rightarrow Y_o$  is a linear bounded operator (observation operator) and  $Y_o$  is an observation space. The functions  $\xi_b \in X$  and  $\xi_o \in Y_o$  may be regarded as the background and the observation error, respectively. We assume that these errors are normally distributed (Gaussian) with zero mean and the covariance operators  $V_b \cdot = E[(\cdot, \xi_b)_X \xi_b]$  and  $V_o \cdot = E[(\cdot, \xi_o)_{Y_o} \xi_o]$ , i.e.  $\xi_b \sim \mathcal{N}(0, V_b)$ ,  $\xi_o \sim \mathcal{N}(0, V_o)$ , where ' $\sim$ ' is read 'is distributed as'. We also assume that  $\xi_o$ ,  $\xi_b$  are mutually uncorrelated and  $V_b, V_o$  are positive definite, hence invertible.

Let us formulate the following DA problem (optimal control problem) with the aim to identify the initial condition: for given  $f \in Y$  find  $u \in X$  and  $\varphi \in Y$  such that they satisfy (3.1), and on the set of solutions to (3.1), a cost functional  $J(u)$  takes the minimum value, i.e.

$$J(u) = \inf_{v \in X} J(v), \quad (3.2)$$

where

$$J(u) = \frac{1}{2}(V_b^{-1}(u - u_b), u - u_b)_X + \frac{1}{2}(V_o^{-1}(C\varphi - y), C\varphi - y)_{Y_o}. \quad (3.3)$$

The necessary optimality condition reduces the problem (3.2)-(3.3) to the following system (Lions, 1968):

$$\frac{\partial \varphi}{\partial t} = F(\varphi) + f, \quad \varphi|_{t=0} = u, \quad (3.4)$$

$$-\frac{\partial \varphi^*}{\partial t} - (F'(\varphi))^* \varphi^* = -C^* V_o^{-1}(C\varphi - y), \quad (3.5)$$

$$V_b^{-1}(u - u_b) - \varphi^*|_{t=0} = 0 \quad (3.6)$$

with the unknowns  $\varphi, \varphi^*, u$ , where  $(F'(\varphi))^*$  is the adjoint to the Frechet derivative of  $F$ , and  $C^*$  is the adjoint to  $C$  defined by  $(C\varphi, \psi)_{Y_o} = (\varphi, C^*\psi)_Y$ ,  $\varphi \in Y, \psi \in Y_o$ . All adjoint variables throughout the paper satisfy the trivial terminal condition, e.g.  $\varphi^*|_{t=T} = 0$ . Having assumed that the system (3.4)–(3.6) has a unique solution, we will study the impact of the errors  $\xi_b, \xi_o$  on the optimal solution  $u$ .

### 4. The analysis error covariance via inverse Hessian

In this section an equation for the analysis error is derived through the errors in the input data, the approximate relationship between the analysis error covariance and the Hessian of the auxiliary DA problem is established and the validity of this approximation is discussed.

Let us define the analysis (optimal solution) error  $\delta u = u - u^t$  and the corresponding (related via equation (4.1)) field deviation  $\delta \varphi = \varphi - \varphi^t$ . Assuming  $F$  is continuously Frechet differentiable, there exists  $\tilde{\varphi} = \varphi^t + \tau(\varphi - \varphi^t)$ ,  $\tau \in [0, 1]$ , such that the Taylor-Lagrange formula (Marchuk *et al.*, 1996) is valid:  $F(\varphi) - F(\varphi^t) = F'(\tilde{\varphi})\delta \varphi$ . Then from (3.4)–(3.6) we get:

$$\frac{\partial \delta \varphi}{\partial t} - F'(\tilde{\varphi})\delta \varphi = 0, \quad \delta \varphi|_{t=0} = \delta u, \quad (4.1)$$

$$-\frac{\partial \varphi^*}{\partial t} - (F'(\varphi))^* \varphi^* = -C^* V_o^{-1}(C\delta \varphi - \xi_o), \quad (4.2)$$

$$V_b^{-1}(\delta u - \xi_b) - \varphi^*|_{t=0} = 0. \quad (4.3)$$

Let us introduce the operator  $R(\varphi) : X \rightarrow Y$  as follows:  $\delta u$  and  $\delta\varphi$  such that

$$R(\varphi)v = \psi, \quad v \in X, \quad (4.4)$$

$$J_1(\delta u) = \inf_v J_1(v), \quad (4.13)$$

where  $\psi$  is the solution of the tangent linear problem

$$\frac{\partial \psi}{\partial t} - F'(\varphi)\psi = 0, \quad \psi|_{t=0} = v. \quad (4.5)$$

The adjoint operator  $R^*(\varphi) : Y \rightarrow X$  acts on the function  $g \in Y$  according to the formula:

$$R^*(\varphi)g = \psi^*|_{t=0}, \quad (4.6)$$

where  $\psi^*$  is the solution to the adjoint problem

$$-\frac{\partial \psi^*}{\partial t} - (F'(\varphi))^* \psi^* = g. \quad (4.7)$$

Then, the system for errors (4.1)–(4.3) can be represented as a single operator equation for  $\delta u$ :

$$H(\varphi, \tilde{\varphi})\delta u = V_b^{-1}\xi_b + R^*(\varphi)C^*V_o^{-1}\xi_o, \quad (4.8)$$

where

$$H(\varphi, \tilde{\varphi}) = V_b^{-1} + R^*(\varphi)C^*V_o^{-1}CR(\tilde{\varphi}). \quad (4.9)$$

The operator  $H(\varphi, \tilde{\varphi}) : X \rightarrow X$  can be defined by the successive solutions of the following problems:

$$\frac{\partial \psi}{\partial t} - F'(\tilde{\varphi})\psi = 0, \quad \psi|_{t=0} = v, \quad (4.10)$$

$$-\frac{\partial \psi^*}{\partial t} - (F'(\varphi))^* \psi^* = -C^*V_o^{-1}C\psi, \quad (4.11)$$

$$H(\varphi, \tilde{\varphi})v = V_b^{-1}v - \psi^*|_{t=0}. \quad (4.12)$$

+ In general, the operator  $H(\varphi, \tilde{\varphi})$  is neither symmetric, nor positive definite. However, if both its entries are the same, i.e.  $\varphi = \tilde{\varphi} = \theta$ , it becomes the Hessian  $H(\theta)$  of the cost function  $J_1$  in the following optimal control problem: find

where

$$J_1(\delta u) = \frac{1}{2}(V_b^{-1}(\delta u - \xi_b), \delta u - \xi_b)_X + \frac{1}{2}(V_o^{-1}(C\delta\varphi - \xi_o), C\delta\varphi - \xi_o)_{Y_o}, \quad (4.14)$$

and  $\delta\varphi$  satisfies the problem

$$\frac{\partial \delta\varphi}{\partial t} - F'(\theta)\delta\varphi = 0, \quad \delta\varphi|_{t=0} = \delta u. \quad (4.15)$$

We shall call the problem (4.13)–(4.14) the 'auxiliary DA problem', the entry  $\theta$  in (4.15) - the 'origin' of the Hessian  $H(\theta)$ . **Let us note that any  $\xi_b \in X$  and  $\xi_o \in Y_o$  can be considered in (4.14), including  $\xi_b = 0$  and  $\xi_o = 0$ .**

Further we assume that the optimal solution (analysis) error  $\delta u$  is unbiased, i.e.  $E[\delta u] = 0$  (the validity of this assumption in the nonlinear case will be discussed in Sect.8), with the analysis error covariance operator

$$V_{\delta u} = E[(\cdot, \delta u)_X \delta u] = E[(\cdot, u - u^t)_X (u - u^t)]. \quad (4.16)$$

In order to evaluate  $V_{\delta u}$  we express  $\delta u$  from equation (4.8), then apply the expectation  $E$  to  $(\cdot, \delta u)_X \delta u$ . Let us note, however, that the functions  $\varphi, \tilde{\varphi}$  in (4.1)–(4.3) are dependent on  $\xi_b, \xi_o$  and so are the operators  $R(\tilde{\varphi}), R^*(\varphi)$ , and it is not possible to represent  $\delta u$  through  $\xi_b, \xi_o$  in an explicit form. Therefore, before applying  $E$  we need to introduce some approximations of the operators involved in (4.8) independent of  $\xi_b, \xi_o$ . Consider the functions  $\tilde{\varphi} = \varphi^t + \tau\delta\varphi$  and  $\varphi = \varphi^t + \delta\varphi$  in (4.1)–(4.3). As far as we assume that  $E[\delta u] \approx 0$ , it is natural to consider  $E[\delta\varphi] \approx 0$ . Thus, the best value of  $\varphi$  and  $\tilde{\varphi}$  independent of  $\xi_o, \xi_b$  is apparently  $\varphi^t$  and we can use the following approximations:

$$R(\tilde{\varphi}) \approx R(\varphi^t), \quad R^*(\varphi) \approx R^*(\varphi^t), \quad (4.17)$$

Then (4.8) reduces to

$$H(\varphi^t)\delta u = V_b^{-1}\xi_b + R^*(\varphi^t)C^*V_o^{-1}\xi_o, \quad (4.18)$$

where

$$H(\cdot) = V_b^{-1} + R^*(\cdot)C^*V_o^{-1}CR(\cdot). \quad (4.19)$$

Now we express  $\delta u$  from equation (4.18)

$$\delta u = H^{-1}(\varphi^t)(V_b^{-1}\xi_b + R^*(\varphi^t)C^*V_o^{-1}\xi_o)$$

and obtain the expression for the analysis error covariance as follows

$$\begin{aligned} V_{\delta u} &= H^{-1}(\varphi^t)(V_b^{-1} + R^*(\varphi^t)C^*V_o^{-1}CR(\varphi^t))H^{-1}(\varphi^t) \\ &= H^{-1}(\varphi^t)H(\varphi^t)H^{-1}(\varphi^t) = H^{-1}(\varphi^t). \end{aligned} \quad (4.20)$$

In practice the 'true' field  $\varphi^t$  is not known (apart from the 'identical twin experiment' setup), thus we have to use its best available approximation  $\bar{\varphi}$  associated to a certain unique optimal solution  $\bar{u}$  defined by the real data  $(\bar{u}_b, \bar{y})$ , i.e. we have to use

$$V_{\delta u} = H^{-1}(\bar{\varphi}). \quad (4.21)$$

This formula is equivalent to a well established result (see Courtier *et al.* (1994); Rabier and Courtier (1992); Thacker (1989)) which is usually deduced (without considering the exact equation (4.8)) by straightforwardly simplifying the original nonlinear DA problem (3.2)-(3.3) under the assumption that

$$F(\varphi) - F(\varphi^t) \approx F'(\varphi)\delta\varphi, \quad \forall \varphi, \quad (4.22)$$

which is called the 'tangent linear hypothesis' (TLH). In particular, in Rabier and Courtier (1992), p.671, the error

equation is actually derived in the form

$$\begin{aligned} (V_b^{-1} + R^*(\varphi)C^*V_o^{-1}CR(\varphi))\delta u = \\ = V_b^{-1}\xi_b + R^*(\varphi)C^*V_o^{-1}\xi_o. \end{aligned} \quad (4.23)$$

It is obvious that the operators  $R(\varphi)$ ,  $R^*(\varphi)$  in this equation depend on the errors via  $\varphi$  and they cannot be treated as being constant with respect to  $\delta u$  when computing the expectation  $E[(\cdot, \delta u)_X \delta u]$ , as it has been done by Rabier and Courtier (1992). From (4.23) the authors nevertheless deduce the formula (4.21); hence, there is no difference in practical terms between the two approaches. However, it is clear from our derivation that the best estimate of  $V_{\delta u}$  via the inverse Hessian can be achieved given the origin  $\varphi^t$ . The error in this estimate is an averaged (over all possible implementations of  $\varphi$  and  $\bar{\varphi}$ ) error due to transitions  $R(\bar{\varphi}) \rightarrow R(\varphi^t)$  and  $R^*(\varphi) \rightarrow R^*(\varphi^t)$ ; we shall call it the 'linearization' error. The use of  $\bar{\varphi}$  instead of  $\varphi^t$  in the Hessian computations leads to another error, which shall be called the 'origin' error. It is important to distinguish these two errors. The first one is related to the method in use and can be eliminated if the error equation (4.8) for each  $\xi_1, \xi_2$  is satisfied exactly. This can be achieved by solving the perturbed original DA problem in the Monte Carlo loop with a large sample size, for example. The second one, however, cannot be eliminated by any method, given the state estimate almost always differs from the 'truth'. It should be mentioned in advance that the origin error can be significantly larger than the linearization error. This means, for example, that the use of the computationally expensive Monte Carlo instead of the inverse Hessian may lead to only marginal quality improvement. This issue is discussed in Gejadze *et al.* (2011) and a method of accessing the possible magnitude of the origin error is a subject of the forthcoming paper.

In the context of our approach, the 'tangent linear hypothesis' should be rather considered in the form

$$F(\varphi) - F(\varphi^t) \approx F'(\varphi^t)\delta\varphi, \quad \forall \varphi. \quad (4.24)$$

There is a clear difference between (4.24) and (4.22). For example, if we assume that  $E[\delta\varphi] = 0$  then  $E[F'(\varphi^t)\delta\varphi] = 0$ , however  $E[F'(\varphi)\delta\varphi] = E[F'(\varphi^t + \delta\varphi)\delta\varphi] \neq 0$ . One can easily imagine situations in which the condition (4.24) is far less demanding than (4.22). It is customarily said in the geophysical literature that  $V_{\delta u}$  can be approximated by the inverse Hessian if the TLH (4.22) is valid, which should be true if the nonlinearity is mild and/or the error  $\delta u$  and, subsequently,  $\delta\varphi$  are small. We would say more precisely that the linearization error in  $V_{\delta u}$  approximated by  $H^{-1}(\varphi^t)$  is small if the TLH (4.24) is valid. Moreover, we derive (4.20) via equation (4.8). From this derivation one can see that the validity of (4.20) depends on the accuracy of the approximations (4.17), which may still be accurate though (4.24) is not satisfied. This partially explains why in practice the approximation (4.20) is reasonably accurate if (4.24) is evidently not satisfied. Another reason is rooted in the stochastic properties of the nonlinear least squares estimator as discussed in Sec.6. However, it is hardly possible to judge on the magnitude of the origin error in relation to the condition (4.24) being valid or not.

## 5. Posterior covariance

In this section the expression for the Bayesian posterior covariance involving the Hessians of the original functional  $J(u)$  and the auxiliary functional  $J_1(\delta u)$  is derived, and its possible approximations are discussed. The results of this section demonstrate that the analysis error covariance and Bayesian posterior covariance are different objects and should not be confused.

Given  $u_b \sim \mathcal{N}(\bar{u}_b, V_b)$ ,  $y \sim \mathcal{N}(\bar{y}, V_o)$ , the following expression for the posterior distribution of  $u$  is derived from

the Bayes theorem (for details see Stuart (2010)):

$$p(u|\bar{y}) = \text{const} \cdot \exp\left(-\frac{1}{2}(V_b^{-1}(u - \bar{u}_b), u - \bar{u}_b)_X\right) \times \\ \times \exp\left(-\frac{1}{2}(V_o^{-1}(C\varphi - \bar{y}), C\varphi - \bar{y})_{Y_o}\right). \quad (5.1)$$

It follows from (5.1) that the solution to the variational DA problem (3.2)-(3.3) with the data  $y = \bar{y}$  and  $u_b = \bar{u}$  is equal to the mode of  $p(u, \bar{y})$ , see e.g. Lorenc (1986); Tarantola (1987). Accordingly, the Bayesian posterior covariance has to be defined by

$$\mathcal{V}_{\delta u} = E[(\cdot, u - E[u])_X (u - E[u])], \quad (5.2)$$

with  $u \sim p(u|\bar{y})$ . Clearly, in order to compute  $\mathcal{V}_{\delta u}$  by the Monte Carlo method, one must generate a sample of pseudo-random realizations  $u_i$  from  $p(u|\bar{y})$ . In particular, in the ensemble filtering methods (see Evensen (2003); Zupanski *et al.* (2008)) these are produced by solving the optimal control problem (i.e. inverse problem!) for independently perturbed data at the current time step by explicitly using the Kalman update formula in the EnKF of Evensen (2003) or by minimizing the nonlinear cost function in the MLEF of Zupanski *et al.* (2008). Then, the sample mean and the sample covariance (equivalent to (5.2)) are computed. As far as the ensemble filtering methods are considered as a special case of the Bayesian sequential estimation (Wikle and Berliner (2007), p.10), we may call the covariance obtained by the described method the 'Bayesian posterior covariance'. Following the similar approach in variational DA, one should consider  $u_i$  to be the solutions to the DA problem (3.2)-(3.3) with the perturbed data  $u_b = \bar{u}_b + \xi_b$ , and  $y = \bar{y} + \xi_o$ , where  $\xi_b \sim \mathcal{N}(0, V_b)$ ,  $\xi_o \sim \mathcal{N}(0, V_o)$ . Further we assume that  $E[u] = \bar{u}$ , where  $\bar{u}$  is the solution to the unperturbed problem (3.2)-(3.3), in which case  $\mathcal{V}_{\delta u}$  can be approximated as follows

$$\mathcal{V}_{\delta u} = E[(\cdot, u - \bar{u})_X (u - \bar{u})] = E[(\cdot, \delta u)_X \delta u]. \quad (5.3)$$

We will show that this covariance is different from the classical analysis error covariance (Rabier and Courtier (1992)) evaluated at the optimal solution  $\bar{u}$ .

Now, in order to build the posterior error covariance, let us consider the unperturbed optimality system (3.4)-(3.6) with fixed  $u_b = \bar{u}_b$ ,  $y = \bar{y}$ :

$$\frac{\partial \bar{\varphi}}{\partial t} = F(\bar{\varphi}) + f, \quad \varphi|_{t=0} = \bar{u}, \quad (5.4)$$

$$-\frac{\partial \bar{\varphi}^*}{\partial t} - (F'(\bar{\varphi}))^* \bar{\varphi}^* = -C^* V_o^{-1} (C \bar{\varphi} - \bar{y}), \quad (5.5)$$

$$V_b^{-1} (\bar{u} - \bar{u}_b) - \bar{\varphi}^*|_{t=0} = 0 \quad (5.6)$$

with the solution  $\{\bar{u}, \bar{\varphi}, \bar{\varphi}^*\}$ . Let us now introduce the perturbations as follows:  $u_b = \bar{u}_b + \xi_b$ ,  $y = \bar{y} + \xi_o$ , where  $\xi_b \in X$ ,  $\xi_o \in Y_o$ . The perturbed solution  $\{u, \varphi, \varphi^*\}$  satisfies (3.4)–(3.6). Let us denote  $\delta u = u - \bar{u}$ ,  $\delta \varphi = \varphi - \bar{\varphi}$  and  $\delta \varphi^* = \varphi^* - \bar{\varphi}^*$ . Then from (3.4)–(3.6) and (5.4)–(5.6) we obtain for  $\{\delta u, \delta \varphi, \delta \varphi^*\}$ :

$$\frac{\partial \delta \varphi}{\partial t} = F(\varphi) - F(\bar{\varphi}), \quad \delta \varphi|_{t=0} = \delta u, \quad (5.7)$$

$$-\frac{\partial \delta \varphi^*}{\partial t} - (F'(\varphi))^* \delta \varphi^* = [(F'(\varphi))^* - (F'(\bar{\varphi}))^*] \bar{\varphi}^* - C^* V_o^{-1} (C \delta \varphi - \xi_o), \quad (5.8)$$

$$V_b^{-1} (\delta u - \xi_b) - \delta \varphi^*|_{t=0} = 0. \quad (5.9)$$

Using the Taylor-Lagrange formulas  $F(\varphi) = F(\bar{\varphi}) + F'(\tilde{\varphi}_1) \delta \varphi$ ,  $F'(\varphi) = F'(\bar{\varphi}) + F''(\tilde{\varphi}_2) \delta \varphi$ , and introducing  $\tilde{\varphi}_1 = \bar{\varphi} + \tau_1 \delta \varphi$ ,  $\tilde{\varphi}_2 = \bar{\varphi} + \tau_2 \delta \varphi$ ,  $\tau_1, \tau_2 \in [0, 1]$ , we derive the system for errors:

$$\frac{\partial \delta \varphi}{\partial t} = F'(\tilde{\varphi}_1) \delta \varphi, \quad \delta \varphi|_{t=0} = \delta u, \quad (5.10)$$

$$-\frac{\partial \delta \varphi^*}{\partial t} - (F'(\varphi))^* \delta \varphi^* = [(F'(\tilde{\varphi}_2))^* \bar{\varphi}^*]' \delta \varphi - C^* V_o^{-1} (C \delta \varphi - \xi_o), \quad (5.11)$$

$$V_b^{-1} (\delta u - \xi_b) - \delta \varphi^*|_{t=0} = 0, \quad (5.12)$$

which is equivalent to a single operator equation for  $\delta u$ :

$$\mathcal{H}(\varphi, \tilde{\varphi}_1, \tilde{\varphi}_2) \delta u = V_b^{-1} \xi_b + R^*(\varphi) C^* V_o^{-1} \xi_o, \quad (5.13)$$

where

$$\mathcal{H}(\varphi, \tilde{\varphi}_1, \tilde{\varphi}_2) = V_b^{-1} + R^*(\varphi) (C^* V_o^{-1} C - [(F'(\tilde{\varphi}_2))^* \bar{\varphi}^*]') R(\tilde{\varphi}_1). \quad (5.14)$$

Here, the operators  $R$  and  $R^*$  are defined in Sect.4 and  $\mathcal{H}(\varphi, \tilde{\varphi}_1, \tilde{\varphi}_2) : X \rightarrow X$  can be defined by the successive solution of the following problems:

$$\frac{\partial \psi}{\partial t} = F'(\tilde{\varphi}_1) \psi, \quad \psi|_{t=0} = v, \quad (5.15)$$

$$-\frac{\partial \psi^*}{\partial t} - (F'(\varphi))^* \psi^* = [(F'(\tilde{\varphi}_2))^* \bar{\varphi}^*]' \psi - C^* V_o^{-1} C \psi, \quad (5.16)$$

$$\mathcal{H}(\varphi, \tilde{\varphi}_1, \tilde{\varphi}_2) v = V_b^{-1} v - \psi^*|_{t=0}. \quad (5.17)$$

Let us underline that the term involving  $F''$  in the right-hand side of (5.11) is of the first order accuracy with respect to  $\delta \varphi$ , the same as  $C^* V_o^{-1} C \delta \varphi$ , and, therefore, it cannot be neglected in derivation of the covariance. In general, the operator  $\mathcal{H}(\varphi, \tilde{\varphi}_1, \tilde{\varphi}_2)$  is neither symmetric, nor positive definite. However, if all its entries are the same, i.e.  $\varphi = \tilde{\varphi}_1 = \tilde{\varphi}_2$ , it becomes the Hessian  $\mathcal{H}(\varphi)$  of the cost function in the original DA problem (3.2)–(3.3), which is symmetric and, also, positive definite if  $u$  is a minimum point of  $J(u)$ . The equation (5.16) is often referred as the 'second order' adjoint model (Le Dimet *et al.* (2002)). Technically, this is simply an adjoint model with a specially defined source term.

As before, we assume that  $E(\delta u) \approx 0$ . Let us accept the following approximations

$$R(\tilde{\varphi}_1) \approx R(\bar{\varphi}), \quad R^*(\varphi) \approx R^*(\bar{\varphi}), \quad [(F'(\tilde{\varphi}_2))^* \bar{\varphi}^*]' \approx [(F'(\bar{\varphi}))^* \bar{\varphi}^*]'. \quad (5.18)$$



Then the exact error equation (5.13) is approximated as follows

$$\mathcal{H}(\bar{\varphi})\delta u = V_b^{-1}\xi_b + R(\bar{\varphi})^*C^*V_o^{-1}\xi_o, \quad (5.19)$$

where

$$\mathcal{H}(\cdot) = V_b^{-1} + R^*(\cdot)(C^*V_o^{-1}C - [(F'(\cdot))^*\bar{\varphi}^*]')R(\cdot). \quad (5.20)$$

Now, we express  $\delta u$  from equation (5.19)

$$\delta u = \mathcal{H}^{-1}(\bar{\varphi})(V_b^{-1}\xi_b + R(\bar{\varphi})^*C^*V_o^{-1}\xi_o),$$

and obtain an approximate expression for the posterior error covariance

$$\begin{aligned} \mathcal{V}_{\delta u} &\approx \mathcal{V}_1 = \mathcal{H}^{-1}(\bar{\varphi})(V_b^{-1} + R^*(\bar{\varphi})V_o^{-1}R(\bar{\varphi}))\mathcal{H}^{-1}(\bar{\varphi}) = \\ &= \mathcal{H}^{-1}(\bar{\varphi})H(\bar{\varphi})\mathcal{H}^{-1}(\bar{\varphi}), \end{aligned} \quad (5.21)$$

where  $H(\bar{\varphi})$  is the Hessian of the cost function  $J_1$  in the auxiliary DA problem (4.13)-(4.14), computed at  $\theta = \bar{\varphi}$ .

Obviously, the above double-product formula could be overly sensitive to the errors due to the approximations (5.18). By assuming  $H(\bar{\varphi})\mathcal{H}^{-1}(\bar{\varphi}) \approx I$  we obtain a more stable (but, possibly, less accurate) approximation

$$\mathcal{V}_{\delta u} \approx \mathcal{V}_2 = \mathcal{H}^{-1}(\bar{\varphi}). \quad (5.22)$$

It is interesting to note that  $\mathcal{H}^{-1}(\bar{\varphi})$  is known as the asymptotic Bayesian covariance in the framework of the Bayesian asymptotic theory, see Heyde and Johnstone (1979), Kim (1994). By assuming  $\mathcal{H}^{-1}(\bar{\varphi}) \approx H^{-1}(\bar{\varphi})$  we obtain from (5.21) yet another (more crude than (5.22)) approximation

$$\mathcal{V}_{\delta u} \approx \mathcal{V}_3 = H^{-1}(\bar{\varphi}), \quad (5.23)$$

i.e. the inverse Hessian of the auxiliary DA problem can be considered as an approximation to both the posterior error covariance and the analysis error covariance evaluated at  $\bar{\varphi}$ .

## 6. 'Effective' covariance estimates

At the end of Sec.4 the linearization and origin errors in the analysis error covariance have been discussed. We say that the linearization error can be relatively small even though the TLH is violated to a certain degree. However, when the nonlinearity becomes stronger and/or the input data errors become larger, the inverse Hessian may not properly approximate the analysis error covariance (even for the known 'true' state), in which case the 'effective' inverse Hessian (see Gejadze *et al.* (2011)) should be used instead:

$$V_{\delta u} = E[H^{-1}(\varphi)]. \quad (6.1)$$

Apparently, the same must be true for the posterior error covariance computed by (5.21). By following the reasoning of Gejadze *et al.* (2011), let us consider the discretized nonlinear error equation (5.13) and write down the expression for  $\delta u$ :

$$\delta u = \mathcal{H}^{-1}(\varphi, \tilde{\varphi}_1, \tilde{\varphi}_2)(V_b^{-1}\xi_b + R^*(\varphi)C^*V_o^{-1}\xi_o).$$

For the covariance  $\mathcal{V}_{\delta u}$  we have an expression as follows:

$$\begin{aligned} \mathcal{V}_{\delta u} &= E[\mathcal{H}^{-1}V_b^{-1}\xi_b\xi_b^T V_b^{-1}\mathcal{H}^{-1}] \\ &+ E[\mathcal{H}^{-1}R^*(\varphi)C^*V_o^{-1}\xi_o\xi_o^T V_o^{-1}CR(\varphi)\mathcal{H}^{-1}] \\ &+ E[\mathcal{H}^{-1}V_b^{-1}\xi_b\xi_o^T V_o^{-1}CR(\varphi)\mathcal{H}^{-1}] \\ &+ E[\mathcal{H}^{-1}R^*(\varphi)C^*V_o^{-1}\xi_o\xi_b^T V_b^{-1}\mathcal{H}^{-1}], \end{aligned} \quad (6.2)$$

where  $\mathcal{H}^{-1} = \mathcal{H}^{-1}(\varphi, \tilde{\varphi}_1, \tilde{\varphi}_2)$ . As discussed in Gejadze *et al.* (2011), we approximate the products  $\xi_b\xi_b^T$ ,  $\xi_o\xi_o^T$ ,  $\xi_b\xi_o^T$  and  $\xi_o\xi_b^T$  in (6.2) by  $E[\xi_b\xi_b^T] = V_b$ ,  $E[\xi_o\xi_o^T] = V_o$ , and  $E[\xi_b\xi_o^T] = 0$ ,  $E[\xi_o\xi_b^T] = 0$  (since  $\xi_b$  and  $\xi_o$  are mutually uncorrelated), respectively. Thus, we write an



approximation of  $\mathcal{V}_{\delta u}$  as follows:

$$\mathcal{V}_{\delta u} = E [\mathcal{H}^{-1}(\varphi, \tilde{\varphi}_1, \tilde{\varphi}_2) H(\varphi) \mathcal{H}^{-1}(\varphi, \tilde{\varphi}_1, \tilde{\varphi}_2)].$$

First, we substitute a possibly asymmetric and indefinite operator  $\mathcal{H}(\varphi, \tilde{\varphi}_1, \tilde{\varphi}_2)$  by the Hessian  $\mathcal{H}(\varphi)$ , in which case we obtain

$$\mathcal{V}_{\delta u} \approx \mathcal{V}_1^e = E [\mathcal{H}^{-1}(\varphi) H(\varphi) \mathcal{H}^{-1}(\varphi)]. \quad (6.3)$$

Here we keep in mind that  $\varphi := \varphi(u) = \varphi(\bar{u} + \delta u)$ , where  $\delta u$  is a random vector, therefore it is the variable of integration in  $E$ . Next, by assuming  $H(\varphi)\mathcal{H}^{-1}(\varphi) \approx I$  we obtain a more stable (but, possibly, less accurate) approximation

$$\mathcal{V}_{\delta u} \approx \mathcal{V}_2^e = E [\mathcal{H}^{-1}(\varphi)]. \quad (6.4)$$

Finally, by assuming  $\mathcal{H}^{-1}(\varphi) \approx H^{-1}(\varphi)$  we obtain yet another (more crude than (6.4)) approximation

$$\mathcal{V}_{\delta u} \approx \mathcal{V}_3^e = E [H^{-1}(\varphi)], \quad (6.5)$$

which is equivalent to (6.1). Therefore, the 'effective' inverse Hessian can also be considered as an approximation to the posterior error covariance.

## 7. Implementation remarks

In this section the key implementation issues including preconditioning, regularization, and computation of the 'effective' covariance estimates are considered.

### 7.1. Preconditioning

Preconditioning can be used to accelerate computation of the inverse Hessian by the iterative methods, such as BFGS or Lanczos. The latter evaluates the eigenvalues and eigenvectors (or, more precisely, the Ritz values and Ritz vectors) of an operator using the operator-vector action result. Since  $\mathcal{H}$  is self-adjoint, we must consider a projected

Hessian in a symmetric form:

$$\tilde{\mathcal{H}}(\cdot) = (B^{-1})^* \mathcal{H}(\cdot) B^{-1},$$

with some operator  $B : X \rightarrow X$ , defined in such a way that: a) most eigenvalues of  $\tilde{\mathcal{H}}$  are clustered around 1; b) there are only a few eigenvalues significantly different from 1 (dominant eigenvalues). A sensible approximation of  $\tilde{\mathcal{H}}^{-1}$  can be obtained using these dominant eigenvalues and the corresponding eigenvectors, the number of which is expected to be much smaller than the state-vector dimension  $M$ . After that, having computed  $\tilde{\mathcal{H}}^{-1}$ , one can easily recover  $\mathcal{H}^{-1}$  using the formula

$$\mathcal{H}^{-1}(\cdot) = B^{-1} \tilde{\mathcal{H}}^{-1}(\cdot) (B^{-1})^*.$$

By comparing the expression (5.20) to (4.19) we notice that  $\mathcal{H}(\cdot)$  is different from  $H(\cdot)$  due to the presence of the second order term  $[(F'(\cdot))^* \tilde{\varphi}^*]'$ . If we assume that the difference between  $\mathcal{H}(\cdot)$  and  $H(\cdot)$  is not large, then  $H^{-1/2}(\cdot)$  can be used for efficient preconditioning of  $\mathcal{H}(\cdot)$ .

Thus, we will look for the projected Hessian

$$\tilde{\mathcal{H}}(\cdot) = H^{-1/2}(\cdot) \mathcal{H}(\cdot) H^{-1/2}(\cdot), \quad (7.1)$$

in which case the posterior error covariance  $\mathcal{V}_{\delta u}$  can be approximated by the following estimates:

$$\mathcal{V}_1 = H^{-1/2}(\bar{\varphi}) \tilde{\mathcal{H}}^{-2}(\bar{\varphi}) H^{-1/2}(\bar{\varphi}), \quad (7.2)$$

$$\mathcal{V}_2 = H^{-1/2}(\bar{\varphi}) \tilde{\mathcal{H}}^{-1}(\bar{\varphi}) H^{-1/2}(\bar{\varphi}). \quad (7.3)$$

It is clear, therefore, that  $H^{-1/2}(\bar{\varphi})$  has to be computed first. For computing  $H^{-1}(\cdot)$  itself the preconditioning in the form  $B^{-1} = V_b^{1/2}$  is used. The result can be presented in the limited-memory form

$$H^{-1}(\cdot) = V_b^{1/2} \tilde{H}^{-1}(\cdot) V_b^{1/2} \quad (7.4)$$

with

$$\tilde{H}^{-1}(\cdot) = I + \sum_{i=1}^{K_1} (s_i^{-1} - 1) U_i U_i^T, \quad (7.5)$$

where  $\{s_i, U_i\}, i = 1, \dots, K_1 < M$  are the eigenvalues and eigenvectors of  $\tilde{H}(\cdot)$  for which the values of  $|s_i^{-1} - 1|$  are most significant. The matrix functions theory (see e.g. Bellman (1960)) asserts that for any symmetric matrix  $A$  (which may be presented in the form  $A = BDB^T$ , where  $D$  is a diagonal matrix,  $B$  is an orthogonal matrix), and for any function  $f$  the following definition holds:

$$f(A) = Bf(D)B^T.$$

In particular, if  $f$  is the power function, we obtain as follows:

$$A^\alpha = BD^\alpha B^T, \quad \alpha \in \mathcal{R}. \quad (7.6)$$

For example, if  $\tilde{H}$  is presented in the form  $\tilde{H} = USU^T$  (symmetric eigenvalue decomposition), then  $\tilde{H}^{-1} = US^{-1}U^T$ . Assuming that only  $K_1$  first eigenvalues are distinct from 1, i.e.  $(s_i^{-1} - 1) \approx 0, \forall i > K_1$ , we obtain (7.5). Let us mention that in geophysical literature the expression (7.5) is usually derived in a more cumbersome way by considering the Sherman-Morrison-Woodbury inversion formula (see for example Powell and Moore (2009)). Given the pairs  $\{s_i, U_i\}$ , the limited-memory square root operator  $\tilde{H}^{-1/2}(\cdot)$  can be computed as follows:

$$\tilde{H}^{-1/2}(\cdot) = I + \sum_{i=1}^{K_1} (s_i^{-1/2} - 1) U_i U_i^T. \quad (7.7)$$

Thus, we can compute  $H^{-1/2}(\cdot)v = V_b^{1/2} \tilde{H}^{-1/2}(\cdot)v$ , which is needed for (7.1). Another way to compute  $\tilde{H}^{-1/2}(\cdot)v$  is the recursive procedure suggested in Tshimanga *et al.* (2008) (Appendix A, Theorem 2). The operators  $\tilde{\mathcal{H}}^{-1}(\cdot)$  and  $\tilde{\mathcal{H}}^{-2}(\cdot)$  can also be computed by the Lanczos algorithm in the limited-memory form equivalent

to (7.5):

$$\tilde{\mathcal{H}}^{-1}(\cdot) = I + \sum_{i=1}^{K_2} (\lambda_i^{-1} - 1) \mathcal{U}_i \mathcal{U}_i^T, \quad (7.8)$$

$$\tilde{\mathcal{H}}^{-2}(\cdot) = I + \sum_{i=1}^{K_2} (\lambda_i^{-2} - 1) \mathcal{U}_i \mathcal{U}_i^T, \quad (7.9)$$

where  $\{\lambda_i, \mathcal{U}_i\}, i = 1, \dots, K_2$  are the dominant eigenvalues and eigenvectors of  $\tilde{\mathcal{H}}(\cdot)$ , the number of which is expected to be much smaller than  $K_1$ . The advantage of computing  $\mathcal{V}_1$  or  $\mathcal{V}_2$  in the form (7.2), (7.3) is therefore obvious: the second order adjoint model has to be called only  $K_2$  times.

## 7.2. Regularization

Let us consider two symmetric positive definite  $M \times M$  matrices  $A$  and  $B$  and introduce the divergence matrix  $\Gamma(A, B) = B^{-1/2}AB^{-1/2}$ . We define the Riemann distance between  $A$  and  $B$  as follows:

$$\mu(A, B) = \|\log \Gamma(A, B)\| = \left( \sum_{i=1}^M \log^2 \gamma_i \right)^{1/2}, \quad (7.10)$$

where  $\gamma_i$  are the eigenvalues of  $\Gamma(A, B)$  (see e.g. Moakher (2005)).

Comparing (7.2) and (7.3) and taking into account (7.8), (7.9) we notice that the Riemann distance between  $\mathcal{V}_3 = H^{-1}$  and  $\mathcal{V}_2$  is defined by  $(\lambda_i^{-1} - 1)$ , whereas the distance between  $\mathcal{V}_3$  and  $\mathcal{V}_1$  by  $(\lambda_i^{-2} - 1)$ . Therefore, the norm of  $\mathcal{V}_1$  can be significantly larger than of  $\mathcal{V}_2$ , which clearly explains the increased sensitivity of  $\mathcal{V}_1$  to the approximation error due to transitions (5.18) (as compared to  $\mathcal{V}_2$ ). A simple approach to regularize  $\mathcal{V}_1$  is to present it in the form

$$\mathcal{V}_1 = H^{-1/2}(\bar{\varphi}) \tilde{\mathcal{H}}^{-(1+\alpha)}(\bar{\varphi}) H^{-1/2}(\bar{\varphi}) \quad (7.11)$$

with

$$\tilde{\mathcal{H}}^{-(1+\alpha)}(\cdot) = I + \sum_{i=1}^{K_2} (\lambda_i^{-(1+\alpha)} - 1) \mathcal{U}_i \mathcal{U}_i^T, \quad (7.12)$$

where  $\alpha = \alpha(\lambda_1, \dots, \lambda_{K_2}) \in (0, 1)$ . The idea of this approach is to bound the distance between  $\mathcal{V}_1$  and  $\mathcal{V}_2$  dependent on the values  $(\lambda_i^{-1} - 1)$ . For example, the following rule defining  $\alpha$  is suggested and used in computations:

$$\alpha = \begin{cases} \cos(\frac{\pi}{2} x), & |x| \leq 1 \\ 0, & |x| > 1 \end{cases}, \quad (7.13)$$

$$x = \log_{\beta}(\lambda_{max}),$$

where  $\lambda_{max} < 1$  is the eigenvalue for which  $1 - \lambda_i$  takes the largest positive value, and  $\beta > 1$  is the regularization parameter to be chosen. Let us note that if all  $\lambda_i \geq 1$ , no regularization is required, i.e.  $\alpha = 1$ .

### 7.3. Computation of the 'effective' estimates

Let us consider, for example, equation (6.5):

$$\mathcal{V}_{\delta u} \approx \mathcal{V}_3^e = E [H^{-1}(\varphi)] .$$

The field  $\varphi = \varphi(x, t)$  in this equation corresponds to the perturbed optimal solution  $u = \bar{u} + \delta u$ , which is the solution to the optimality system (3.4)-(3.6) with the perturbed data  $u_b = \bar{u}_b + \xi_b$  and  $y = \bar{y} + \xi_o$ . Given a set of independent perturbations  $\xi_b^i, \xi_o^i$ ,  $i = 1, \dots, L$ , where  $L$  is the sample size, one can compute a set of  $u^i$  and, then,  $\mathcal{V}_3^e$  as a sample mean:

$$\mathcal{V}_3^e = \frac{1}{L} \sum_{i=1}^L [H^{-1}(\varphi(u^i))] . \quad (7.14)$$

Clearly, this method is very expensive because it requires a set of optimal solution to be computed. A far more feasible method is suggested in Gejadze *et al.* (2011). The idea of the method is to substitute a set of optimal solutions by a set of functions which belong to and best represent the same (as the optimal solutions) probability distribution. Assuming that  $u$  has a close-to normal distribution we are looking for

$\mathcal{V}_3^e$  which satisfies the system as follows:

$$\begin{cases} \mathcal{V}_3^e = E [H^{-1}(\varphi(u))] , \\ u \sim \mathcal{N}(\bar{u}, \mathcal{V}_3^e) . \end{cases} \quad (7.15)$$

A very significant reduction of computational costs can be achieved if  $H^{-1/2}(\varphi(\bar{u}))$  is used for preconditioning when computing  $H^{-1}(\varphi(u^i))$  (also see in Gejadze *et al.* (2011)). In the same way as  $\mathcal{V}_3^e$  the estimates  $\mathcal{V}_2^e$  and  $\mathcal{V}_1^e$  can be computed.

## 8. Asymptotic properties of the analysis and posterior errors

In this section the asymptotic properties of the regularized least square estimator (4D-Var) and of the Bayesian estimator are discussed. These are important properties which justify the use of the Hessian-based approximations of the covariances considered in this paper.

Let us consider the error equations (4.8) and (5.13). Both these equations can be rewritten in an equivalent form (see Appendix):

$$J''(\tilde{u}) \delta u = -J'(\hat{u}), \quad (8.1)$$

where  $J$  is the cost functional (3.3),  $\tilde{u} = \hat{u} + \tau(u - \hat{u})$ ,  $\tau \in [0, 1]$  and  $\delta u = u - \hat{u}$  ( $\hat{u} = u^t$  and  $\hat{u} = \bar{u}$  for (4.8) and (5.13), correspondingly). This form of the error equation coincides with the equation obtained in Amemiya (1983) while considering the nonlinear least-squares estimation problem for a cost functional similar to (3.3), but without the penalty (background) term. In this case, the statistical properties of the nonlinear least-squares estimator have been analyzed by many authors. For a univariate case, the classical result (see Jennrich (1969)) states that  $\delta u$  is consistent and asymptotically normal if  $\xi_o$  is an independent identically distributed (i.i.d.) random variable with  $E[\xi_o] = 0$  and  $E[\xi_o^2] = \sigma^2 < \infty$ . In the data assimilation problem (3.1)-(3.3) 'asymptotically' means that, given the observation array,  $T \rightarrow \infty$  given the finite observation time step  $dt$ , or  $dt \rightarrow 0$  given the finite observation window  $[0, T]$ . Let us stress that for the

asymptotic normality of  $\delta u$  the error  $\xi_o$  is not required to be normal. This original result have been generalized to the multivariate case and to the case of serially correlated, yet identically distributed observations, by White and Domowitz (1984), whereas even more general case is considered in Yuan and Jennrich (1998).

In the present paper we consider the complete cost functional (3.3) and, correspondingly, both  $J'' \equiv \mathcal{H}(\tilde{\varphi})$  and  $J'$  in (8.1) contain additional terms, that is:

$$J''(\tilde{u}) = V_b^{-1} + R^*(\tilde{\varphi})(C^*V_o^{-1}C - [(F'(\tilde{\varphi}))^*\tilde{\varphi}^*]')R(\tilde{\varphi}).$$

$$-J'(\hat{u}) = V_b^{-1}\xi_b + R^*(\hat{\varphi})C^*V_o^{-1}\xi_o.$$

To analyze a possible impact of these terms let us follow the reasoning of Amemiya (1983), pp. 337-345. It is concluded that the error  $\delta u$  is consistent and asymptotically normal when: a) the right-hand side of the error equation is normal; b) the left-hand side matrix converges in probability to a non-random value. These conditions are met under certain general regularity requirements to the function  $F(\varphi)$ , which are incomparably weaker than the tangent linear hypothesis and do not depend on the magnitude of the input errors. It is easy to see that the first condition holds if  $\xi_b$  is normally distributed. Since  $V_b^{-1}$  is a constant matrix, the second condition always holds as long as it holds for  $R^*(\tilde{\varphi})(C^*V_o^{-1}C - [(F'(\tilde{\varphi}))^*\tilde{\varphi}^*]')R(\tilde{\varphi})$ . Therefore, one may conclude that  $\delta u$  from (4.8), (5.13) is bound to remain asymptotically normal. In practice the observation window  $[0, T]$  and the observation time step  $dt$  are always finite implying the finite number of i.i.d. observations. Moreover, it is not easy to access how large the number of observations must be for the desired asymptotic properties to be reasonably approximated. Some nonlinear least-square problems in which the normality of the estimation error holds for 'practically relevant' sample sizes are said to exhibit a 'close-to-linear' statistical behavior. The method suggested in Ratkowsky (1983) to verify this behavior is, essentially, a normality test applied to a generated

sample of optimal solutions, which is hardly feasible for large-scale applications. Nevertheless, for certain highly nonlinear evolution models it is reasonable to expect that the distribution of  $\delta u$  might be reasonably close to normal if the number of i.i.d. observations is significant in time (typically, in variational DA for the medium range weather forecast one uses  $T = 6h$  with the observation step  $dt = 2min$ ), and the observation network is sufficiently dense in space.

## 9. Numerical validation

In this section the details of numerical implementation are provided. These include the description of the numerical experiments and of the numerical model.

### 9.1. Description of numerical experiments

In order to validate the presented theory a series of numerical experiments has been performed. We assign a certain function  $u$  to be the 'true' initial state  $u^t$ . Given  $u^t$ , we compute a large ( $L = 2500$ ) ensemble of optimal solutions  $\{u_i(u^t)\}$ ,  $i = 1, \dots, L$  by solving  $L$  times the data assimilation problem (3.2)-(3.3) with the perturbed data  $u_b = u^t + \xi_b$  and  $y = C\varphi^t + \xi_o$ , where  $\xi_b \sim \mathcal{N}(0, V_b)$  and  $\xi_o \sim \mathcal{N}(0, V_o)$ . Based on this ensemble the sample mean and sample covariance matrix are computed. The latter is further processed to filter out the sampling error (as described in Gejadze *et al.* (2011)); the result is considered to be the reference ('true') value  $\hat{V}$  of the analysis error covariance matrix  $V_{\delta u}$ . Obviously, each ensemble member  $u_i(u^t)$  may be regarded as a unique 'true' optimal solution  $\bar{u}$  conditioned on a 'come true' implementation of the random processes  $\xi_b$  and  $\xi_o$ , which define the input data  $\bar{u}_b$  and  $\bar{y}$ . Next we choose  $\bar{u}$  to be a certain  $u_i(u^t)$  for which the statistics  $d = (u_i - u^t)^T \hat{V}^{-1}(u_i - u^t)$  is close enough to the state-vector dimension  $M$  ( $d$  has  $\chi^2$ -distribution with  $M$  degrees of freedom). For any  $\bar{u}$  we compute a large ( $L = 2500$ ) ensemble of optimal solutions  $\{u_i(\bar{u})\}$ ,  $i = 1, \dots, L$  by solving  $L$  times the data assimilation problem (3.2)-(3.3) with the perturbed data  $u_b = \bar{u}_b + \xi_b$  and  $y = \bar{y} + \xi_o$ . Based on this ensemble the sample mean and

sample covariance matrix are computed. The latter is further processed to filter out the sampling error; the result is considered to be the reference ('true') value  $\hat{\mathcal{V}}$  of the posterior error covariance matrix  $\mathcal{V}_{\delta u}$  associated with chosen  $\bar{u}$ . Next we compute the estimates of  $\mathcal{V}_{\delta u}$ :  $\mathcal{V}_1$  by (5.21),  $\mathcal{V}_2$  by (5.22),  $\mathcal{V}_3$  by (5.23),  $\mathcal{V}_1^e$  by (6.3),  $\mathcal{V}_2^e$  by (6.4) and  $\mathcal{V}_3^e$  by (6.5), and compare them to  $\hat{\mathcal{V}}$ . The accuracy of approximations of  $\mathcal{V}_{\delta u}$  by different  $\mathcal{V}$  can be quantified by the Riemann distance  $\mu(\mathcal{V}, \mathcal{V}_{\delta u})$  defined by (7.10). It is also worth noting that  $\tilde{H}^{-1} = \Gamma(H^{-1}, V_b)$  and  $\tilde{\mathcal{H}}^{-1} = \Gamma(\mathcal{H}^{-1}, H^{-1})$ . Since the computational efficiency is not the major issue in this paper, the 'effective' estimates  $\mathcal{V}_1^e$ ,  $\mathcal{V}_2^e$  and  $\mathcal{V}_3^e$  are evaluated as the sample mean (see (7.14) for  $\mathcal{V}_3^e$ ) using the first 100 members of the ensemble  $\{u_i(\bar{u})\}$ , which are available after computing the reference posterior error covariance  $\hat{\mathcal{V}}$ .

## 9.2. Numerical model

As a nonlinear evolution model for  $\varphi(x, t)$  we use the 1D Burgers equation with a nonlinear viscous term

$$\frac{\partial \varphi}{\partial t} + \frac{1}{2} \frac{\partial(\varphi^2)}{\partial x} = \frac{\partial}{\partial x} \left( \nu(\varphi) \frac{\partial \varphi}{\partial x} \right), \quad (9.1)$$

$$\varphi = \varphi(x, t), \quad t \in (0, T), \quad x \in (0, 1),$$

with the Neumann boundary conditions

$$\left. \frac{\partial \varphi}{\partial x} \right|_{x=0} = \left. \frac{\partial \varphi}{\partial x} \right|_{x=1} = 0 \quad (9.2)$$

and the viscosity coefficient

$$\nu(\varphi) = \nu_0 + \nu_1 \left( \frac{\partial \varphi}{\partial x} \right)^2, \quad \nu_0, \nu_1 = \text{const} > 0. \quad (9.3)$$

The nonlinear diffusion term with  $\nu(\varphi)$  dependent on  $\varphi'_x$  is introduced to mimic the eddy viscosity (turbulence), which depends on the field gradients (pressure, temperature), rather than on the field value itself. This type of  $\nu(\varphi)$  also allows us to formally qualify the problem (9.1)-(9.3) as strongly nonlinear, see Fučík and Kufner (1980). Let us

mention that Burgers equations are sometimes considered in DA context as a simple model of atmospheric flow motion.

We use the implicit time discretization as follows

$$\frac{\varphi^i - \varphi^{i-1}}{h_t} + \frac{\partial}{\partial x} \left( \frac{1}{2} w(\varphi^i) \varphi^i - \nu(\varphi^i) \frac{\partial \varphi^i}{\partial x} \right) = 0, \quad (9.4)$$

where  $i = 1, \dots, N$  is the time integration index,  $h_t = T/N$  is a time step. The spatial operator is discretized on a uniform grid ( $h_x$  is the spatial discretization step,  $j = 1, \dots, M$  is the node number,  $M$  is the total number of grid nodes) using the 'power law' first-order scheme as described in Patankar (1980), which yields quite a stable discretization scheme (this scheme allows  $\nu(\varphi)$  as small as  $0.5 \times 10^{-4}$  for  $M = 200$  without noticeable oscillations). For each time step we perform nonlinear iterations on coefficients  $w(\varphi) = \varphi$  and  $\nu(\varphi)$ , assuming initially that  $\nu(\varphi_i) = \nu(\varphi_{i-1})$  and  $w(\varphi_i) = \varphi_{i-1}$ , and keep iterating until (9.4) is satisfied (i.e. the norm of the left-hand side in (9.4) becomes smaller than a threshold  $\epsilon_1 = 10^{-12} M^{1/2}$ ). In all computations presented in this paper the following parameters are used: observation period  $T = 0.32$ , discretization steps  $h_t = 0.004$ ,  $h_x = 0.005$ , state vector dimension  $M = 200$ , and parameters in (9.3)  $\nu_0 = 10^{-4}$ ,  $\nu_1 = 10^{-6}$ .

For numerical experiments two initial conditions  $u^t = \varphi^t(x, 0)$  have been chosen; below these will be referred as case A and case B. For each case, the state evolution  $\varphi^t(x, t)$  is presented in Fig.1(left) and Fig.1(right), respectively. A well known property of Burgers solutions is that a smooth initial condition evolves into shocks. However, the diffusion term in the form (9.3) helps to limit the field gradients and to avoid the typical oscillations. The first initial condition is a lifted *cos* function. Apparently, the area to the left of the minimum points at  $x = 0.5$  and  $x = 1$  are the areas where the shocks form. The level of nonlinearity related to the convective term can be easily controlled in this case by adding a constant. In the second case, we combine two *cos* functions of different frequency and sign. Moreover, in the area  $x \in (0.45, 0.55)$  one has  $\varphi^t(x, 0) = 0$ , i.e.



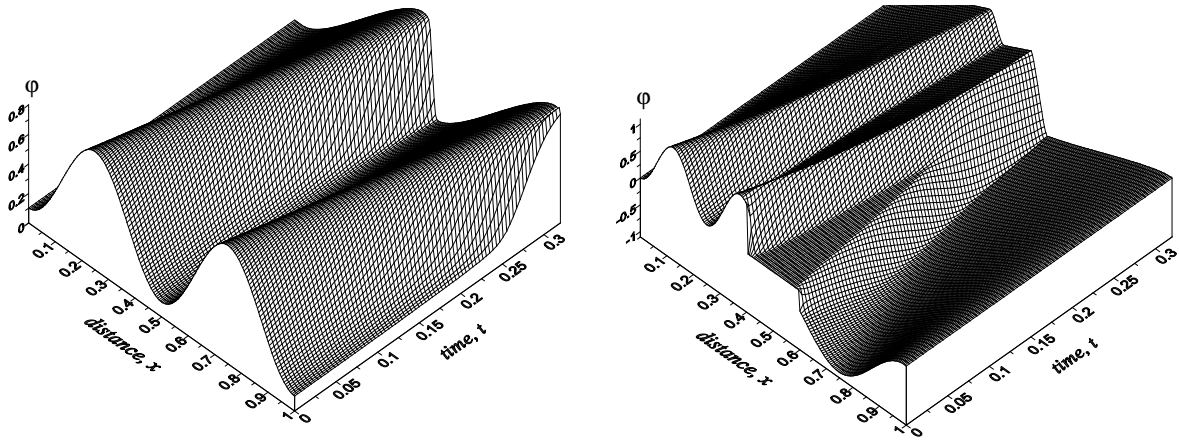


Figure 1. Field evolution. Left - case A, right - case B.

only the nonlinear diffusion process initially takes place in this part of the domain. Different observation schemes are used: for case A - the sensor location coordinates  $\hat{x}_k = \{0.35, 0.4, 0.5, 0.6, 0.65\}$  and for case B -  $\hat{x}_k = \{0.35, 0.45, 0.5, 0.55, 0.65\}$ .

### 9.3. Additional details

The consistent tangent linear and adjoint models (operators  $R$  and  $R^*$ ) have been generated by the Automatic Differentiation tool TAPENADE (Hascoët and Pascual (2004)) from the forward model code implementing (9.4). The consistent second order term  $[(F'(\cdot))^* \bar{\varphi}^*]'$  has been generated in the same way from the piece of the code describing the local spatial discretization stencil, then manually introduced as a source term to the adjoint model (4.11) to form the second order adjoint model. Both adjoint models have been validated using the standard gradient tests.

Solutions to the DA problem (3.2)-(3.3) have been obtained using the limited-memory BFGS minimization algorithm (Liu and Nocedal (1989)). For each set of perturbations the problem is solved twice: first starting from the unperturbed state  $u^t$  (or  $\bar{u}$ ), then starting from the background  $u_b = u^t + \xi_b$  (or  $u_b = \bar{u}_b + \xi_b$ ). If close results are obtained, the solution is accepted as an ensemble member. This is done to avoid difficulties related to a possible multi-extrema nature of the cost function (3.3).

In all computations reported in this paper less than 3% of solutions have been eventually discarded for each ensemble.

The eigenvalue analysis of operators has been performed by the Implicitly Restarted Arnoldi Method (symmetric driver *dsdrv1*, ARPACK library, Lehoucq *et al.* (1988)). The operators  $\tilde{H}(\varphi(\bar{u}))$  and  $\tilde{\mathcal{H}}(\varphi(\bar{u}))$  needed for evaluating  $\mathcal{V}_{1,2,3}$  have been computed without limiting the number of Lanczos iterations. However, when computing the effective values  $\mathcal{V}_{1,2,3}^e$ , the number of iterations have been limited by 20 and only the 'converged' eigenpairs (parameter *tol* = 0.001 in *dsdrv1*) has been used to form  $\tilde{H}(\varphi(u^i))$  and  $\tilde{\mathcal{H}}(\varphi(u^i))$ .

The background error covariance  $V_b$  is computed assuming that the background error belongs to the Sobolev space  $W_2^2(0, 1)$  (see Gejadze *et al.* (2010) for details). The resulting correlation function is as presented in Fig.2, the background error variance is  $\sigma_b^2 = 0.02$ , the observation error variance is  $\sigma_o^2 = 0.001$ .

## 10. Numerical results

In this section we consider the numerical results which validate the presented theory.

For a given 'true' initial state (case A or case B), from the first 50 members of the corresponding ensemble  $\{u_i(u^t)\}$  we choose 10 optimal solutions  $\bar{u}$  such that the Riemann distance  $\mu(\mathcal{H}^{-1}(\bar{u}), H^{-1}(\bar{u}))$  given by (7.10) is most significant. These solutions are numbered as  $\bar{u}_k$ ,  $k =$

Case	$\mu^2(\mathcal{V}_3, \hat{\mathcal{V}})$	$\mu^2(\mathcal{V}_2, \hat{\mathcal{V}})$	$\mu^2(\mathcal{V}_1, \hat{\mathcal{V}})$	$\mu^2(\mathcal{V}_3^e, \hat{\mathcal{V}})$	$\mu^2(\mathcal{V}_2^e, \hat{\mathcal{V}})$	$\mu^2(\mathcal{V}_1^e, \hat{\mathcal{V}})$
A1	3.817	3.058	4.738	2.250	1.418	1.151
A2	17.89	18.06	21.50	2.535	1.778	1.602
A3	10.89	9.183	8.988	4.725	3.013	2.627
A4	3.489	2.960	4.286	2.190	1.342	1.079
A5	5.832	5.070	5.778	3.710	2.886	2.564
A6	9.048	8.362	10.16	2.539	1.748	1.474
A7	20.21	19.76	22.24	4.290	3.508	3.383
A8	1.133	0.585	1.419	1.108	0.466	0.246
A9	20.18	20.65	24.52	2.191	1.986	1.976
A10	10.01	8.521	8.411	3.200	2.437	2.428
B1	7.271	6.452	6.785	2.852	1.835	1.476
B2	16.42	14.89	14.70	15.61	14.11	13.77
B3	9.937	10.70	17.70	4.125	3.636	3.385
B4	6.223	5.353	11.50	2.600	1.773	1.580
B5	10.73	9.515	9.875	4.752	3.178	2.530
B6	6.184	4.153	8.621	4.874	2.479	1.858
B7	9.551	9.818	26.51	3.912	3.195	2.971
B8	5.948	4.845	7.105	3.484	2.105	1.745
B9	17.10	15.69	16.77	5.025	4.186	3.854
B10	8.230	7.685	7.827	3.787	2.861	2.647

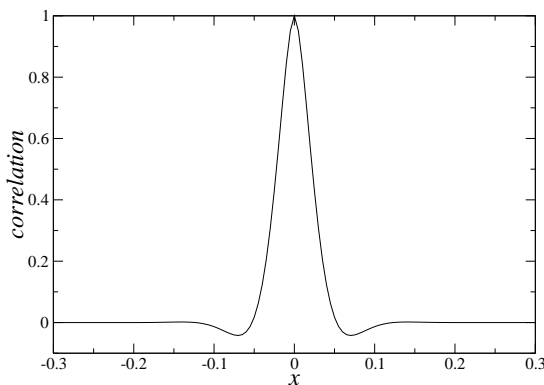
Table I. Summary of numerical experiments: squared Riemann distance  $\mu^2(\cdot, \cdot)$ 

Figure 2. Correlation function.

1, ..., 10 and referred below as 'case  $Ak$ ' or 'case  $Bk$ '. For each  $\bar{u}_k$  we compute the sample of  $\{u_i(\bar{u}_k)\}$ ; then, consequently, the sample mean, the sample covariance and the reference posterior error covariance  $\hat{\mathcal{V}}$  related to  $\bar{u}_k$ . Finally we compute the estimates  $\mathcal{V}_{1,2,3}$  and  $\mathcal{V}_{1,2,3}^e$  and the measures  $\mu(\mathcal{V}_i, \hat{\mathcal{V}})$  and  $\mu(\mathcal{V}_i^e, \hat{\mathcal{V}})$ . The results are summarized in Table I.

The first column of Table I contains  $\mu^2(\mathcal{V}_3, \hat{\mathcal{V}})$ , which is the squared Riemann distance between the posterior covariance  $\hat{\mathcal{V}}$  and its most crude estimate  $\mathcal{V}_3 = H^{-1}(\bar{\varphi})$ . Thus we expect  $\mu(\mathcal{V}_3, \hat{\mathcal{V}})$  to have the largest value among all measures involving other estimates of  $\mathcal{V}_{\delta u}$ . Let us recall

that  $H^{-1}(\bar{\varphi})$  is usually considered as an approximation to the analysis error covariance  $\mathcal{V}_{\delta u}$  (see equation (4.21)). The latter is sometimes regarded as the Bayesian posterior covariance, which is a conceptual mistake. Technically, the difference is clear: for computing the posterior covariance one must take into account the second order term, whereas in computing the analysis error covariance this term simply does not appear. The second column of the Table I contains  $\mu^2(\mathcal{V}_2, \hat{\mathcal{V}})$  where  $\mathcal{V}_2 = \mathcal{H}^{-1}(\bar{\varphi})$ . Let us recall that  $\mathcal{H}^{-1}(\bar{\varphi})$  is considered as the asymptotic posterior covariance in the Bayesian theory. The third column contains  $\mu^2(\mathcal{V}_1, \hat{\mathcal{V}})$  where  $\mathcal{V}_1 = \mathcal{H}^{-1}(\bar{\varphi})H(\bar{\varphi})\mathcal{H}^{-1}(\bar{\varphi})$  is the posterior covariance estimate suggested in this paper. According to the theory presented, for small input errors  $\xi_o, \xi_b$  one should expect

$$\mu(\mathcal{V}_1, \hat{\mathcal{V}}) < \mu(\mathcal{V}_2, \hat{\mathcal{V}}) < \mu(\mathcal{V}_3, \hat{\mathcal{V}}).$$

In practice, this relation may not stand (as can be seen from the Table) due to linearization errors, as discussed in Sec.6. In this case one should expect this behavior to be true at



least for 'effective' estimates, that is

$$\mu(\mathcal{V}_1^e, \hat{\mathcal{V}}) < \mu(\mathcal{V}_2^e, \hat{\mathcal{V}}) < \mu(\mathcal{V}_3^e, \hat{\mathcal{V}}) < \mu(\mathcal{V}_3, \hat{\mathcal{V}}). \quad (10.5)$$

Looking at Table I we note that this condition always holds, which validates the presented theory. In some cases the overall reduction of the Riemann distance (compare  $\mu(\mathcal{V}_1^e, \hat{\mathcal{V}})$  to  $\mu(\mathcal{V}_3, \hat{\mathcal{V}})$ ) is about an order of magnitude or even larger. In some cases, for example A5, B2, this reduction is not significant. It is difficult, therefore, to warrant a certain level of the distance reduction for each particular case, this should be accessed in average sense. The Table additionally demonstrates the correctness and potential of the 'effective value' approach suggested in Gejadze *et al.* (2011). By comparing  $\mu(\mathcal{V}_3^e, \hat{\mathcal{V}})$  and  $\mu(\mathcal{V}_3, \hat{\mathcal{V}})$  in cases A2, A7, A9, B9 one can note that the Riemann distance is drastically reduced if the 'effective' inverse Hessian is used instead of the inverse Hessian at point  $\bar{u}$ .

The following examples show what the Riemann distance actually means in terms of the error in covariance estimate. Let us consider the mean deviation vector  $\sigma$  and the correlation matrix  $r$  defined as follows:

$$\sigma(i) = \mathcal{V}^{1/2}(i, i),$$

$$r(i, j) = \mathcal{V}(i, j) / (\sigma(i)\sigma(j)), \quad i, j = 1, \dots, M,$$

and denote  $\sigma_3$ ,  $\sigma_{1,2,3}^e$ ,  $\hat{\sigma}$  - the mean deviation vectors and  $r_3$ ,  $r_{1,2,3}^e$ ,  $\hat{r}$  - the correlation matrices associated correspondingly to  $\mathcal{V}_3$ ,  $\mathcal{V}_{1,2,3}^e$  and  $\hat{\mathcal{V}}$ . Naturally,  $\hat{\sigma}$  and  $\hat{r}$  are used as the reference values. The mean deviation error is characterized by the vector

$$\varepsilon = \log_2(\sigma/\hat{\sigma}). \quad (10.6)$$

The logarithmic error (10.6) is particularly appropriate when comparing positive quantities since it shows (symmetrically!) how many times the reference value is either over- or under-estimated. The error in the correlation

matrix is characterized by

$$\epsilon = |r - \hat{r}|. \quad (10.7)$$

Let us denote  $\varepsilon_3$ ,  $\varepsilon_{1,2,3}^e$  - the error vectors associated with  $\sigma_3$ ,  $\sigma_{1,2,3}^e$ , and  $\epsilon_3$ ,  $\epsilon_{1,2,3}^e$  - the error matrices associated with  $r_3$ ,  $r_{1,2,3}^e$ .

For demonstration two cases for each initial condition have been chosen: A2, A8 and B6, B9. The reference mean deviation  $\hat{\sigma}$  for cases A and B is presented in Fig.3(left) and Fig.3(right), correspondingly.

In Fig.4 the logarithmic error  $\varepsilon$  (see (10.6)) is shown as follows:  $\varepsilon_3$  (error associated to  $\mathcal{V}_3 = H^{-1}$ ) - as the boundary of the light filled area 3;  $\varepsilon_3^e$  (error associated to  $\mathcal{V}_3^e = E[H^{-1}]$ ) - in line 3e;  $\varepsilon_2^e$  (error associated to  $\mathcal{V}_2^e = E[\mathcal{H}^{-1}]$ ) - in line 2e; and  $\varepsilon_1^e$  (error associated to  $\mathcal{V}_1^e = E[\mathcal{H}^{-1}H\mathcal{H}^{-1}]$ ) - as the boundary of the dark filled area 1e. The presented figures confirm the main result: the mean deviation error is the largest for the posterior covariance being estimated by  $\mathcal{V}_3$  (boundary of area 3) and the smallest - by  $\mathcal{V}_1^e$ . For example, see case A2 (upper/left panel), area  $0.48 < x < 0.5$ , or case B9 (lower/right panel), area  $0.5 < x < 0.52$  where the estimated  $\sigma$  is about 3 times smaller than the actual value. If the 'effective' estimate  $\mathcal{V}_3^e$  is used (line 3e), this error is noticeably reduced. In case B6 (upper/right panel) no benefit from using  $\mathcal{V}_3^e$  instead of  $\mathcal{V}_3$  can be noticed, however the benefit of using the estimates  $\mathcal{V}_2^e$  (line 2e) and  $\mathcal{V}_1^e$  (boundary of area 1e) is clearly manifested. On the other hand, case B9 represents an example where no noticeable benefit is achieved when using  $\mathcal{V}_2^e$  and  $\mathcal{V}_1^e$  instead of  $\mathcal{V}_3^e$ . Nevertheless, it is obvious from the pictures that  $\mathcal{V}_1^e$  is, in average, the best estimate available (see also Table I). Case B6 (upper/right panel) is also interesting in the way that  $\sigma$  associated to  $\mathcal{V}_3^e$  and  $\mathcal{V}_3$  is mainly over-estimated ( $\varepsilon > 0$ ). Relying on all 20 cases considered in numerical simulation one may conclude that  $\mathcal{V}_3 = H^{-1}$  is more likely to provide under-estimated values of  $\sigma$ .

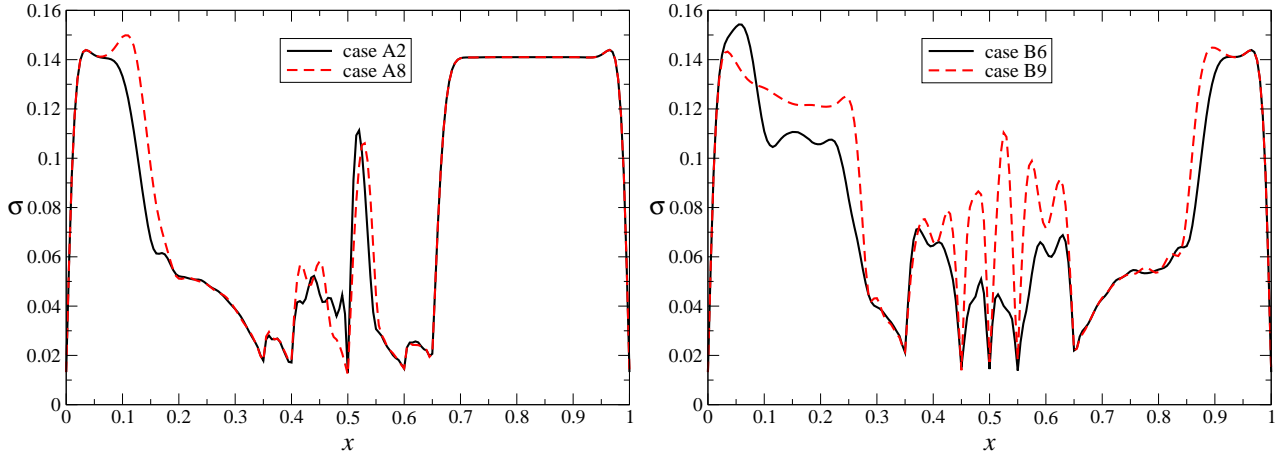


Figure 3. The reference mean deviation  $\hat{\sigma}(x)$  (corresponds to  $\hat{\mathcal{V}}$ ). Left - cases A2, A8. Right - cases B6, B9.

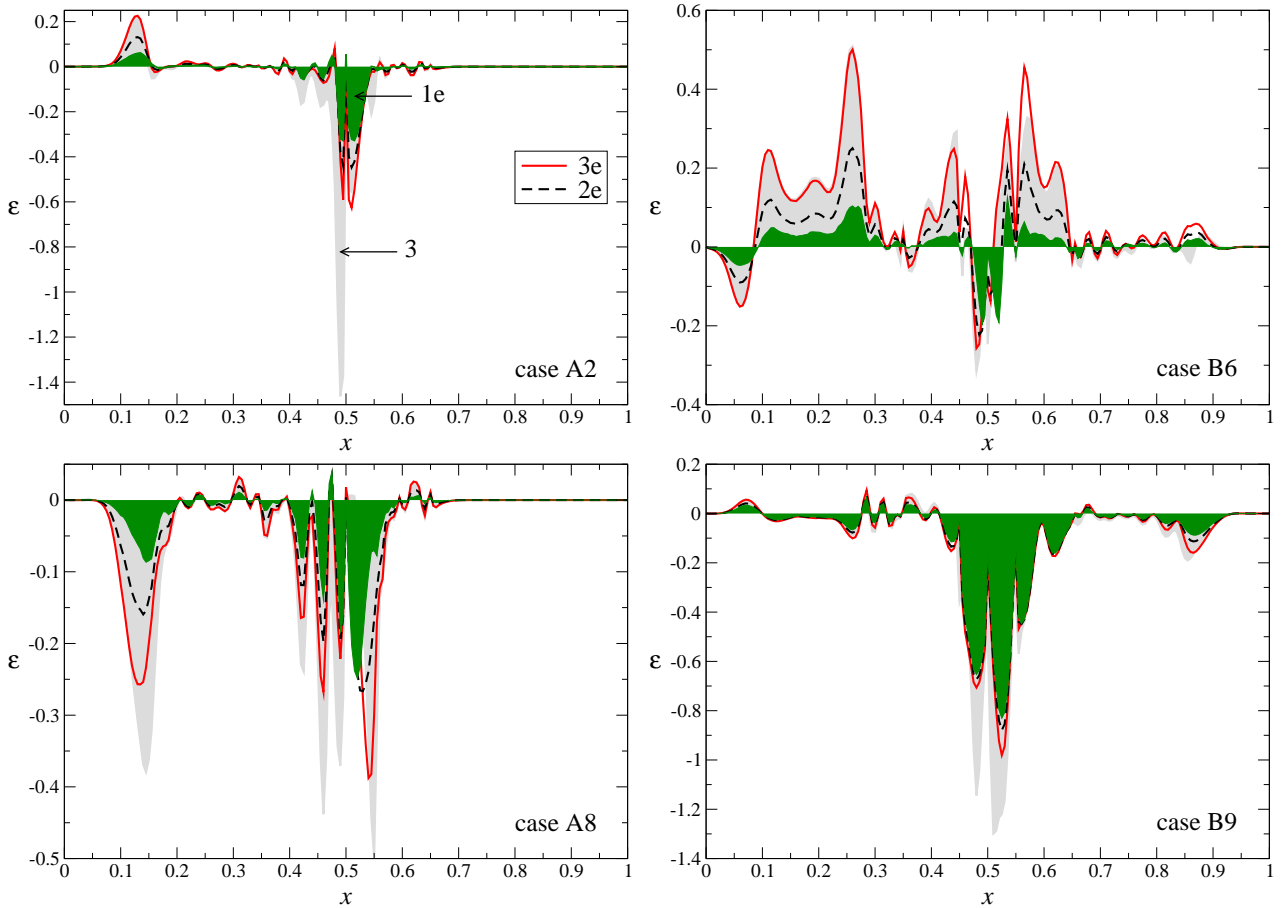


Figure 4. The logarithmic errors in the mean deviation (10.6):  $\epsilon_3(x)$ ,  $\epsilon_3^e(x)$ ,  $\epsilon_2^e(x)$  and  $\epsilon_1^e(x)$ .

The absolute error in correlation matrix  $\epsilon$  (see (10.7)) is shown in Fig.5. Here, for each case considered, sub-cases **a**), **b**) and **c**) displaying  $\epsilon_3$ ,  $\epsilon_3^e$  and  $\epsilon_1^e$  correspondingly, are presented. The distance between an element  $\epsilon(i, j)$  and the diagonal element  $\epsilon(i, i)$  is counted by  $(j - i)h_x$  along the axis  $x'$ . The features to be noticed in Fig.5 are similar to

those discussed previously. As before, the error associated with  $\mathcal{V}_3 = H^{-1}$  (sub-case **a**)) is the largest and the error associated with  $\mathcal{V}_1^e$  (sub-case **c**)) is the smallest. In case A2, the main error reduction is achieved by using the 'effective' estimate  $\mathcal{V}_3^e$  instead of the point estimate  $\mathcal{V}_3$ , whereas the usage of  $\mathcal{V}_1^e$  instead of  $\mathcal{V}_3^e$  does not make too

much difference. The opposite behavior can be observed in case B6.

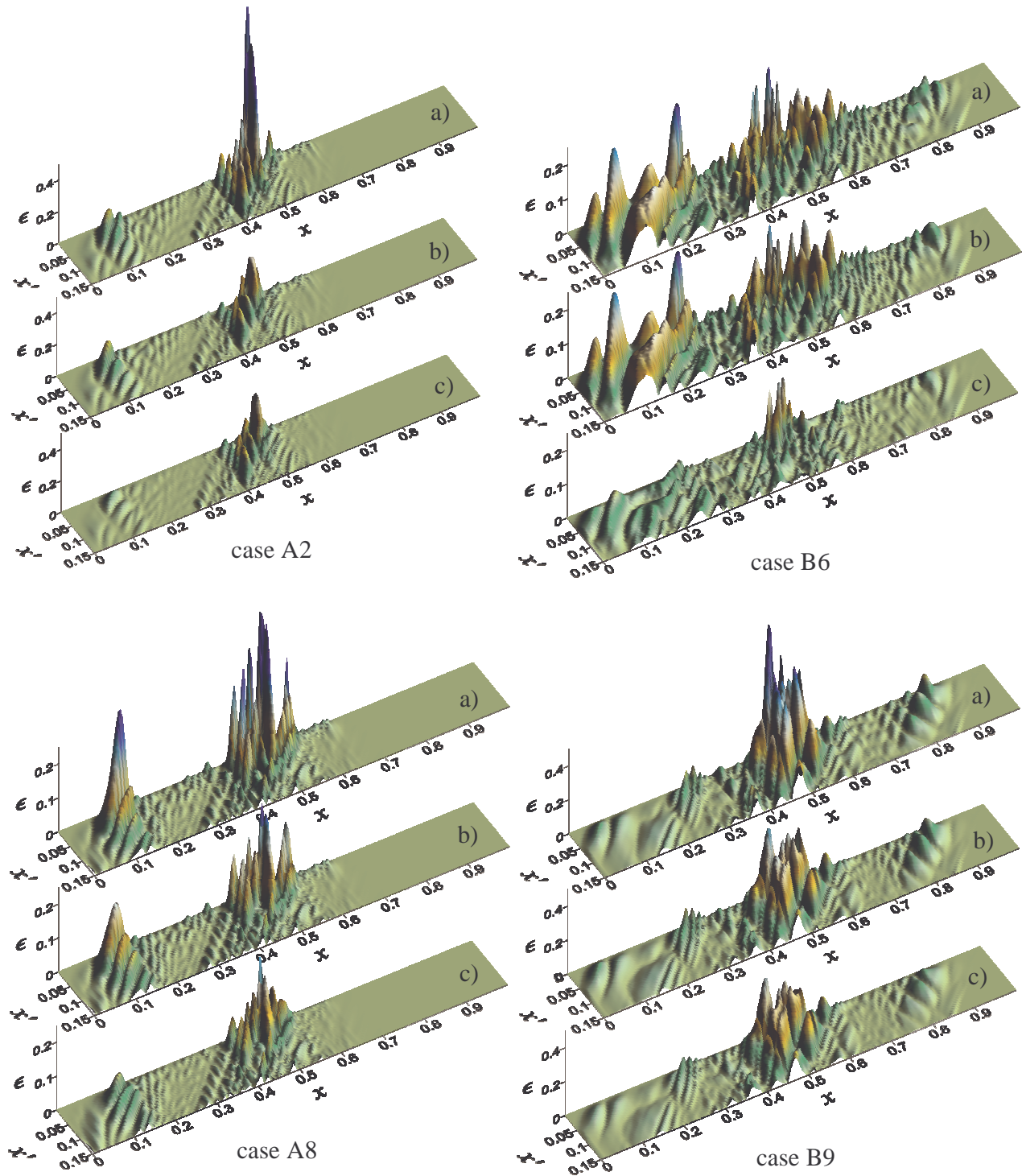
## 11. Conclusions

In this paper we consider the hind-cast (initialization) data assimilation problem, which is a typical problem in meteorology and oceanography. The problem is formulated as an initial value control problem for a nonlinear evolution model governed by partial differential equations and the solution method (called 4D-Var) consists in minimization of the cost function (3.3) under constraints (3.1). In finite dimensions this is equivalent to solving the regularized nonlinear least squares problem. The statistical properties of the optimal solution (analysis) error are usually quantified by the analysis error covariance matrix: the approach possibly inherited from the nonlinear regression theory where a similarly defined covariance matrix is used to quantify asymptotic properties of the nonlinear least-squares estimator. Less often the 4D-Var method had been considered in the Bayesian perspective, but this point of view becomes increasingly popular. In particular, it is recognized that in the case of Gaussian input errors the Bayesian approach yields the same cost functional as considered in 4D-Var. However, some authors seem falling short to recognize that in this case it would be consistent to utilize a somewhat different error measure, namely the proper (Bayesian) posterior covariance. Let us note that the analysis error covariance is sometimes called 'posterior' in the sense that it is conditioned on the data, i.e. it is obtained after the data has been assimilated. The main purpose of this paper has been to demonstrate that the analysis error covariance and the Bayesian posterior covariance are different objects and this difference is not merely a subtle theoretical issue.

In this paper the difference between the analysis error covariance and the Bayesian posterior covariance has been thoroughly examined. These two conceptually different objects are quantitatively equal in the linear case, however may significantly differ in the nonlinear case. The analysis

error covariance can be approximated by the inverse Hessian of the auxiliary DA problem (4.13)–(4.14), that is by  $\mathcal{V}_3$ , or by its 'effective' value  $\mathcal{V}_3^e$ . The Bayesian posterior covariance has to be approximated by a double-product formula (5.21), that is by  $\mathcal{V}_1$ , or by its 'effective' value  $\mathcal{V}_1^e$ . The difference between  $\mathcal{V}_1$  and  $\mathcal{V}_3$  is due to the presence of the second order term in (5.16), which vanishes in the linear case. Thus, technically, the second order adjoint analysis is involved when dealing with the Bayesian posterior covariance only. As far as the authors are concerned, estimates  $\mathcal{V}_1$  and  $\mathcal{V}_1^e$  have never been suggested and studied before. In the Bayesian theory, the inverse Hessian of the cost function in the original DA problem (3.2)–(3.3), here referred as  $\mathcal{V}_2$ , is considered to be the asymptotic posterior covariance and, therefore, an approximation to the posterior covariance when a finite number of observations are involved. However, no quantity similar to the 'effective' value  $\mathcal{V}_2^e$  can be found. Here we demonstrate that  $\mathcal{V}_2$  and  $\mathcal{V}_2^e$  are just simplified versions of  $\mathcal{V}_1$  and  $\mathcal{V}_1^e$ . A stable (regularized) method for computing  $\mathcal{V}_1$  and  $\mathcal{V}_1^e$  in the matrix-free environment using Lanczos method with preconditioning has been suggested. This method may be feasible for large-scale applications.

The results of numerical experiments fully validate the presented theory. It has been shown that the analysis error covariance and the Bayesian posterior covariance can differ quite significantly. Here we do not rise a detailed discussion which one is to be used in certain circumstances. Let us only mention that the analysis error covariance should probably be considered in relation with the confidence intervals/regions issue, whereas the Bayesian posterior covariance - in all types of sequential estimation. An important conclusion is that due to linearization errors the point estimate  $\mathcal{V}_1$ , which is expected to be better than  $\mathcal{V}_3$ , can actually be far less accurate than  $\mathcal{V}_3$ . Therefore, it is likely that only the 'effective' estimate  $\mathcal{V}_1^e$  may have a practical value. Surely, computational cost of  $\mathcal{V}_1^e$  is significantly higher than the cost of  $\mathcal{V}_3$ , however it is still far below than the cost of direct evaluation of the ensemble



**Figure 5.** The absolute errors in the correlation matrix (10.7):  $\epsilon_3(x, x')$  - sub-case a),  $\epsilon_3^e(x, x')$  - sub-case b) and  $\epsilon_1^e(x, x')$  - sub-case c).

of optimal solutions, at least for a large enough observation period.

## Appendix

Consider the error equation (5.13) in the form:

$$\mathcal{H}(\varphi, \tilde{\varphi}_1, \tilde{\varphi}_2)\delta u - R^*(\varphi)C^*V_o^{-1}\xi_o - V_b^{-1}\xi_b = 0. \quad (11.1)$$

We show below that the left-hand side of (11.1) is related to the difference of the gradients of the cost function  $J$  at the point  $u$  which is the solution of the optimality system (3.4)–(3.6) and at the point  $\bar{u}$  which is the solution of the unperturbed optimality system. By definition of  $\mathcal{H}(\varphi, \tilde{\varphi}_1, \tilde{\varphi}_2)$  (see (5.14)), we get

$$\mathcal{H}(\varphi, \tilde{\varphi}_1, \tilde{\varphi}_2)\delta u = V_b^{-1}\delta u - \psi^*|_{t=0}, \quad (11.2)$$

where

$$\frac{\partial \delta \varphi}{\partial t} = F(\varphi) - F(\bar{\varphi}), \quad \delta \varphi|_{t=0} = \delta u, \quad (11.3)$$

$$\begin{aligned} & -\frac{\partial \psi^*}{\partial t} - (F'(\varphi))^* \psi^* = \\ & = [(F'(\varphi))^* - (F'(\bar{\varphi}))^*]\bar{\varphi}^* - C^*V_o^{-1}C\delta \varphi. \end{aligned} \quad (11.4)$$

From definition of  $R^*(\varphi)$  (see (4.6)–(4.7)), we have

$$R^*(\varphi)C^*V_o^{-1}\xi_o = \theta^*|_{t=0}, \quad (11.5)$$

where

$$-\frac{\partial \theta^*}{\partial t} - (F'(\varphi))^* \theta^* = C^*V_o^{-1}\xi_o, \quad \theta^*|_{t=T} = 0. \quad (11.6)$$

Then

$$\mathcal{H}(\varphi, \tilde{\varphi}_1, \tilde{\varphi}_2)\delta u - R^*(\varphi)C^*V_o^{-1}\xi_o = V_b^{-1}\delta u - \delta \varphi^*|_{t=0}, \quad (11.7)$$

where  $\delta \varphi^* = \psi^* + \theta^*$ , and  $\delta \varphi^*$  is the solution of the adjoint problem (5.8). Therefore, the left-hand side of (11.1) is reduced to

$$\begin{aligned} & \mathcal{H}(\varphi, \tilde{\varphi}_1, \tilde{\varphi}_2)\delta u - R^*(\varphi)C^*V_o^{-1}\xi_o - V_b^{-1}\xi_b = \\ & = V_b^{-1}\delta u - \delta \varphi^*|_{t=0} - V_b^{-1}\xi_b, \end{aligned} \quad (11.8)$$

and we can represent (11.1) in the form:

$$V_b^{-1}\delta u - \delta \varphi^*|_{t=0} - V_b^{-1}\xi_b = 0. \quad (11.9)$$

The gradient  $J'(u)$  is calculated by the formula:

$$J'(u) = V_b^{-1}(u - u_b) - \varphi^*|_{t=0}, \quad (11.10)$$

where  $\varphi^*$  is defined by (3.4)–(3.5). The gradient  $J'(\bar{u})$  is given by

$$J'(\bar{u}) = V_b^{-1}(\bar{u} - u_b) - \varphi_1^*|_{t=0}, \quad (11.11)$$

where  $\varphi_1^*$  satisfies the adjoint problem

$$-\frac{\partial \bar{\varphi}_1^*}{\partial t} - (F'(\bar{\varphi}))^* \bar{\varphi}_1^* = -C^*V_o^{-1}(C\bar{\varphi} - y). \quad (11.12)$$

The function  $\varphi_1^*$  can be represented as  $\varphi_1^* = \bar{\varphi}^* + \eta^*$ , where  $\bar{\varphi}^*$  is the solution to (5.5), and  $\eta^*$  is the solution to the problem:

$$-\frac{\partial \eta^*}{\partial t} - (F'(\bar{\varphi}))^* \eta^* = C^*V_o^{-1}\xi_o, \quad \eta^*|_{t=T} = 0. \quad (11.13)$$

From (11.10)–(11.11) we get

$$J'(u) - J'(\bar{u}) = V_b^{-1}\delta u - \delta \varphi^*|_{t=0} + \eta^*|_{t=0}, \quad (11.14)$$

i.e.

$$V_b^{-1}\delta u - \delta \varphi^*|_{t=0} = J'(u) - J'(\bar{u}) - \eta^*|_{t=0}.$$

Hence, the left-hand side of the equation (11.9) has the form:

$$\begin{aligned} & V_b^{-1}\delta u - \delta \varphi^*|_{t=0} - V_b^{-1}\xi_b = \\ & = J'(u) - J'(\bar{u}) - \eta^*|_{t=0} - V_b^{-1}\xi_b, \end{aligned} \quad (11.15)$$

and we can represent (11.1) in the form:

$$J'(u) - J'(\bar{u}) = V_b^{-1}\xi_b + \eta^*|_{t=0}, \quad (11.16)$$

or applying the Taylor-Lagrange formula,

$$J''(\tilde{u})\delta u = V_b^{-1}\xi_b + \eta^*|_{t=0}, \quad (11.17)$$



where  $J''(\tilde{u})$  is the Hessian of the original functional  $J$  at  $\tilde{u} = \bar{u} + \tau(u - \bar{u})$ ,  $\tau \in [0, 1]$ , i.e. it coincides with  $\mathcal{H}(\tilde{\varphi})$  (see (5.20) for definition of  $\mathcal{H}$ ). It is not difficult to see that the right-hand side of (11.17) is

$$V_b^{-1}\xi_b + \eta^*|_{t=0} = V_b^{-1}\xi_b + R^*(\tilde{\varphi})C^*V_o^{-1}\xi_o = -J'(\bar{u}).$$

Hence, the equation (11.1) is equivalent to the following one:

$$J''(\tilde{u})\delta u = -J'(\bar{u}). \quad (11.18)$$

The equation in the form (8.1) can be similarly derived from (4.8).

## Acknowledgments

The first author acknowledges the funding through the Glasgow Research Partnership in Engineering by the Scottish Funding Council. The co-authors acknowledge the Russian Foundation for Basic Research, Russian Federal Research Program 'Kadry' and the MOISE project (CNRS, INRIA, UJF, INPG).

## References

- Amemiya T. 1983. Non-linear regression models. In: *Handbook of Econometrics*, Vol. 1, Ch.6, Eds. Z.Griliches and M.D.Intriligator. - Amsterdam: North-Holland Publishing Company, pp.333-389.
- Auvinen H., Bardsley J.M., Haario H., Kauranne T. 2010. The variational Kalman filter and an efficient implementation using limited memory BFGS. *Int. J. Num. Methods Fluids*, v.64/3, pp.314-350.
- Bellman R. 1960. *Introduction to Matrix Analysis*. - New-York: McGraw-Hill Book Company.
- Courtier P., Thépaut J.N., Hollingsworth A. 1994. A strategy for operational implementation of 4D-Var, using an incremental approach. *Q. J. R. Meteorol. Soc.*, v.120, pp.1367-1388.
- Dobricic S. 2009. A sequential variational algorithm for data assimilation in oceanography and meteorology. *Mon. Wea. Rev.*, v.137, issue 1, pp.269-287.
- Draper N.R., Smith H. 1966. *Applied Regression Analysis* - New-York: Wiley.
- Evensen G. 1994. Sequential data assimilation with a nonlinear quasi-geostrophic model using Monte-Carlo methods to forecast error statistics. *J. Geophys. Res.*, v. 99(C5), pp.10143-10162.
- Evensen G. 2003. The Ensemble Kalman Filter: theoretical formulation and practical implementation. *Ocean Dynamics*, vol.53, pp.343-367.
- Fisher M., Courtier P. 1995. Estimating the covariance matrices of analysis and forecast error in variational data assimilation. ECMWF Research Department Techn. Memo. 220.
- Fučik S., Kufner A. 1980. *Nonlinear Differential Equations*. - Amsterdam: Elsevier.
- Gejadze I., Le Dimet F.-X., Shutyaev V. 2008. On analysis error covariances in variational data assimilation. *SIAM J. Sci. Computing*, v.30, no.4, pp.1847-1874.
- Gejadze I., Le Dimet F.-X., Shutyaev V. 2010. On optimal solution error covariances in variational data assimilation problems. *Journal of Computational Physics*, v.229, pp.2159-2178.
- Gejadze I., Le Dimet F.-X., Shutyaev V. 2011. Computation of the optimal solution error covariance in variational data assimilation problems with nonlinear dynamics, *Journal of Computational Physics*, v.230, pp.79-7943.
- Hascoët L., Pascual V. 2004. TAPENADE 2.1 user's guide. *INRIA Technical Report*, no.0300, 78 pp.
- Hartley H.O., Booker A. 1965. Nonlinear least-squares estimation. *Annals of Mathematical Statistics*, v.36, pp.638-650.
- Heyde C., Johnstone I. 1979. On asymptotic posterior normality for stochastic processes. *J. Roy. Stat. Soc.*, B41, pp.184-189.
- Jennrich R.I. 1969. Asymptotic properties of nonlinear least square estimation. *Annals of Mathematical Statistics*, v.40, pp.633-643.
- Kim J.-Y. 1994. Bayesian asymptotic theory in a time series model with a possible nonstationary process. *Econometric Theory*, v.10, pp.764-773.
- Lawless A.S., Gratton S., Nichols N.K. 2005. Approximate iterative methods for variational data assimilation. *Int. J. Numer. Meth. Fl.*, v.1, pp.1-6.
- Le Dimet F.-X., Navon I.M., Daescu D.N. 2002. Second-order information in data assimilation. *Monthly Weather Review*, v.130, no.3, pp.629-648.
- Le Dimet F.-X., Shutyaev V. 2005. On deterministic error analysis in variational data assimilation. *Nonlinear Processes in Geophysics*, v.12, p. 481-490.
- Le Dimet F.X., Talagrand O. 1986. Variational algorithms for analysis and assimilation of meteorological observations: theoretical aspects. *Tellus*, v.38A, pp.97-110.
- Lehoucq R. B., Sorensen D. C., Yang C. 1988. *ARPACK Users Guide: Solution of Large-Scale Eigenvalue Problems with Implicitly*

- Restarted Arnoldi Methods*. – Philadelphia: SIAM.
- Lions J.L. 1968. *Contrôle optimal des systèmes gouvernés par des équations aux dérivées partielles*. – Paris: Dunod.
- Liu D.C., Nocedal J. 1989. On the limited memory BFGS method for large scale minimization, *Math. Prog.* v.45, pp.503–528.
- Lorenc A.C. 1986. Analysis methods for numerical weather prediction, *Q. J. Roy. Meteor. Soc.*, v.112, pp.1177–1194.
- Marchuk G.I., Agoshkov V.I., Shutyaev V.P. 1996. *Adjoint Equations and Perturbation Algorithms in Nonlinear Problems*. – New York: CRC Press Inc.
- Moakher M. 2005. A differential geometric approach to the geometric mean of symmetric positive-definite matrices. *SIAM J. Matrix Anal. Appl.*, v. 26(3), pp.735–747.
- Newey W.K., McFadden D. 1994. Large sample estimation and hypothesis testing. Chapter 36, *Handbook of Econometrics*, v.4, pp.2111–2245.
- Patankar S.V. 1980. *Numerical Heat Transfer and Fluid Flow*, Hemisphere Publishing Corporation, New York.
- Penenko V.V., Obraztsov N.N. 1976. A variational initialization method for the fields of the meteorological elements, *Soviet Meteorology and Hydrology (English translation)*. v.11, pp.1–11.
- Powell B.S., Moore A.M. 2009. Estimating the 4DVAR analysis error of GODAE products. *Ocean Dynamics*, v.59, pp.121–138.
- Rabier F., Courtier P. 1992. Four-dimensional assimilation in the presence of baroclinic instability. *Quart. J. Roy. Meteor. Soc.*, v.118, pp.649–672.
- Ratkowsky D.A. 1983. *Nonlinear Regression Modelling: a Unified Practical Approach*, Marcel Dekker, New York.
- Sasaki Y. 1955. A fundamental study of the numerical prediction based on the variational principles. *J. Meteor. Soc. Japan*, v.33, pp. 262–275.
- Stuart A.M. 2010. Inverse problems: a Bayesian perspective. *Acta Numerica*, vol.19, pp 451–559.
- Tarantola A. 1987. *Inverse Problems Theory: Methods for Data Fitting and Model Parameter Estimation*. – New York: Elsevier.
- Tarantola A. 2005. *Inverse Problems Theory and Methods for Model Parameter Estimation*. – Philadelphia: SIAM.
- Thacker W.C. 1989. The role of the Hessian matrix in fitting models to measurements. *J. Geophys. Res.*, v.94, no.C5, pp.6177–6196.
- Thepaut J.N., Courtier P. 1991. Four-dimensional variational assimilation using the adjoint of a multilevel primitive equation model. *Quart. J. Roy. Meteor. Soc.*, v.117, pp.1225–1254.
- Tikhonov A.N. 1963. Solution of incorrectly formulated problems and the regularization method. *English translation of Dokl. Akad. Nauk SSSR*, v.151, pp.501–504.
- Tshimanga J., Gratton S., Weaver A.T., Sartenaer A. 2008. Limited-memory preconditioners, with application to incremental four-dimensional variational assimilation. *Q. J. R. Meteorol. Soc.*, v.134, pp.751–769.
- Wikle C.K., Berliner M.L. 2007. A Bayesian tutorial for data assimilation. *Physica D*, v.230, pp.1–16.
- White H., Domowitz I. 1984. Nonlinear regression and dependent observations. *Econometrica*, v.52/1, pp.143–162.
- Yang Y., Navon I.M., Courtier P. 1996. A new Hessian preconditioning method applied to variational data assimilation experiments using NASA general circulation model. *Monthly Weather Review*, v.124, pp. 1000–1017.
- Yuan K-H., Jennrich R.I. 1998. Asymptotics of estimating equations under natural conditions. *J. Multivariate Analysis*, v.65, pp.245–260.
- Zupanski M., Navon I.M., Zupanski D. 2008. The maximum likelihood ensemble filter as a non-differentiable minimization algorithm. *Q. J. R. Meteorol. Soc.*, v.134, pp.1039–1050.