



HAL
open science

Optimal Torus Exploration by Oblivious Mobile Robots

Stéphane Devismes, Anissa Lamani, Franck Petit, Sébastien Tixeuil

► **To cite this version:**

Stéphane Devismes, Anissa Lamani, Franck Petit, Sébastien Tixeuil. Optimal Torus Exploration by Oblivious Mobile Robots. 2014. hal-00926573v1

HAL Id: hal-00926573

<https://inria.hal.science/hal-00926573v1>

Preprint submitted on 9 Jan 2014 (v1), last revised 13 Jun 2014 (v3)

HAL is a multi-disciplinary open access archive for the deposit and dissemination of scientific research documents, whether they are published or not. The documents may come from teaching and research institutions in France or abroad, or from public or private research centers.

L'archive ouverte pluridisciplinaire **HAL**, est destinée au dépôt et à la diffusion de documents scientifiques de niveau recherche, publiés ou non, émanant des établissements d'enseignement et de recherche français ou étrangers, des laboratoires publics ou privés.

Optimal Torus Exploration by Oblivious Mobile Robots

S. Devismes¹, A. Lamani², F. Petit³, and S. Tixeuil³

¹ VERIMAG UMR 5104, Université Joseph Fourier, France

² MIS, Université de Picardie Jules Verne (France)

³ LIP6, UPMC Sorbonne Universités (France)

Abstract

We consider autonomous robots that are endowed with motion actuators and visibility sensors. The robots we consider are weak, *i.e.*, they are anonymous, uniform, unable to explicitly communicate, and oblivious (they do not remember any of their past actions). In this paper, we propose an optimal (*w.r.t.* the number of robots) solution for the terminating exploration of a torus-shaped network by a team of k such robots. In more details, we first show that it is impossible to explore a simple torus of arbitrary size with (strictly) less than four robots, even if the algorithm is probabilistic. If the algorithm is required to be deterministic, four robots are also insufficient. This negative result implies that the only way to obtain an optimal algorithm (*w.r.t.* the number of robots participating to the algorithm) is to make use of probabilities. Then, we propose a probabilistic algorithm that uses four robots to explore all simple tori of size $\ell \times L$, where $7 \leq \ell \leq L$. Hence, in such tori, four robots are necessary and sufficient to solve the (probabilistic) terminating exploration. As a torus can be seen as a 2-dimensional ring, our result shows, perhaps surprisingly, that increasing the number of possible symmetries in the network (due to increasing dimensions) does not come at an extra cost *w.r.t.* the number of robots that are necessary to solve the problem.

Keywords: Robot, Torus, Exploration, Oblivious

1 Introduction

We consider autonomous robots [1] that are endowed with motion actuators and visibility sensors, but that are otherwise unable to communicate. Those robots must collaborate to solve a collective task, here the *terminating exploration of a torus* (*exploration* for short), despite being limited with respect to inputs from the environment, asymmetry, memory, *etc.* In particular, the robots we consider are anonymous, uniform, yet they can sense their environment, and take decisions according to their own ego-centered view. In addition, they are oblivious, *i.e.*, they do not remember their past actions.

So far, two universes have been studied for problem solvability with oblivious mobile robots: the *continuous two-dimensional Euclidean space* and the *discrete universe*. In the former, robots freely move on a plane using visual sensors and motion actuators that are perfect, which permits to locate other robots with infinite precision and move toward a precomputed destination with perfect accuracy (*e.g.*, [2, 3, 4, 5, 6]). In the latter, perhaps more practically relevant model, the space is partitioned into a finite number of locations, conveniently represented by a graph, where the nodes represent the possible locations that a robot can take and the edges the possibility for a robot to move from one location to another. In this context, typical studied problems are *terminating*

exploration, *exclusive perpetual exploration*, and *gathering*. Terminating exploration (or simply exploration) [7, 8, 9, 10, 11, 12, 13] requires that robots collectively explore the underlying graph and stop upon completion. In other words, every node must be visited by at least one robot and the protocol must eventually terminate. Exclusive perpetual exploration [14, 15, 16, 17] investigates the possibility that a team of robots visits every node in the network infinitely often. The exclusivity property refers to the fact that no two robots may be present at the same location (*a.k.a.* node) at any time. Finally, gathering [18, 19, 20, 21, 22, 23, 24, 25] requires that all robots gather at some node, not decided beforehand.

In this paper, we pursue research in the discrete universe and focus on the *exploration problem* when the network is an anonymous unoriented torus, using a team of autonomous mobile robots. The fact that robots have to stop after exploring all locations requires them to somehow remember at any time of the process which part of the graph has been already visited. Nevertheless, under this weak scenario, robots have no persistent memory and thus are unable to remember the various steps taken before. In addition, they are unable to communicate explicitly. Therefore, the positions of the other robots are the only way to distinguish the different stages of the exploration process. The main complexity measure is then the minimal number of required robots. Since numerous symmetric configurations induce a large number of required robots, minimizing the number of robots turns out to be a difficult problem.

Related Work. With respect to the (terminating) exploration problem, minimizing the number of robots for exploring particular classes of graphs led to contrasted results. The only result available for exploration in general graphs [10] considers that edges are labeled in such a way that the network configuration (induced by the topology, the edge labeling, and the robot positions) is asymmetric. In this extended model, three robots are not sufficient to explore all asymmetric configurations, and four robots are sufficient to explore all asymmetric configurations. Note that exploring the set of asymmetric configurations is strictly weaker than exploring the complete underlying graph, especially when the graph is highly symmetric. The rest of the literature is thus dedicated to a weaker model, where edges are not labeled (or equivalently, the labeling is decided by an adversary anytime a robot is activated). One extreme case in this weak model is the set of tree-shaped networks, as in general, $\Omega(n)$ robots are necessary and sufficient to explore a tree network of n nodes deterministically [8]. The other extreme case is the set of grid-shaped networks [13], where three robots are necessary and sufficient to explore deterministically any grid of at least three nodes (except for the grids of size 2×2 and 3×3 , where four – respectively five – robots are necessary and sufficient). The set of ring-shaped networks is more intricate. In general [7], the fact that the number k of robots and the ring size n must be coprime yields a $\Omega(\log n)$ lower bound as the smallest non-divisor of n evolves as $\log n$ in the worst case. The case where k and n are coprime has been studied in the deterministic setting [12], and five robots are necessary and sufficient in this case. The large number of robots induced by the deterministic setting in ring-shaped networks hinted at a possible more efficient solution when robots can make use of probabilities [9, 11]. As a matter of fact, four robots are necessary and sufficient to probabilistically explore any ring of size at least four. While the gain in going probabilistic is only one robot when k and n are coprime, a logarithmic factor is obtained in all remaining cases.

Contribution. We consider autonomous robots that are endowed with motion actuators and visibility sensors. The robots we consider are weak, *i.e.*, they are anonymous, uniform, unable to explicitly communicate, and oblivious. In this paper, we propose an optimal (*w.r.t.* the number of robots) solution for the terminating exploration of a torus-shaped network by a team of k such

robots.

In more details, we first show that it is impossible to explore a simple torus of arbitrary size with less than four robots, even if the algorithm is probabilistic. If the algorithm is required to be deterministic, four robots are also insufficient. This negative result implies that the only way to obtain an optimal algorithm (with respect to the number of robots participating to the algorithm) is to make use of probabilities. Then, we propose a probabilistic algorithm that uses four robots to explore all simple tori of size $\ell \times L$, where $7 \leq \ell \leq L$. Hence, in such tori, four robots are necessary and sufficient to solve the (probabilistic) terminating exploration. As a torus can be seen as a 2-dimensional ring, our result shows, perhaps surprisingly, that increasing the number of possible symmetries in the network (due to increasing dimensions) does not come at an extra cost with respect to the number of robots that are necessary to solve the problem.

Roadmap. Section 2 presents the system model and the problem to be solved. Lower bounds are shown in Section 3. The general solution using four robots is given in Section 4. The correctness of this solution is given in Section 5. Section 6 gives some concluding remarks.

2 Preliminaries

Distributed Systems. We consider systems of autonomous mobile entities called *robots* evolving in a *simple unoriented connected graph* $G = (V, E)$, where V is a finite set of n nodes (*i.e.*, $|V| = n$) and E a finite set of edges, *i.e.*, unordered pairs of distinct nodes. Nodes represent locations that robots can take and edges represent the possibility for a robot to move from one location to another. Two nodes u and v are *neighbors* in G if and only if $\{u, v\} \in E$.

We assume that G is an (ℓ, L) -*Torus* (or a *Torus*, for short), where ℓ and L are two positive integers, *i.e.*, G satisfies the following two conditions: (i) $n = \ell \times L$ and (ii) there exists an order v_1, \dots, v_n on the nodes of V such that $\forall i \in [1..n]$:

- If $i + \ell \leq n$, then $\{i, i + \ell\} \in E$, else $\{i, (i + \ell) \bmod n\} \in E$.
- If $i \bmod \ell \neq 0$, then $\{i, i + 1\} \in E$, else $\{i, i - \ell + 1\} \in E$.

Given the previous order v_1, \dots, v_n , for every $j \in [0..(L-1)]$, the sequence $v_{1+j \times \ell}, v_{2+j \times \ell}, \dots, v_{\ell+j \times \ell}$ is called an ℓ -ring. Similarly, for every $k \in [1..\ell]$, $v_k, v_{k+\ell}, v_{k+2 \times \ell}, \dots, v_{k+(L-1) \times \ell}$ is called an L -ring. Note that when $\ell = L$, any ℓ -ring is also an L -ring and conversely. More generally, we use the term *ring* to arbitrarily designate an ℓ -ring or an L -ring.

Remark 1 *As an (ℓ, L) -torus is a simple graph, every node has four distinct neighbors, and consequently we have: $3 \leq \ell \leq L$ and $n = \ell \times L \geq 9$.*

Nodes are assumed to be anonymous (they have no access to identifiers or other symmetry breaking capabilities). Moreover, given two neighboring nodes u and v , we assume that there is no explicit or implicit labeling allowing the robots to determine whether u is either on the left, on the right, above, or below v . However, for the purpose of proof description, we may use indices for nodes or robots.

An *isomorphism* of graphs G and H is a bijection f between the vertex sets of G and H such that any two nodes u and v of G are neighbors in G if and only if $f(u)$ and $f(v)$ are neighbors in H . When G and H are one and the same graph, f is called an *automorphism* of G . Remark that an (ℓ, L) -*Torus* and an (L, ℓ) -*Torus* are isomorphic. Hence, as the nodes are anonymous, an (ℓ, L) -*Torus* cannot be distinguished from an (L, ℓ) -*Torus*. So, without loss of generality, we always consider (ℓ, L) -*Tori*, where $\ell \leq L$.

Robots and Computation. Operating on G are k robots. The robots do not communicate in an explicit way; however they see the position of all other robots in their ego-centered coordinate system and can acquire knowledge from this information.

Each robot operates according to its (local) *program*. We call *protocol* a collection of k *programs*, each one operating on a single robot. Here we assume that robots are *uniform* and *anonymous*, *i.e.*, they all have the same program using no parameter allowing to differentiate them.

The program of a robot consists in executing *Look-Compute-Move cycles* infinitely many times. That is, the robot first observes its environment (Look phase). Based on its observation, a robot then (probabilistically or deterministically) decides to move or stay idle (Compute phase). When a robot decides to move, it moves toward its destination during the Move phase.

During the Compute phase, the decision between moving or staying idle is either deterministic or probabilistic. In the latter case, the robot decides between moving and staying idle using some fixed probability p , with $0 < p < 1$; and we say that the robot *tries to move*.

We assume that robots cannot remember any previous observation nor computation performed in any previous cycle. Such robots are called *oblivious*.

We consider the semi-synchronous model [5]. In this model, time is represented by an infinite sequence of instants $0, 1, 2, \dots$. No robot has access to this global time. At each instant, a non-empty subset of robots is *activated*. Every robot that is activated at instant t *atomically* executes a full cycle between t and $t + 1$. Activations are determined by an *adversary*.

Note that in this model, any robot performing a Look operation sees all other robots on nodes and not on edges.

Multiplicity. We assume that during the Look phase, every robot can perceive whether several robots are located on the same node. This ability is called *multiplicity detection*. We shall indicate by $d_i(t)$ the multiplicity of robots present in node v_i at instant t . We consider two versions of multiplicity detection: the *strong* and *weak* multiplicity detections. Under the *weak* multiplicity detection, for every node v_i , d_i is a function $\mathbb{N} \mapsto \{\circ, \perp, \top\}$ defined as follows: $d_i(t)$ is equal to either \circ , \perp , or \top according to v_i contains none, one or several robots at instant t . If $d_i(t) = \circ$, then we say that v_i is *free* at instant t , otherwise v_i is *occupied* at instant t . If $d_i(t) = \top$, then we say that v_i contains a *tower* at instant t . Under the *strong* multiplicity detection, for every node v_i , d_i is a function $\mathbb{N} \mapsto \mathbb{N}$ where $d_i(t) = x$ indicates that there are x robots in node v_i at instant t . If $d_i(t) = 0$, then we say that v_i is *free* at instant t , otherwise v_i is *occupied* at instant t . If $d_i(t) > 1$, then we say that v_i contains a *tower (of $d_i(t)$ robots)* at instant t .

Configurations, Views and Executions. To define the notion of *configuration*, we need to use an arbitrary order \prec on nodes. The system being anonymous, robots do not know this order. Let v_1, \dots, v_n be the list of the nodes in G ordered by \prec . The configuration at instant t is $d_1(t), \dots, d_n(t)$. We denote by *initial configurations* the configurations from which the system can start at instant 0. Every configuration from which no robot moves or tries to move if activated is said to be *terminal*.

The *view* of robot \mathcal{R} at instant t is a labeled graph isomorphic to G , where every node v_i is labeled by $d_i(t)$, except the node where \mathcal{R} is currently located, this latter node v_j is labeled by $d_j(t), *$. (Indeed, any robot knows where it is located.) Hence, from its view, a robot can compute the view of each other robot, and decide whether some other robots have the same view as its own. The views \mathcal{V} and \mathcal{V}' are *identical* if and only if there exists an isomorphism f of \mathcal{V} and \mathcal{V}' such that every node v of \mathcal{V} has the same label in \mathcal{V} as node $f(v)$ in \mathcal{V}' . For example, in Figure 1, the robots located at node v_1 and v_5 respectively have identical views: to see this, apply the isomorphism f

such that $f(v_1) = v_5$, $f(v_2) = v_2$, $f(v_3) = v_8$, $f(v_4) = v_4$, $f(v_5) = v_1$, $f(v_6) = v_7$, $f(v_7) = v_6$, $f(v_8) = v_3$, and $f(v_9) = v_9$ on the view of the node located at v_1 . Conversely, the view of the node located at v_2 is different of the two others.

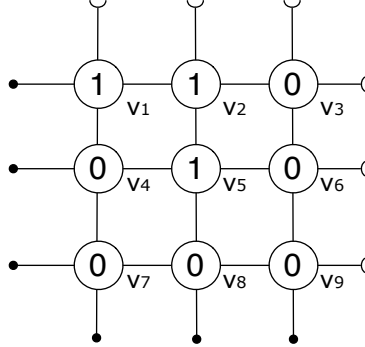


Figure 1: Configuration where two robots have identical views. Numbers inside nodes indicate the strong multiplicity value.

Every decision to move is based on the view obtained during the last Look action. However, it may happen that some edges incident to a node v currently occupied by the deciding robot look identical in its view, *i.e.*, v lies on a symmetric axis of its view. In this case, if the robot decides to take one of these edges, it may take any of them. We assume the worst-case decision in such cases, *i.e.*, the actual edge among the identically looking ones is chosen by the adversary.

Two configurations d_1, \dots, d_n and d'_1, \dots, d'_n are *indistinguishable* (resp., *distinguishable* otherwise) if and only if there exists an automorphism on G , $f : V \mapsto V$ such that $\forall i \in \{1, \dots, n\}$, $d_i = d'_j$ where $v_j = f(v_i)$. For example, Configurations (a) and (b) in Figure 2 are indistinguishable: to see this, apply the automorphism f such that $f(v_1) = v_2$, $f(v_2) = v_5$, $f(v_3) = v_8$, $f(v_4) = v_3$, $f(v_5) = v_6$, $f(v_6) = v_9$, $f(v_7) = v_1$, $f(v_8) = v_4$, and $f(v_9) = v_7$. Conversely, configuration (c) is distinguishable from (a) (resp., (b)).

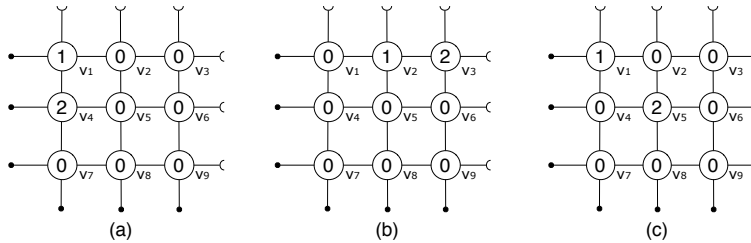


Figure 2: Example of indistinguishable and distinguishable configurations in a (3,3)-torus. Numbers inside nodes indicate the strong multiplicity value.

Consider two indistinguishable configurations γ and γ' . Assume that some robot \mathcal{R} is located at node v_i in γ . Then, by definition, there is some robot \mathcal{R}' located at node $f(v_i)$ in γ' . Moreover, the view of \mathcal{R} in γ is the same as the view of \mathcal{R}' in γ' . So, if \mathcal{R} is activated in γ and may decide to move to some neighboring node v_j , then it is the same for \mathcal{R}' : if \mathcal{R}' is activated in γ' , it may decide to move to $f(v_j)$. For example, assume that the robot located at v_1 in Configuration (a) of Figure 2 is activated and decides to move toward v_4 . Then, there is a possible step where the robot located at node $v_2 = f(v_1)$ in Configuration (b) moves toward $v_3 = f(v_4)$.

A *scheduling* is a list of activation's choices that can be made by the adversary, *i.e.*, a scheduling

is any infinite list of non-empty subset of robots $\sigma_0, \sigma_1, \dots$, where $\forall i \geq 0$, σ_i is the set of robots activated at instant i . An infinite list of configurations $\gamma_0, \gamma_1, \dots$ can be *generated* from the scheduling $\sigma_0, \sigma_1, \dots$ if and only if $\forall i \geq 0$, γ_{i+1} can be obtained from γ_i after each robot in σ_i is activated at instant i to atomically perform a cycle (in this case, $\gamma_i \gamma_{i+1}$ is *step*).

We call *execution* any infinite list of configurations $\gamma_0, \gamma_1, \dots$ that can be *generated* from an arbitrary scheduling and such that γ_0 is a possible initial configuration. An execution e *terminates* if e contains a terminal configuration.

We restrict the power of the adversary by assuming that schedulings are *fair*: a scheduling $\sigma_0, \sigma_1, \dots$ is *fair* if and only if for every robot \mathcal{R} , for every instant i , there exists an instant $j \geq i$ such that $\mathcal{R} \in \sigma_j$. An execution e is *fair* if and only if e can be generated by a fair scheduling.

A particular case of fair scheduling is the *sequential* fair scheduling: a scheduling $\sigma_0, \sigma_1, \dots$ that is fair and such that $\forall i \geq 0$, $|\sigma_i| = 1$. An execution e is *sequential fair* if it can be generated from a sequential fair scheduling.

Exploration. We consider the *exploration* problem, where k robots, initially placed at different nodes of a graph $G = (V, E)$, collectively explore G before stopping moving forever. By “collectively” we mean that every node of G is eventually visited by at least one robot. More formally, we say that a protocol \mathcal{P} *deterministically* (resp., *probabilistically*) solves the exploration problem assuming a fair scheduling if and only if every fair execution e of \mathcal{P} starting from a *towerless* configuration satisfies: (1) e reaches a terminal configuration *in finite time* (resp., *with probability one*), and (2) every node is visited by at least one robot during e . Note that the previous definition implies that every initial configuration are *towerless*. Note also that in case of probabilistic exploration, termination is not certain, however the overall probability of non-terminating executions is 0. Observe that the exploration problem is not defined for $k > n$ and is straightforward for $k = n$. (In this latter case, the exploration is already accomplished in the initial towerless configuration.)

3 Lower bound

In this section, we first generalize to arbitrary topologies a result from [9], that was given for rings. We then instantiate this result to obtain a lower bound (actually 4) on the number of robots required to solve (deterministic or probabilistic) exploration in any torus.

To be as general as possible, we assume here that the multiplicity detection of robots is *strong*. Moreover, we consider any (deterministic or probabilistic) exploration protocol \mathcal{P} using a team of k robots in an *arbitrary* topology $G = (V, E)$ of n nodes (*i.e.*, $n = |V|$).

First, assume that $n > k$. Then, the exploration is not (trivially) accomplished in an initial configuration. As robots are oblivious, any terminal configuration of \mathcal{P} in that case should be different from any possible initial configuration. Now, the set of possible initial configurations is exactly the set of all towerless configurations. So, any terminal configuration necessarily contains a tower:

Remark 2 *If $n > k$, any terminal configuration of \mathcal{P} contains at least one tower.*

Consider an instant t . Despite a non-empty subset of robots being activated at instant t , it is possible that no robot moves between t and $t + 1$. Such “empty” steps being useless, we may consider the *minimal relevant subsequence* of the execution defined below, where all “empty” steps have been removed:

Definition 1 (MRS) Let s be a sequence of configurations. The minimal relevant subsequence of s , noted $MRS(s)$, is the maximal subsequence of s where no two consecutive configurations are identical.

Lemma 1 Assume that $n > k$. Let e be any sequential fair execution e of \mathcal{P} that terminates,¹ $MRS(e)$ has at least $n - k + 1$ configurations containing a tower of less than k robots.

Proof. Assume, by the contradiction, that there is a sequential fair execution e of \mathcal{P} that terminates and such that $MRS(e)$ has less than $n - k + 1$ configurations containing a tower of less than k robots.

Take the last configuration α without tower that appears in e and all remaining configurations that follow in e (all of them contains a tower) and form e' (e' necessarily exists, by Remark 2). As α could be an initial configuration and e is a sequential fair execution that terminates, e' is also a sequential fair execution of \mathcal{P} that terminates.

By definition, $MRS(e')$ is constituted of a configuration with no tower only followed by configurations with tower and $n - k$ new nodes (remember that k nodes are already visited in the initial configuration) must be visited before e' reaches its terminal configuration.

Consider a step $\beta\beta'$ in e' .

1. If $\beta = \beta'$, then no node is visited during the step.
2. If $\beta \neq \beta'$, then there are three possible cases:
 - (a) β contains no towers. In this case, $\beta = \alpha$ (the initial configuration of e') and β' contains a tower. As only one robot moves in $\beta\beta'$ to create a tower (e' is sequential), no node is visited during this step.
 - (b) β contains a tower and β' contains a tower of k robots. As e' is sequential and all robots are located at the same node in β' , one robot moves to an already occupied node in $\beta\beta'$ and no node is visited during this step.
 - (c) β contains a tower and β' contains a tower of less than k robots. In this case, at most one node is visited in $\beta\beta'$ because e' is sequential.

To sum up, only the steps from a configuration containing a tower to a configuration containing a tower of less than k robots (Case 2.(c)) allow to visit at most one node each time. Now, in $MRS(e')$ there are less than $n - k + 1$ configurations containing a tower of less than k robots and the first of these configurations appearing into e' is consecutive to a step starting from the initial configuration (Case 2.(a)). Hence, less than $n - k$ nodes are dynamically visited during e' and, as exactly k nodes are visited in the initial configuration, less than n nodes are visited when e' terminates, a contradiction. \square

Lemma 2 If $n > k$, then for every sequential fair execution e of \mathcal{P} that terminates, $MRS(e)$ has at least $n - k + 1$ configurations containing a tower of less than k robots and any two of them are distinguishable.

Proof. Consider any sequential fair execution $e = \gamma_0, \gamma_1, \dots$ of \mathcal{P} that terminates. As e terminates, $MRS(e)$ has a finite number of configurations. So, let x be the number of configurations in $MRS(e)$ containing a tower of less than k robots. By Lemma 1, $x \geq n - k + 1$.

¹As explained in the model, in case where \mathcal{P} is probabilistic, some of its executions may not terminate, even if the overall probability that such executions occur is 0.

We first show that (*) if $\mathcal{MRS}(e)$ contains at least two configurations having a tower of less than k robots that are indistinguishable, then there exists a sequential fair execution e' that terminates and such that $\mathcal{MRS}(e')$ has x' configurations containing a tower of less than k robots, where $x' < x$.

Assume that there are two indistinguishable configurations $\gamma_t = d_1^t, \dots, d_n^t$ and $\gamma_{t'} = d_1^{t'}, \dots, d_n^{t'}$ in $\mathcal{MRS}(e)$ having a tower of less than k robots. Without loss of generality, assume that $t' > t$. By definition, there exists an automorphism f on G such that $\forall i \in \{1, \dots, n\}$, $d_i^t = d_j^{t'}$ where $v_j = f(v_i)$. Then, $e' = \gamma_0, \dots, \gamma_t, \gamma_{t'+1}, \gamma_{t'+2}, \dots$ is a sequential fair execution of \mathcal{P} , where that $\forall z \geq t' + 1$, we have $\gamma_z = d_{g(1)}^z, \dots, d_{g(n)}^z$ where g is a bijection such that $\forall s \in [1..n]$, $f(v_s) = v_{g(s)}$ and $\gamma_z = d_1^z, \dots, d_n^z$. Moreover, $\mathcal{MRS}(e')$ has x' configurations containing a tower of less than k robots, where $x' < x$.

By (*), if $\mathcal{MRS}(z)$ contains less than $n - k + 1$ distinguishable configurations altogether with a tower of less than k robots, it is possible to (recursively) construct a sequential fair execution e' of \mathcal{P} that terminates such that $\mathcal{MRS}(e')$ has less than $n - k + 1$ configurations containing a tower of less than k robots, a contradiction to Lemma 1. Hence, the lemma holds. \square

From Lemma 2, we can deduce the following corollary:

Corollary 1 *Considering any (probabilistic or deterministic) exploration protocol for k robots on a graph of $n > k$ nodes working under any fair scheduling, there exists a subset \mathcal{S} of at least $n - k + 1$ configurations such that:*

1. any two different configurations in \mathcal{S} are distinguishable, and
2. in every configuration in \mathcal{S} , there is a tower of less than k robots.

Theorem 1 *Assuming fair schedulings, $\forall k, 0 \leq k < 3$, there is no protocol to (deterministically or probabilistically) explore any torus of n nodes using k robots.*

Proof. First, $k < 9 \leq n = \ell \times L$ (see Remark 1). Then, for $k = 0$, the theorem is trivially verified. Consider now the case $k = 1$ and $k = 2$. With one robot it is impossible to construct a configuration with a tower; and with two robots it is impossible to construct a configuration with a tower of less than k robots ($k = 2$). Hence, for $k = 1$ and $k = 2$, the theorem is a direct consequence of Corollary 1. \square

The previous theorem excludes that \mathcal{P} works with $k < 3$. Let now assume that $k = 3$ and consider any arbitrary (ℓ, L) -torus (remember that $n = \ell \times L \geq 9$, Remark 1). Then, by Corollary 1, we should be able to exhibit a set \mathcal{S} of $n - 2$ configurations such that:

1. Any two different configurations in \mathcal{S} are distinguishable, and
2. In every configuration in \mathcal{S} , there is a tower of 2 robots.

Such configurations differ according to the relative positions of the tower and the robot which is alone. Two cases are then possible depending on whether $\ell = L$ or $\ell < L$. In the former case, the size of \mathcal{S} is bounded by $\sum_{i=2}^{\lfloor \frac{L}{2} \rfloor + 1} i = \frac{\lfloor \frac{L}{2} \rfloor \times (\lfloor \frac{L}{2} \rfloor + 3)}{2}$. For example (refer to Figure 3), in a $(5, 5)$ -torus, the size of \mathcal{S} is at most 5.

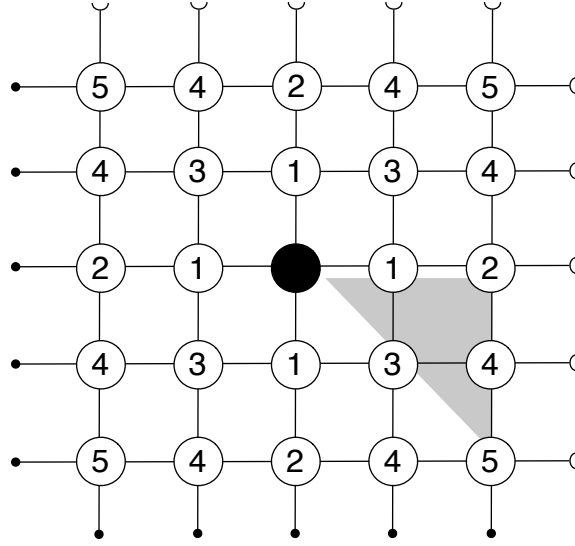


Figure 3: For every value i inside a white node, every two configurations where (1) the black node contains the tower of two robots and (2) any white node of number i contains the single robot are indistinguishable.

In the latter case, the size of \mathcal{S} is bounded by $(\lfloor \frac{\ell}{2} \rfloor + 1)(\lfloor \frac{L}{2} \rfloor + 1) - 1$. For example (refer to Figure 4), in a $(5, 6)$ -torus, the size of \mathcal{S} is at most 11.

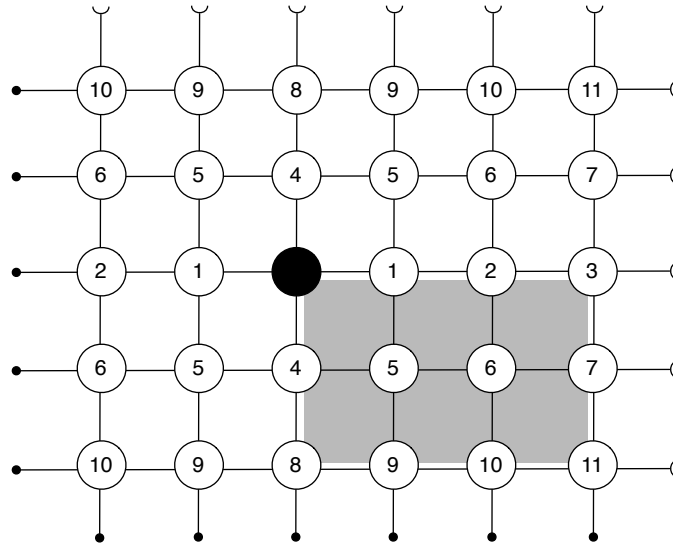


Figure 4: For every value i inside a white node, every two configurations where (1) the black node contains the tower of two robots and (2) any white node of number i contains the single robot are indistinguishable.

Let now study the case where $\ell = L$. Then, $\frac{\lfloor \frac{L}{2} \rfloor \times (\lfloor \frac{L}{2} \rfloor + 3)}{2}$ should be greater or equal to $n - 2$, *i.e.*, $L^2 - 2$.

$$\begin{aligned}
\frac{\lfloor \frac{L}{2} \rfloor \times (\lfloor \frac{L}{2} \rfloor + 3)}{2} &\geq L^2 - 2 \\
\lfloor \frac{L}{2} \rfloor \times (\lfloor \frac{L}{2} \rfloor + 3) &\geq 2L^2 - 4 \\
\frac{L^2}{4} + \frac{3L}{2} &\geq 2L^2 - 4 \\
\frac{L^2 + 6L}{4} &\geq 2L^2 - 4 \\
L^2 + 6L &\geq 8L^2 - 16 \\
7L^2 - 6L - 16 &\leq 0
\end{aligned}$$

$\Delta = 484 > 0$, so $7L^2 - 6L - 16 = 0$ has two solutions: $\frac{6 - \sqrt{484}}{14}$ and $\frac{6 + \sqrt{484}}{14}$; and $7L^2 - 6L - 16 \leq 0$ for $L \in [\frac{6 - \sqrt{484}}{14}, \frac{6 + \sqrt{484}}{14}]$. Now $L \geq 3$ (Remark 1) and $\frac{6 + \sqrt{484}}{14} = 2$. So, we obtain a contradiction: there is neither probabilistic nor deterministic exploration protocol in that case, even assuming a fair scheduling.

Let now study the case where $\ell < L$. Then, $(\lfloor \frac{\ell}{2} \rfloor + 1)(\lfloor \frac{L}{2} \rfloor + 1) - 1$ should be greater or equal to $n - 2$, i.e., $\ell.L - 2$.

$$\begin{aligned}
(\lfloor \frac{\ell}{2} \rfloor + 1)(\lfloor \frac{L}{2} \rfloor + 1) - 1 &\geq \ell.L - 2 \\
\frac{\ell.L}{4} + \frac{\ell}{2} + \frac{L}{2} + 1 &\geq \ell.L - 1 \\
\frac{\ell.L + 2\ell + 2L}{4} &\geq \ell.L - 2 \\
\ell.L + 2\ell + 2L &\geq 4\ell.L - 8 \\
2\ell + 2L + 8 &\geq 3\ell.L
\end{aligned}$$

Now, as $3 \leq \ell < L$ (Remark 1), $2\ell + 2L + 8 \geq 3\ell.L$ has no solution: there is neither probabilistic nor deterministic exploration protocol in that case, even assuming a fair scheduling.

Hence, there is neither probabilistic nor deterministic protocol to explore any torus with 3 robots and, with Theorem 1, we can conclude:

Theorem 2 *Assuming fair schedulings, $\forall k, 0 \leq k < 4$, there is no protocol to (deterministically or probabilistically) explore any torus of n nodes using k robots.*

Consider now the *deterministic* exploration with $k = 4$ robots. Assume any (ℓ, L) -Torus such that $\ell = L$ and ℓ is even. Then, it is possible to initially place the four robots in such way that they have all identical views and all their possible destinations looked identical (just form a square whose adjacent sides have length $\frac{\ell}{2}$). In this case, the adversary can choose to synchronously activate all robots at each step in such way that the initial symmetry continues: we obtain a fair execution which does not terminate. Hence, following the idea of [7], we have:

Theorem 3 *Assuming fair schedulings, $\forall k, 0 \leq k \leq 4$, there is no protocol to deterministically explore all tori of n nodes using k robots.*

4 Optimal Algorithm

We propose in Algorithm 1 a probabilistic protocol to explore with $k = 4$ robots any (ℓ, L) -torus such that $7 \leq \ell \leq L$, assuming weak multiplicity detection.

4.1 Definitions

We call a *block* a maximal elementary path along some ring of the torus $B = u_i, u_{i+1}, \dots, u_{i+m}$ with $m > 0$, where each node is occupied by exactly one robot. In B , the nodes u_i and u_{i+m} are termed as the *extremities* of B . The *size* of a block is the number of robots it contains. We call *x-block* any block of size x . A robot that does not belong to any block is said to be *isolated*.

We call *hole* any maximal non-empty elementary path of free nodes that is along some ring of the torus. The *size* of a hole is the number of nodes that it contains. We call *x-hole* any hole of size x . In the hole $H = u_i, \dots, u_k$ ($k \geq i$) the nodes u_i and u_k are termed as the *extremities* of H . We call *neighbor* of a hole any node that does not belong to the hole but is neighbor of one of its nodes. In this case, we also say that the hole is a *neighboring hole* of the node. By extension, any robot that is located at a neighboring node of a hole is also referred to as a neighbor of the hole.

A node is *safe* if there is at most one robot that is located within distance one from it. We call *Couple* any ℓ -ring that contains exactly two robots.

4.2 Overview of the algorithm

Our algorithm works in three distinct successive phases: **Phase SetUp**, **Phase Tower**, and **Phase Exploration**.

Starting from any towerless configuration, the aim of the **Phase SetUp** is to arrange the robots in such a way that they eventually form a \diamond .*Configuration*, without creating any tower during the process. This phase is probabilistic. A \diamond .*Configuration* is any configuration, where (1) there are two ℓ -rings of the torus that both contain a 2-block, and (2) there are two robots that have two robots in their neighborhood. An example of a \diamond .*Configuration* is given in Figure 5.

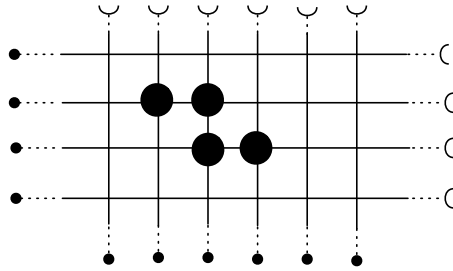


Figure 5: A \diamond .*Configuration*.

Once a \diamond .*Configuration* is reached, **Phase Tower** begins. This phase is also probabilistic and consists in creating a tower using the two neighboring robots that have exactly two robots in their neighborhood. Once the tower is created, the location of robots give an explicit orientation to the torus; and the last phase, **Phase Exploration**, begins. This phase is deterministic. The two isolated robots collaborate together to deterministically explore the torus and eventually stop.

Below, we detail each phase of our algorithm.

Algorithm 1 Main Program.

```

1.01 if the configuration contains no tower and is not a  $\diamond$ .Configuration
1.02 then execute Procedure Phase SetUp
1.03 else if the configuration is a  $\diamond$ .Configuration
1.04     then execute Procedure Phase Tower
1.05     else execute Procedure Phase Exploration
  
```

4.3 Phase SetUp

Phase SetUp is formally described in Algorithms 2-7.

4.3.1 Configurations

The behavior of Phase SetUp is led by the configurations. Below, we define the main classes of configurations.

A configuration is called *Double-Trap1* (refer to Figure 6) *iff* there exists a ℓ -ring R that contains a 3-block having exactly one extremity with a neighboring robot that is not in R .

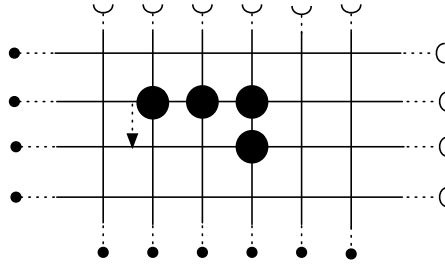


Figure 6: *Double-Trap1* Configuration.

A configuration is called *Double-Trap2* (refer to Figure 7) *iff* there is one isolated robot at some node z and two 2-blocks $B1 = u, v$ and $B2 = x, y$ such that (1) $v = x$, (2) $B1$ is on a ℓ -ring, (3) z and y are on a ℓ -ring parallel to the one containing $B1$, and (4) z is at distance 2 of both u and y .

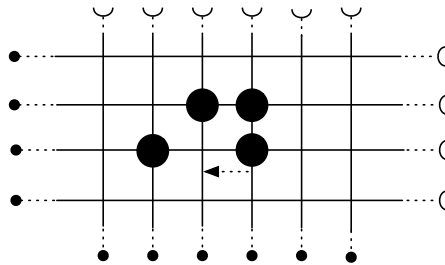


Figure 7: *Double-Trap2* Configuration.

A configuration is called *Isolated* *iff* there exists at most one robot on each ring of size ℓ . A configuration is called *Triplet* *iff* it is not a *Double-Trap1* configuration and there is a ℓ -ring R that contains 3 robots. When R contains neither a 3-block nor a 2-block, we define the *Wall* as the ring perpendicular to R that contains at one or two robots (refer to Figure 8).

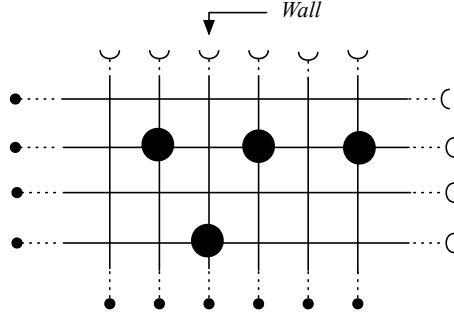


Figure 8: A wall in a *Triplet* Configuration.

A configuration is called *Twin* (refer to Figure 9) iff it contains a couple but it is neither a Double-Trap2 nor a \diamond .configuration.

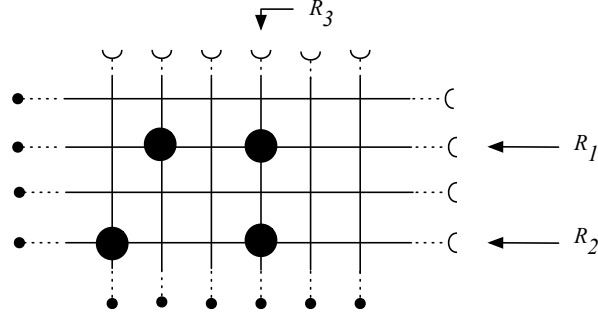


Figure 9: *Twin* Configuration

A configuration is called *Quadruplet* iff there exists a ℓ -ring R that contains 4 robots.

4.3.2 Description of Phase SetUp

Recall that the aim of the SetUp phase is to create a \diamond .Configuration, starting from an arbitrary towerless configuration and without creating any tower during the phase. As a matter fact, we try to make robots move deterministically as much as possible. However, there are symmetric configurations that require robots to move probabilistically. The main one is the following:

- (a) *The configuration is of type Identical.* That is, all robots have identical views. To break this symmetry, each robot tries to move to a safe node. Doing so, the symmetry is broken after one step with positive probability.

So, with probability one, the system eventually leaves Case (a) to a configuration that matches one of the following cases:

- (b) *The configuration is of type Double-Trap2.* In this case, only one robot moves as shown in Figure 7, we obtain a \diamond .Configuration, and the SetUp phase is done.
- (c) *The configuration is of type Double-Trap1.* In this case, only one robot moves as shown in Figure 6 and we obtain a Double-Trap2 configuration. After one more move, we obtain a \diamond .Configuration and the SetUp phase is done.

- (d) *The configuration is of type Triplet.* In this case, there are three robots in the same ℓ -ring R and we deterministically build a Double-Trap1 configuration.

If three robots on R already forms a 3-block, the remaining robot (not part of R) moves to the adequate position to build a Double-Trap1 configuration.

Otherwise, if R contains a 2-block, then the robot in R that is not part of the 2-block moves to create the 3-block. Otherwise, a Wall is defined and we use it to create a 2- or 3- block on R : if the node v that both intersects the Wall and R is occupied by some robot, the two other robots on R move towards the Wall to create a 2- or a 3-block (depending on the choices of the scheduler); otherwise, each robot of R that is not neighbor of v moves towards v until a 2-block is created on R .

- (e) *The configuration is of type Twin.* In this case, the aim is to reach a Triplet configuration with positive probability.

If the configuration contains only one couple, the two robots that are not part of the couple compete together (using try to move) so that eventually one of them is closer from the couple than the other. Then, the closest one moves to create the triplet configuration.

Now, the configuration may contain two or three couples (but not four, otherwise we would be on case (a)). In such cases, we consider the smallest rectangle, SER , that encloses the 4 robots. If there are robots that are located at a corner of SER and belong to only one couple, such robots try to move to a neighboring safe node outside their couple. With a positive probability, only one of them moves and we retrieve a twin configuration that contains only one couple. In the case where there is no robot at the corner, then the two robots that are part of different couple being the farthest from each other try to move to a safe node.

In all remaining configurations, the aim is to reach either a triplet or twin configuration.

- (f) *The configuration is of type Quadruplet.* In such a configuration, the four robots belong to some ℓ -ring R . We then consider the subgraph G_R induced by the nodes of R . This graph is isomorphic to an elementary cycle. Now, as not all robots have identical views, we can discriminate either one unique robot or two robots (using the sizes of the holes in G_R). We let those robots move outside R . Hence, the system reaches either a twin or a triplet configuration.

- (g) *The configuration is of type Isolated.* We consider two subcases:

- $\ell > L$. In this case, we try to discriminate the L -rings according to the number of robots on them. When some but not all robots are alone in their L -rings, they move along their L -ring to eventually form a triplet or a twin configuration with the blocked ones.

In the case where one L -ring R contains the four robots, we proceed as in Case (f).

In the case where either every L -ring contains at most one robot, or two L -rings contain 2 robots, we again consider the smallest rectangle, SER , that encloses the 4 robots. We can then discriminate robots according to their place in SER : at a corner, on a side, or inside of SER . This allows us to block some of them. The other ones move to create either a triplet or a twin configuration.

- $\ell = L$. Again, we consider the smallest rectangle, SER , that encloses the 4 robots. We discriminate robots as previously. However, note that this case is simpler than the previous one because all rings have the same size (ℓ), while in the previous case we had to take care that robots gather on a “small” ring.

Algorithm 2 SetUp.

```
2.01 Let  $C$  be the current configuration
2.02 if all robots have identical views
2.03 then try to move to a safe node
2.04 else // at most two robots have identical views
2.05     if  $C$  is Double-Trap1
2.06         Let  $R$  be the ring containing the 3-block
2.07         if I am the extremity of the 3-block that has only one neighboring robot
2.08         then move to the ring parallel to  $R$  that contains a single robot
2.09     else if  $C$  is Double-Trap2
2.10         if I have a neighboring robot and there is a distance-2 robot on the same ring
2.11         then move towards  $r$ 
2.12     else if  $C$  is Quadruplet
2.13         then execute Procedure Quadruplet
2.14     else if  $C$  is Triplet
2.15         then execute Procedure  $\diamond$ -Creation
2.16     else if  $C$  is Isolated
2.17         if  $L = \ell$ 
2.18         then execute procedure Isolated-1
2.19         else execute procedure Isolated-2
2.20     else if  $C$  is Twin
2.21         then execute Procedure Couple
```

Algorithm 3 Procedure \diamond -Creation.

```
3.01 Let  $C$  be the current configuration and  $R$  be the ring of the torus that contains 3 robots
3.02 if  $R$  contains no 3-block
3.03     if  $R$  contains no 2-block
3.04         then if  $R \cap \text{Wall} = \text{Free-Node}$ 
3.05             then if I am not neighbor of the Wall
3.06                 then move along  $R$  towards the Wall
3.07             else //  $R \cap \text{Wall} = \text{Occupied-Node}$ 
3.08                 if I am not on the Wall
3.09                 then move towards the Wall
3.10     else //  $R$  contains a 2-block
3.11         if I am on  $R$ , but not part of the 2-block
3.12         then move towards the 2-block
3.13 else //  $R$  contains a 3-block
3.14     if I am not part of  $R$ 
3.15     then move towards the a free node that is closest from the 3-block and not part of  $R$ 
```

Algorithm 4 Procedure Couple.

```
4.01 Let  $C$  be the current configuration
4.02 if  $C$  contains a unique Couple
4.03     if there is a unique robot  $r$  that is outside the couple and closest to the Couple
4.04         if I am  $r$ 
4.05         then move towards the closest free node on the Couple
4.06     else if I am outside the Couple
4.07         then try to move to a safe node outside my current ring that is parallel to the Couple
4.08 else // there are two or three couples
4.09     Let  $SER$  the smallest rectangle that encloses the four robots
4.10     if If there is at least one robot at the corner
4.11         if one of the robots at the corner of the  $SER$  is not part of any couple
4.12             if I am not part of any couple and if I am at the corner of the  $SER$ 
4.13             then Move to the closest couple
4.14         else if I am at a corner of  $SER$  and I belong to only one Couple
4.15             then try to move to a neighboring safe node outside my Couple
4.16     else // There are no robot at the corner
4.17         if I am the farthest from any other robot
4.18         then try to move to a neighboring safe node outside my Couple
```

Algorithm 5 Procedure Quadruplet.

5.01 We consider the subgraph G_R induced by the nodes of the ring R that contains the 4 robots
5.02 (G_R is isomorphic to a cycle)
5.03 **if** G_R contains exactly one smallest hole
5.04 **if** I am neighbor to such a hole
5.05 **then** move to an adjacent free node outside R
5.06 **else** **if** G_R contains exactly one biggest hole
5.07 **if** I am neighbor to such a hole
5.08 **then** move to an adjacent free node outside R
5.09 **else** **if** I am neighbor to the two smallest hole
5.10 **then** move to an adjacent free node outside R

Algorithm 6 Procedure Isolated-1 (Case $\ell = L$).

6.01 Let SER the smallest rectangle that encloses the four robots
6.02 We call *internal* robot any robot that is not on any side of SER
6.03 **if** there is exactly one robot that is at a corner c of SER
6.04 **if** I am internal
6.05 **then** move towards the closest free node on a side of SER having c as extremity
6.06 **else** **if** there are exactly two robots at two corners c_1, c_2 of SER
6.07 **if** I am a closest internal robot to an occupied corner of the SER
6.08 **then** move towards the closest free node on a side of SER having c_1 or c_2 as extremity
6.09 **else** // there is no robot of any corner of SER
6.10 Let d be the minimum distance between any occupied node and a corner of SER
6.11 **if** there is a unique robot r that is at distance d from a corner of SER
6.12 **if** I am r
6.13 **then** move towards the closest corner of SER
6.14 **else** **if** there are two robots r_1, r_2 that are at distance d from the same corner of SER
6.15 **if** I am neither r_1 nor r_2
6.16 **then** move towards the corner that is common to my side of SER
6.17 and the side of SER where r_1 or r_2 are
6.18 **else** **if** I am at distance d from a corner of SER
6.19 **then** move towards the closest corner of SER

Algorithm 7 Procedure Isolated-2 (Case $\ell < L$).

7.01 Let SER the smallest rectangle that encloses the four robots
7.02 **if** every L -ring contains at most one robot
7.03 Let r_1, r_2, r_3 , and r_4 be the four robots
7.04 There are two robots, say r_1 and r_2 , that are on two parallel sides of SER that are on ℓ -rings
7.05 **if** I am r_3 or r_4
7.06 **then** move towards a closest extremity of the side of SER where I am
7.07 **else** **if** there is exactly one L -ring R that contains 2 or 3 robots
7.08 **if** I am alone in my L -ring
7.09 **then** move along my L -ring towards a closest free node that is adjacent to an occupied node of R
7.10 **else** **if** there are two L -rings that contain 2 robots
7.11 **if** an L -ring contains two robots located at corners of SER
7.12 **if** I am at a corner of SER
7.13 **then** try move to the adjacent L -ring outside SER
7.14 **else if** I am at a corner of SER
7.15 **then** move to the adjacent L -ring outside SER
7.16 **else** // there is one L -ring R that contains all robots
7.17 Let G_R be the subgraph induced by R
7.18 Apply Procedure Quadruplet on G_R

4.4 Tower Phase

This phase starts from any \diamond . Configuration, see for example Figure 5. Let u_1 and u_2 be the two occupied neighboring nodes having themselves two occupied neighboring nodes. Let r_1 and r_2 be the two robots located at u_1 and u_2 , respectively. During this phase, r_1 and r_2 *try to move* towards each other anytime they are activated; the other two robots do not move if activated. If only one

of them is activated, a tower is created. If both are activated simultaneously, there is a positive probability that only one of those moves; otherwise the system remains in a \diamond . Configuration. As the scheduler is fair, both of them are activated regularly until a tower is created. So, this latter event eventually occurs with probability one. Therefore, a tower T is created with probability one on either u_1 or u_2 — refer to Figure 10 — and the Tower phase is finished.

Algorithm 8 Phase Tower.

8.01 **if** I am neighbor of two occupied nodes
8.02 **then** Try to move to my neighbor that has also two neighboring occupied nodes

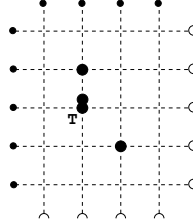


Figure 10: Initial Configuration for Deterministic Exploration.

4.5 Phase Exploration

We first need some definitions. Given two nodes u and v , let R_{uv} be the *smallest enclosing rectangle* that includes both u and v , see Figure 11. Let α_{uv} (β_{uv}) be the length in terms of hops of one of the smallest (resp., greatest) side of R_{uv} , e.g., $\alpha_{uv} = 2$ and $\beta_{uv} = 4$ in Figure 11. R_{uv} is an $(\alpha_{uv}, \beta_{uv})$ -rectangle. The (Manhattan) *distance* between two nodes u and v , denoted by d_{uv} , is equal to $\alpha_{uv} + \beta_{uv}$, e.g., $d_{uv} = 6$ in Figure 11. We define a total order on distances as follows: given four nodes u, v, u' , and v' , $d_{uv} \leq d_{u'v'}$ iff either $d_{uv} < d_{u'v'}$ or $d_{uv} = d_{u'v'}$ and $\beta_{uv} \leq \beta_{u'v'}$.

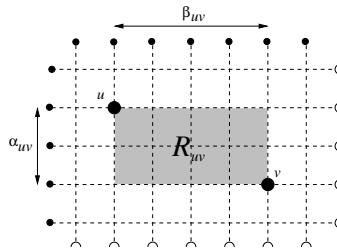


Figure 11: Smallest Enclosing Rectangle.

The deterministic exploration starts assuming that two robots form a tower. Denote the node holding the tower by T. The two rings passing through T are called *coordinate rings*. In the sequel, 'o' (respectively, '*') denotes the *nearest* (respectively, *farthest*) single node (or robot) from T, i.e., $d_{oT} < d_{*T}$. Note that our algorithm ensures that both 'o' and '*' remain the same robots until the end of the exploration. Given a node u , if $\alpha_{Tu} < \beta_{Tu}$ and $\{\alpha_{Tu}, \beta_{Tu}\} \neq \{\lfloor \frac{\ell}{2} \rfloor, \lfloor \frac{\ell}{2} \rfloor\}$, then there exists an orientation of the coordinate rings such that $u = (\alpha_{Tu}, \beta_{Tu})$, see for example Figure 12. In the following, when it is possible, we build a coordinate system over $R_{T,*}$ by setting the x -axis (the y -axis) as the coordinate rings that is parallel to the smallest (resp., greatest) side of $R_{T,*}$ and by orienting both axis so that the coordinates of u are positive.

The formal algorithm is shown in Algorithms 9 to 14. The main idea of Phase Exploration is the following: both robots that are not part of the tower collaborate together in order to explore

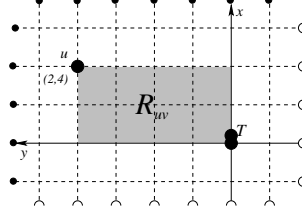


Figure 12: Coordinate System.

the whole torus. They alternate between two roles: *Explorer* and *Leader*. Leader L allows to build a coordinate system S^L over R_{TL} . The explorer is in charge of deterministically exploring the torus over S^L . The exploration works in three phases, executed in sequence:

Phase 1: Figure 13 illustrates that phase. Robot $*$ (*i.e.*, the farthest robot of T) plays the Leader role. Starting from the configuration built by Phase Tower, Robot $*$ first built a $(1, 2)$ -rectangle with T by moving in the opposite direction to o , see Moving #1 in Line 9.03. R_{T*} allows to build a coordinate system S^* , where Robot $*$ occupies Node $(1, 2)$ *w.r.t.* S^* . Then, Robot o initiates a spiral-shaped exploration. It visits the nodes that form the first surrounding square around T and stops at node $(-1, -1)$, see Moving #2 in Lines 9.04-9.10 and Procedure *1stSpiral(phase)* in Algorithm 10.

Next, Robot $*$ moves to node $(2, 3)$ passing through node $(1, 3)$, see Movings $3'$ and $3''$ in Lines 9.08 and 9.14. Then, Robot o visits the nodes that form the second surrounding square around T and stops at $(-2, -2)$, see Moving #4 in Lines 9.27. Finally, Robot $*$ moves back to $(1, 3)$, followed by Robot o that moves back to $(-2, -1)$, see Movings #5 and #6 in Lines 9.25 and 9.17. This ends the first phase.

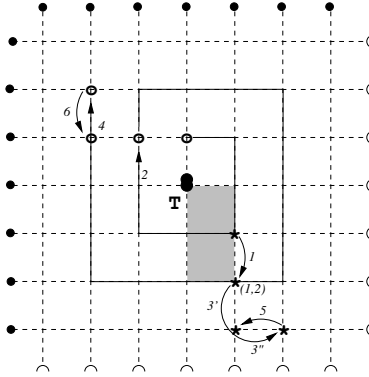


Figure 13: First phase of exploration.

Note that our method requires that Robot $*$ must be able to move at least three lines away from the tower. Furthermore, Robot o must be able to visit the two squares centered on the tower and the orientation built by Robot $*$ must be unambiguous. These three conditions constrain the torus to be of size at least 7×7 .

Phase 2: In this phase, Robot o is the leader. R_{To} provides a coordinate system S^o , where Robot o is located at $(1, 2)$. Robot $*$ now proceeds to the spiral exploration by visiting surrounding squares around T one after another, see Figures 14 and 15. This process is initiated at Line 9.21 and managed by Procedures *2ndSpiralMngmt* and *2ndSpiral* (Algorithms 11 and 12). Robot $*$ first explores the third surrounding square around T , then the fourth, and so forth, until it visits the $(\lfloor \frac{\ell}{2} \rfloor - 1)$ -th square.

Then, there are two cases depending on the parity of ℓ : If ℓ is odd, then Robot \star visits the whole $\lfloor \frac{\ell}{2} \rfloor$ -th square and finish at the negative (*w.r.t* S°) corner of the square, see for example Figure 14. Otherwise (ℓ is even), Robot \star visits half of the $\lfloor \frac{\ell}{2} \rfloor$ -th square only and stops at the positive corner (*w.r.t.* S°) of the square, see for example Figure 14. In both cases, if $\ell = L$, then the exploration is done, see Line 11.10.

Phase 3: This last phase is performed only if $\ell \neq L$. In that case, Robot \star terminates the exploration by going alternatively from the left to the right and from the right to the left among the nodes forming the remaining of the rectangle. If ℓ is odd, then Robot \star progresses towards the negative (*w.r.t.* S°) side of the torus, see Figure 14 and Algorithm 13. Otherwise (ℓ is even), the progression is made on the positive side, see Figure 15 and Algorithm 14. In both cases, the exploration ends either on the positive side or the negative side of the L -th line, depending on either L is odd or even, see Figures 14-15 that shows two of the four possible cases of termination depending on the parity of both ℓ and L .

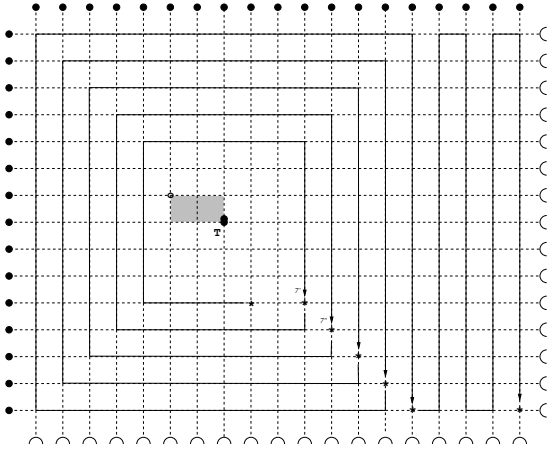


Figure 14: Second and third phase of exploration, odd case.

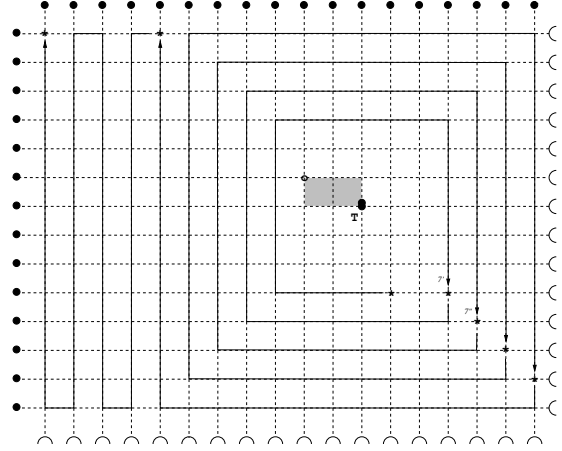


Figure 15: Second and third phase of exploration, even case.

Algorithm 9 Phase Exploration, Main Program.

```
9.01  if  $R_{T^*}$  is a (1,1)-rectangle
9.02  then if I am *
9.03      then Move in the opposite direction than the direction provided by  $R_{T_o}$  //Fig. 13, Moving #1
9.04  else Let  $S^*$  be the coordinate system built over  $R_{T^*}$ 
9.05      if  $R_{T^*}$  is an (1,2)-rectangle
9.06      then if  $o = (-1, -1)$ 
9.07          then if I am *
9.08              then Move to Position (1,3) //Fig. 13, Moving #3'
9.09          else if I am o
9.10              then 1stSpiral(1) //Fig. 13, Moving #2
9.11      elseif  $R_{T^*}$  is an (1,3)-rectangle
9.12      then if  $o = (-1, -1)$ 
9.13          then if I am *
9.14              then Move to Position (2,3) //Fig. 13, Moving #3''
9.15          elseif  $o = (-2, -2)$ 
9.16              then if I am o
9.17                  then Move to Position (-2, -1) //Fig. 13, Moving #6
9.18          else if I am *
9.19              then //  $o = (-2, -1)$ 
9.20                  if I am *
9.21                      then 2ndSpiralMngmt // Robot * executes the last spiral phase
9.22      elseif  $R_{T^*}$  is an (2,3)-rectangle
9.23      then if  $o = (-2, -2)$ 
9.24          then if I am *
9.25              then Move to Position (1,3) //Fig. 13, Moving #5
9.26          else if I am o
9.27              then 1stSpiral(2) //Fig. 13, Moving #4
```

Algorithm 10 Procedure 1stSpiral.

```
10.01  Procedure 1stSpiral(phase)
10.02      Let  $(x, y)$  be my current coordinates over  $S^*$ 
10.03      if  $y = -phase$ 
10.04      then if  $x = phase$ 
10.05          then Move to Position  $(x, y + 1)$ 
10.06          else if  $x \neq -phase$ 
10.07              then Move to Position  $(x + 1, y)$ 
10.08      elseif  $x = phase$ 
10.09      then if  $y = phase$ 
10.10          then Move to Position  $(x - 1, y)$ 
10.11          else Move to Position  $(x, y + 1)$ 
10.12      elseif  $y = phase$ 
10.13      then if  $x = -phase$ 
10.14          then Move to Position  $(x, y - 1)$ 
10.15          else Move to Position  $(x - 1, y)$ 
10.16      else //  $x = -phase$ 
10.17          Move to Position  $(x, y - 1)$ 
```

Algorithm 11 Procedure *2ndSpiralMngmt* executed by Robot *.

```
11.01 Let  $S^\circ$  be the coordinate system built over  $R_{T_o}$  //  $d_{T_o} = 3$ 
11.02 Let  $(x, y)$  be my current coordinates over  $S^\circ$ 
11.03 Let  $phase = \max\{|x|, |y|\}$ 
11.04 if  $phase < \lfloor \frac{\ell}{2} \rfloor$ 
11.05   then 2ndSpiral( $phase$ )
11.06   elseif  $phase = \lfloor \frac{\ell}{2} \rfloor$ 
11.07   then if  $\ell$  is odd
11.08     then if  $\ell = L$ 
11.09       then if  $(x, y) = (-phase, -phase)$ 
11.10         then Exploration Done!
11.11         else 2ndSpiral( $phase$ )
11.12     else if  $(x, y) = (-phase, -phase)$ 
11.13       then Move to Position  $(x, y - 1)$ 
11.14       else Move to Position  $(x - 1, y)$ 
11.15   else // Case  $\ell$  is even
11.16     if  $\ell = L$ 
11.17       then if  $(x, y) = (phase - 1, phase)$ 
11.18         then Exploration Done!
11.19         else 2ndSpiral( $phase$ )
11.20       else if  $(x, y) = (phase - 1, phase)$ 
11.21         then Move to Position  $(x, y + 1)$ 
11.22         else Move to Position  $(x + 1, y)$ 
11.23   else // Case  $phase > \lfloor \frac{\ell}{2} \rfloor$ , i.e.,  $L > \ell$ 
11.24     if  $\ell$  is odd
11.25     then Odd_Rectangle( $phase$ )
11.26     else Even_Rectangle( $phase$ )
```

Algorithm 12 Procedure *2ndSpiral*.

```
12.01 Procedure 2ndSpiral( $phase$ )
12.02   Let  $(x, y)$  be my current coordinates over  $S^\circ$  // over To
12.03   if  $y = -phase$ 
12.04     then then Move to Position  $(x - 1, y)$ 
12.05   elseif  $x = -phase$ 
12.06     then if  $y = phase$ 
12.07       then Move to Position  $(x + 1, y)$ 
12.08       else Move to Position  $(x + 1, y)$ 
12.09   elseif  $y = phase$ 
12.10     then if  $x = phase$ 
12.11       then Move to Position  $(x, y - 1)$ 
12.12       else Move to Position  $(x + 1, y)$ 
12.13   else //  $x = phase$ 
12.14     Move to Position  $(x, y - 1)$ 
```

Algorithm 13 Procedure *Odd_Rectangle*.

```
13.01 Procedure Odd_Rectangle( $phase$ )
13.02   if  $phase + \lceil \frac{\ell}{2} \rceil = L$ 
13.03     then if  $|x| = phase$ 
13.04       then Exploration Done!
13.05       else if  $phase$  is even
13.06         then Move to Position  $(x + 1, y)$ 
13.07         else Move to Position  $(x - 1, y)$ 
13.08     else if  $|x| \neq phase$ 
13.09       then Move to Position  $(x, y + 1)$ 
13.10       else if  $phase$  is even
13.11         then Move to Position  $(x + 1, y)$ 
13.12         else Move to Position  $(x - 1, y)$ 
```

Algorithm 14 Procedure Even_Rectangle.

```

14.01 Procedure Even_Rectangle(phase)
14.02   if phase +  $\lfloor \frac{\ell}{2} \rfloor = L$ 
14.03   then if  $|x| = \text{phase}$ 
14.04     then Exploration Done!
14.05     else if phase is even
14.06       then Move to Position  $(x - 1, y)$ 
14.07       else Move to Position  $(x + 1, y)$ 
14.08   else if  $|x| \neq \text{phase}$ 
14.09     then Move to Position  $(x, y + 1)$ 
14.10     else if phase is even
14.11       then Move to Position  $(x - 1, y)$ 
14.12       else Move to Position  $(x - 1, y)$ 

```

5 Correctness Proof

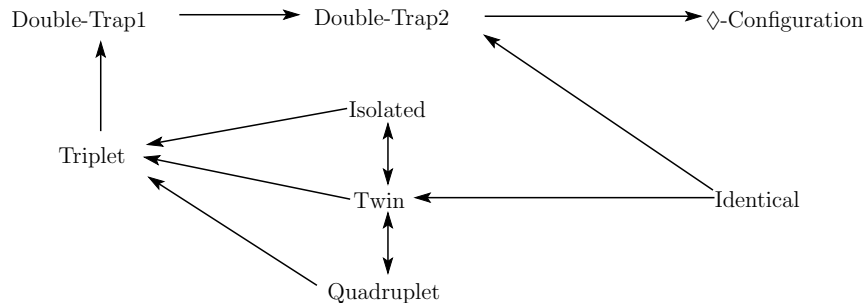


Figure 16: Possible transitions during SetUp.

Recall that Algorithm 1 is made of three phases: SetUp, Tower, and Exploration. The first phase, SetUp, starts from any towerless configuration and ends in a \diamond .Configuration. Moreover, this phase contains no configuration with a tower. (As a matter of fact, we show in Figure 16 the possible transitions between the different classes of configurations of SetUp; note that such transitions are either probabilistic or deterministic and may be performed in several steps.) The second phase, Tower, just consists in a single probabilistic transition (that may be performed in several steps) from a \diamond .Configuration to the initial towered configuration of the Exploration phase. Finally, all configurations that appear during the Exploration phase contain a tower. Hence, we have the following property:

Remark 3 *The three phases of Algorithm 1 (SetUp, Tower, and Exploration) are unambiguous.*

Consider any \diamond .Configuration. Let u_1 and u_2 be the two occupied neighboring nodes having themselves two occupied neighboring nodes. Let r_1 and r_2 be the two robots located at u_1 and u_2 , respectively. During this phase, r_1 and r_2 *try to move* towards each other anytime they are activated; the other two robots do not move if activated. If either r_1 or r_2 , but not both, is activated, then a tower is created. If both r_1 and r_2 are activated simultaneously, then the following two events have positive probability to occur: either the system remains a \diamond .Configuration (because r_1 and r_2 both decide to either move or not move) or a tower is created (because either r_1 or r_2 decides to move). As the scheduler is fair, r_1 and r_2 are activated regularly until a tower is created, and with probability 1, the initial towered configuration of the Exploration phase is eventually reached.

Then, from the initial configuration of the Exploration phase, robots \ast and \circ explore the torus in a fully deterministic manner. So, from such a configuration, the termination is guaranteed.

Thus, we can conclude that starting from a \diamond .Configuration, the torus is eventually explored with probability one.

Hence, the critical part of the algorithm is the SetUp phase, whose aims at converging to a \diamond .Configuration starting from any initial (towerless) configuration. So, we now focus on this phase and show that, the convergence is obtained with probability one.

First, the SetUp phase exactly deals with the set of all towerless configurations. Now, by definition, we have:

Remark 4 *The set of all towerless configurations is equal to the (disjoint) union of the following configuration sets:*

1. \diamond .Configurations,
2. Identical,
3. Double-Trap1,
4. Double-Trap2,
5. Twin,
6. Triplet,
7. Quadruplet, and
8. Isolated.

The first part of the proof consists in showing that if the system is in a configuration of type Double-Trap1, Double-Trap2 or Triplet, then it (deterministically) reaches a \diamond .Configuration in finite time.

In the following, we consider an arbitrary towerless configuration C .

Lemma 3 *If C is of type Double-Trap2, then a configuration C' of type \diamond .Configuration is reached from C within finite time.*

Proof. When the configuration C is of type Double-Trap2, there is exactly one robot \mathcal{R} that is allowed to move (refer to Algorithm 2, Line 8). \mathcal{R} is the robot that has a neighboring robot and another robot at distance 2 on the same ring. Its destination is its adjacent free node towards the robot that is at distance 2. As the scheduler is fair, \mathcal{R} moves in finite time and then a configuration of type \diamond .Configuration is reached. \square

Lemma 4 *If C is of type Double-Trap1, then a configuration C' of type \diamond .Configuration is reached from C within finite time.*

Proof. When the configuration C is of type Double-Trap1, the only robot allowed to move is the robot \mathcal{R} that is at the extremity of the 3-block having exactly one neighbor (refer to Algorithm 2, Line 5). Its destination is its adjacent free node on the ring containing a single robot. As the scheduler is fair, \mathcal{R} moves in finite time and a configuration of type Double-Trap2 is then reached. Hence, by Lemma 3, we are done. \square

Lemma 5 *If C is of type Triplet, then a configuration C' of type \diamond .Configuration is reached from C within finite time.*

Proof. Let R be the ring that contains three robots in C . The cases below are possible:

1. *R contains a 3-block.* In this case the robot that is not part of R is the only one allowed to move (refer to Algorithm 3, Line 15). Its destination is its adjacent node on the shortest path towards the closest free node neighbor of one extremity of the 3-block (let us refer to this free node by U). Observe that this robot is the only one allowed to move unless it reaches U . Now, the scheduler being fair, the target node is reached in finite time and then a Double-Trap1 configuration is created. By Lemma 4, we are done in this case.
2. *R contains a 2-block.* In this case, the robot that is on R , but not part of the 2-block is the only one allowed to move (refer to Algorithm 3, Line 11). Its destination is its adjacent free node on the shortest path towards the 2-block (on R). Note that this robot is the only one allowed to move unless it becomes part of a 3-block. Now, as the scheduler is fair, we retrieve Case 1 in finite time and we are done.
3. *The other cases.*
 - (a) If $R \cap \text{wall} = \text{Occupied-Node}$. Then, the robots allowed to move are the two robots on R that are not located at Occupied-Node (refer to Algorithm 3, Line 8). Their destination is their adjacent free node towards the wall. According to the choices of the fair scheduler, either a 3-block is created and we retrieve Case 1, or a 2-block is created and we retrieve Case 2.
 - (b) If $R \cap \text{wall} = \text{Free-Node}$ then, every robot of R that is not neighbor of Free-Node moves towards Free-Node until a 2-block is created on R (refer to Algorithm 3, Line 5). As the scheduler is fair, a 2-block is created on R in finite time, and we retrieve Case 2.

□

From the other towerless configurations (Identical, Twin, Quadruplet, and Isolated), the convergence to a \diamond .Configuration is *probabilistic*. Now, when considering any arbitrary fair execution, (1) the topology is fixed with, in particular, a *finite* number of nodes and (2) recall that the number of robots is the *constant* 4. So, the number of towerless configurations is also *finite*. Now, while a configuration of type Double-Trap1, Double-Trap2, Triplet, or \diamond .Configuration is not reached, the SetUp phase remains trapped in the finite subset of towerless configurations defined as the distinct union of Configuration Identical, Twin, Quadruplet, and Isolated, by Remark 4. So, in order to demonstrate that the system eventually reaches a \diamond .Configuration with probability one, we show below that from any configuration of type Identical, Twin, Quadruplet, or Isolated, there always exists a positive probability to reach a configuration of type Double-Trap1, Double-Trap2, or Triplet in finite time and despite the choices of the fair scheduler. (Remember that once such a configuration is reached, a \diamond .Configuration is reached within finite time, by Lemmas 3-5.)

Lemma 6 *If C is of type Twin then, with positive probability, a configuration of type Triplet is reached in finite time.*

Proof. When the configuration C is of type Twin, the cases bellow are possible (C cannot contains four couples, otherwise it would be of type Identical):

1. *C contains a unique couple, R.*
 - (a) If there is a unique robot r that is outside R and the closest to R , then r is the only robot allowed to move, and if activated, it moves towards the closest free node in R (refer to Lines from 4.03 to 4.05). Observe that by moving r becomes even close to R . Thus, r keeps being the only robot allowed to move until it becomes part of R . Hence, as the scheduler is fair, a Triplet configuration is reached, in this case, *within finite time*.
 - (b) In either cases, the two robots that are outside R *try to move* to a safe node outside their current ring and that is parallel to R (refer to Lines from 4.06 to 4.07). Then, as the scheduler is fair, at least one of them is activated in finite time, and when activated,

with positive probability (actually, a probability greater or equal to $p(1 - p)$), exactly one of those robots moves and we retrieve the previous case. Hence, we can conclude that, in this case, *with positive probability*, a configuration of type Triplet is reached *in finite time*.

2. C contains two couples. Two cases are possible:

(a) *There is at least one robot at the corner of the SER.* (SER is the smallest enclosing rectangle.)

In this case, if one of the robots at the corner of the SER is not part of any Couple, then this robot is the only one allowed to move (refer to Algorithm 4, Lines 4.11 to 4.13). Its destination is its adjacent free node towards the closest couple. Then, as the scheduler is fair, it reaches a couple to form a Triplet configuration within *finite time*.

(b) Otherwise, the two robots at the corner of the SER *try to move* to a neighboring safe node (refer to Algorithm 4, Lines 4.14 to 4.15), if activated. As the scheduler is fair, at least one of them is activated within finite time and when activated, with positive probability (actually, a probability greater or equal to $p(1 - p)$), exactly one of them moves. In this case, the system reaches either a Triplet or Case 1. Hence, *with positive probability*, a configuration of type Triplet is reached *in finite time*.

(c) *There is no robot at the corner of the SER.* In this case, the torus necessarily satisfies $\ell = L$. Observe that, in this case, there exist two robots that are the farthest from each other, otherwise the configuration would be of type Identical. These robots *try to move* to a neighboring safe node, if activated (refer to Algorithm 4, Lines 4.16 to 4.18). As the scheduler is fair, at least one of them is activated in finite time, and when activated, with positive probability (actually, a probability greater or equal to $p(1 - p)$), exactly one of them moves. In this case,

- i. either, the configuration remains with two couples but this time there are robots on the corner. Thus, we retrieve Case 2a, or
- ii. a Triplet configuration is reached.

Hence, from the previous cases, we can conclude that, in this case, *with positive probability*, a configuration of type Triplet is reached *in finite time*.

3. C contains three couples. (In this case, the torus necessarily satisfies $\ell = L$.) Observe that, in this case, there exist two robots that are part of two couples at the same time. The robots allowed to move are the other two robots. These robots *try to move* to a neighboring safe node. As the scheduler is fair, at least one of them is activated within finite time and when activated, with positive probability (actually, a probability greater or equal to $p(1 - p)$), exactly one of them moves and the configuration reached is either Triplet or Twin but with only one or two couples, that is one of the previous cases. Hence, we can conclude that, in this case, *with positive probability*, a configuration of type Triplet is reached *in finite time*. □

Lemma 7 *If C is of type Quadruplet then, a configuration C' of type either Twin or Triplet is reached from C within finite time.*

Proof. Let us refer to the ring that contains four robots in C by R . We have the following possible cases:

- R contains exactly one smallest hole. In this case, the two robots neighbor to such a hole move to an adjacent free node outside R , if activated (refer to Lines from 5.03 to 5.05). As the scheduler is fair, at least one of them is activated *within finite time*. Then, if both robots

move simultaneously, then the reached configuration is of type Twin. If only one robot moves, then the reached configuration is of type Triplet.

- *R* contains exactly one biggest hole. In this case too, the two robots neighbor to such a hole move to an adjacent free node outside *R*, if activated (refer to Lines from 5.06 to 5.08). As the scheduler is fair, at least one of them is activated *within finite time*. Then, if both robots move simultaneously, the reached configuration is of type Twin. If only one robot moves, then a Triplet configuration is reached.
- There is only one robot that is neighbor to the two smallest holes on *R*. This robot is the only one allowed to move. Its destination is its adjacent free node outside *R* (refer to Lines from 5.09 to 5.10). As the scheduler is fair, this robot moves in *finite time* and then a configuration of type Triplet is reached.

From the cases above we can deduce that starting from *C*, either Twin or Triplet configuration is reached in finite time. □

By Lemma 6, we have the following corollary from the previous lemma:

Corollary 2 *If C is of type Quadruplet then, with positive probability, a configuration of type Triplet is reached in finite time.*

Lemma 8 *If C is of type Identical then, with positive probability, a configuration of type Triplet or Double-Trap2 is reached in finite time.*

Proof. If *C* is of type Identical then every robot *tries to move*, if activated. Now, in this case, with positive probability, exactly one of them moves during the next step and a configuration of type either Double-Trap2 or Twin is then reached. In the latter case, we can conclude by Lemma 6. □

Lemma 9 *If C is of type Isolated then, with positive probability, a configuration of type Triplet is reached in finite time.*

Proof. We split the study into two main cases:

1. $\ell = L$. Let *SER* be the smallest rectangle that encloses the four robots, we call *internal robot* any robot that is not located on any side of *SER*. The following subcases are possible:
 - (a) *There is exactly one robot that is at a corner c of SER.* In this case there is exactly one internal robot. It is the only robot allowed to move, its destination is the closest free node on a side of *SER* having *c* as extremity (refer to Lines from 6.03 to 6.05). Observe that this robot keep being enabled until it becomes on the same ring as *c* (the *SER* is invariant). Thus, as the scheduler is fair, a Twin configuration is reached in *finite time* and by Lemma 6, we are done.
 - (b) *There are exactly two robots at two corners c_1, c_2 of SER.* The other two robots are in this case internal (otherwise the configuration would contain a couple). The internal robots that are the closest to an occupied corner of the *SER* move towards the closest free node on a side of *SER* having c_1 or c_2 as an extremity (refer to Lines from 6.06 to 6.08). Note that in the case where there are two robots allowed to move, their target destination is different (recall that the configuration is of type Isolated). The robots that have moved keep moving towards the same target node until they become on the same ring as a robot on the corner of the *SER*. Thus, as the scheduler is fair, a Twin configuration is reached in *finite time* and by Lemma 6, we are done.

- (c) *There is no robot at the corner of the SER.* In this case, observe that all robots are located at different sides of the *SER*. Let d be the minimum distance between any occupied node and a corner of *SER*. The following subcases are then possible:
- i. *There is a unique robot r that is at distance d from a corner of *SER*.* r is the only robot allowed to move. Its destination is its adjacent free node towards the closest corner (refer to Lines from 6.11 to 6.13). Observe that by moving r becomes even close to the corner, thus r keeps being the only one enabled to move until it becomes neighbor of the closest corner. Hence, as the scheduler is fair, we retrieve Case 1a within *finite time*, and we are done.
 - ii. *There are two robots r_1 and r_2 that are at distance d from a corner.*
 - A. If r_1 and r_2 are closest to the same corner c , then the two other robots, say r_3 and r_4 , move towards the corner that is common to their side of *SER* and the side of *SER* where either r_1 or r_2 are located, if activated (refer to Lines from 6.14 to 6.17). Note that since all robot are on the border of *SER*, r_3 and r_4 have different targets. Thus, as the scheduler is fair, a Twin configuration is reached in *finite time* and by Lemma 6, we are done.
 - B. If r_1 and r_2 are closest to a corner of *SER*, but not the same then, then r_1 and r_2 are the only robots allowed to move. Their destination is their adjacent free node towards their closest corner (refer to Lines from 6.18 to 6.19). As the scheduler is fair, in *finite time*, either their both reach their target simultaneously and we retrieve Case 1b, or we retrieve Case 1a. Hence, from the previous cases, we are done.
 - iii. *There are three or four robots that are at distance d from a corner of *SER*.* Observe that since that the configuration is not of type Identical, there is one or two corners that have only one robot at distance d from them. Such a robot is enabled to move and its destination is its closest corner (refer to Lines from 6.18 to 6.19). As the scheduler is fair, in *finite time*, we retrieve either Case 1a or Case 1b and we are done.
2. $\ell \neq L$. In this case, according to the number of robots on L -rings, we can distinguish the following cases:
- (a) *Every L -ring contains at most one robot.* Every L -ring contains at most one robot. Let r_1, r_2, r_3 , and r_4 be the four robots. Observe that there are two robots, say r_1 and r_2 , that are on two parallel sides of *SER* that are on ℓ -rings. The robots allowed to move are r_3 and r_4 . They move towards a closest extremity of their side of *SER* (refer to Lines from 7.02 to 7.06). Note that by doing so, r_3 and r_4 keeps being allowed to move until they become on the same ℓ -ring as either r_1 or r_2 . Hence, as the scheduler is fair, Twin configuration is reached in *finite time* and by Lemma 6, we are done.
 - (b) *There is exactly one L -ring R that contains 2 robots.* The robots that are alone on their L -ring move along their L -ring towards a closest free node that is adjacent to R (refer to Lines from 7.07 to 7.09). Observe that these robots keep the same target until one of them becomes on the same ℓ -ring as another robot. Then, in *finite time*, the system reaches either a Triplet or a Twin configuration depending of the activations decided by the fair scheduler. In the latter case, with a *positive probability*, a Triplet configuration is then reached in *finite time* by Lemma 6 and we are done.
 - (c) *There is exactly one L -ring R that contains 3 robots.* The case is similar to the previous one, refer to Lines from 7.07 to 7.09: in finite time, the system reaches a Twin configuration and by Lemma 6, we are done.
 - (d) *There exist two L -rings that contain two robots.* In this case, two cases are possible:

- i. *There is a L -ring that contains two robots located at corners of $SEER$.* The robots that are at corners *try to move*, if activated, to their adjacent L -ring outside $SEER$ (note that there are only two robots at the corner of $SEER$, otherwise the configuration is *Twin*) (refer to Lines from 7.11 to 7.13). As the scheduler is fair, in *finite time* one or both of them are activated and with *positive probability* (actually, a probability greater or equal to $p(1 - p)$), only one of them moves and we retrieve Case 2b.
- ii. *There are two robots at corners, say r_1 and r_2 , that are part of different L -rings.* r_1 and r_2 are the only robots allowed to move and their destination is their adjacent free node on the neighboring L -ring outside $SEER$ (refer to Lines from 7.14 to 7.15). As the scheduler is fair, in *finite time*, either r_1 , r_2 , or both are activated. In the two first cases, we retrieve Case 2b. In the latter case, we retrieve Case 2a.
- (e) *There is one L -ring R that contains all robots.* Let GR be the subgraph induced by R . The robots in this case apply Procedure Quadruplet on GR . By Corollary 2, we are done.

□

From all previous lemmas and corollary, we can deduce that, with probability one, the *SetUp* phase eventually terminates in a \diamond .Configuration. Hence, we can conclude with the following theorem:

Theorem 4 *Assuming any fair scheduler, Algorithm 1 is a probabilistic exploration protocol for 4 robots on any torus of size $\ell \times L$, where $7 \leq \ell \leq L$.*

6 Concluding Remarks

While the solution we provided for the torus exploration problem is optimal with respect to the number of robots involved in the exploration, there remains challenging open questions:

1. We presented an algorithm for all tori of size $\ell \times L$, where $7 \leq \ell \leq L$. Determining if our results can be extended to smaller tori is an interesting problem, as previous results [13] show *e.g.* that smaller grids require more robots. We expect mechanized approaches [17] to be valuable for investigating small size tori robot number requirements.
2. Going higher dimension (from a ring to a torus) did not increase the robot number complexity of the exploration problem. The issue of the d -dimensional tori (for $d > 2$) remains open.

References

- [1] Maria Potop-Butucaru, Michel Raynal, and Sébastien Tixeuil. Distributed computing with mobile robots: an introductory survey. In *Proceedings of the International Conference on Network-Based Information Systems (NBIS)*, Tirana, Albania, September 2011.
- [2] Zohir Bouzid, Shlomi Dolev, Maria Potop-Butucaru, and Sébastien Tixeuil. Robocast: Asynchronous communication in robot networks. In *Proceedings of International Conference on Principles of Distributed Systems (OPODIS 2010)*, Lecture Notes in Computer Science, Tozeur, Tunisia, December 2010. Springer Berlin / Heidelberg.

- [3] Shantanu Das, Paola Flocchini, Nicola Santoro, and Masafumi Yamashita. On the computational power of oblivious robots: forming a series of geometric patterns. In *Proceedings of the ACM Symposium on Principles of Distributed Computing (PODC 2010)*, pages 267–276, 2010.
- [4] Yoann Dieudonné, Ouiddad Labbani-Igbida, and Franck Petit. Circle formation of weak robots. *ACM Transactions on Adaptive and Autonomous Systems (TAAS)*, 3(4):16:1–16:20, 2008.
- [5] Ichiro Suzuki and Masafumi Yamashita. Distributed anonymous mobile robots: Formation of geometric patterns. *SIAM J. Comput.*, 28(4):1347–1363, 1999.
- [6] Zohir Bouzid, Shantanu Das, and Sébastien Tixeuil. Gathering of mobile robots tolerating multiple crash faults. In *Proceedings of the IEEE International Conference on Distributed Computing Systems (ICDCS 2013)*, Philadelphia, PA, USA, July 2013. IEEE Press.
- [7] Paola Flocchini, David Ilcinkas, Andrzej Pelc, and Nicola Santoro. Computing without communicating: Ring exploration by asynchronous oblivious robots. In *Proceedings of the International Conference on Principles of Distributed Systems (OPODIS)*, Lecture Notes in Computer Science (LNCS), pages 105–118. Springer Berlin / Heidelberg, December 2007.
- [8] Paola Flocchini, David Ilcinkas, Andrzej Pelc, and Nicola Santoro. Remembering without memory: Tree exploration by asynchronous oblivious robots. In Alexander A. Shvartsman and Pascal Felber, editors, *SIROCCO*, volume 5058 of *Lecture Notes in Computer Science*, pages 33–47. Springer, 2008.
- [9] Stéphane Devismes, Franck Petit, and Sébastien Tixeuil. Optimal probabilistic ring exploration by semi-synchronous oblivious robots. In *Proceedings of the International Colloquium on Structural Information and Communication Complexity (SIROCCO 2009)*, Lecture Notes in Computer Science, pages 195–208, Piran, Slovenia, May 2009. Springer-Verlag Berlin Heidelberg.
- [10] Jérémie Chalopin, Paola Flocchini, Bernard Mans, and Nicola Santoro. Network exploration by silent and oblivious robots. In *36th International Workshop on Graph Theoretic Concepts in Computer Science (WG 2010)*, pages 208–219, 2010.
- [11] Stéphane Devismes. Optimal exploration of small rings. In *Proceedings of the Third International Workshop on Reliability, Availability, and Security, WRAS '10*, pages 9:1–9:6, New York, NY, USA, 2010. ACM.
- [12] Anissa Lamani, Maria Potop-Butucaru, and Sébastien Tixeuil. Optimal deterministic ring exploration with oblivious asynchronous robots. In Boaz Patt-Shamir, editor, *Proceedings of the International Colloquium on Structural Information and Communication Complexity (SIROCCO 2010)*, Lecture Notes in Computer Science. Springer Berlin / Heidelberg, June 2010.
- [13] Stéphane Devismes, Anissa Lamani, Franck Petit, Pascal Raymond, and Sébastien Tixeuil. Optimal grid exploration by asynchronous oblivious robots. In *Proceedings of the International Conference on Stabilization, Safety, and Security in Distributed Systems (SSS 2012)*, Lecture Notes in Computer Science (LNCS), Toronto, Canada, October 2012. Springer Berlin / Heidelberg.
- [14] Roberto Baldoni, François Bonnet, Alessia Milani, and Michel Raynal. On the solvability of anonymous partial grids exploration by mobile robots. In *12th International Conference on Principles of Distributed Systems (OPODIS)*, pages 428–445, 2008.

- [15] Lélia Blin, Alessia Milani, Maria Potop-Butucaru, and Sébastien Tixeuil. Exclusive perpetual ring exploration without chirality. In *Proceedings of the International Conference on Distributed Computing (DISC 2010)*, Lecture Notes in Computer Science, Boston, Massachusetts, USA, September 2010. Springer Berlin / Heidelberg.
- [16] François Bonnet, Alessia Milani, Maria Potop-Butucaru, and Sébastien Tixeuil. Asynchronous exclusive perpetual grid exploration without sense of direction. In Antonio Fernández Anta, editor, *Proceedings of International Conference on Principles of Distributed Systems (OPODIS 2011)*, number 7109 in Lecture Notes in Computer Science (LNCS), pages 251–265, Toulouse, France, December 2011. Springer Berlin / Heidelberg.
- [17] François Bonnet, Xavier Défago, Franck Petit, Maria Potop-Butucaru, and Sébastien Tixeuil. Brief announcement: Discovering and assessing fine-grained metrics in robot networks protocols. In *Proceedings of the International Conference on Stabilization, Safety, and Security in Distributed Systems (SSS 2012)*, Lecture Notes in Computer Science (LNCS), Toronto, Canada, October 2012. Springer Berlin / Heidelberg.
- [18] Ralf Klasing, Euripides Markou, and Andrzej Pelc. Gathering asynchronous oblivious mobile robots in a ring. *Theor. Comput. Sci.*, 390(1):27–39, 2008.
- [19] Ralf Klasing, Adrian Kosowski, and Alfredo Navarra. Taking advantage of symmetries: Gathering of many asynchronous oblivious robots on a ring. *Theor. Comput. Sci.*, 411(34-36):3235–3246, 2010.
- [20] Gianlorenzo D’Angelo, Gabriele Di Stefano, and Alfredo Navarra. Gathering of six robots on anonymous symmetric rings. In *SIROCCO*, pages 174–185, 2011.
- [21] Gianlorenzo D’Angelo, Gabriele Di Stefano, and Alfredo Navarra. How to gather asynchronous oblivious robots on anonymous rings. In *DISC*, pages 326–340, 2012.
- [22] Gianlorenzo D’Angelo, Gabriele Di Stefano, Ralf Klasing, and Alfredo Navarra. Gathering of robots on anonymous grids without multiplicity detection. In Guy Even and Magnús M. Halldórsson, editors, *SIROCCO*, volume 7355 of *Lecture Notes in Computer Science*, pages 327–338. Springer, 2012.
- [23] Sayaka Kamei, Anissa Lamani, Fukuhito Ooshita, and Sébastien Tixeuil. Asynchronous mobile robot gathering from symmetric configurations without global multiplicity detection. In Adrian Kosowski and Masafumi Yamashita, editors, *Proceedings of the International Colloquium on Structural Information and Communication Complexity (SIROCCO 2011)*, Lecture Notes in Computer Science (LNCS), Gdansk, Poland, June 2011. Springer Berlin / Heidelberg.
- [24] Anissa Lamani, Sayaka Kamei, Fukuhito Ooshita, and Sébastien Tixeuil. Gathering an even number of robots in a symmetric ring without global multiplicity detection. In *Proceedings of the International Conference on Mathematical Foundations of Computer Science (MFCS 2012)*, Lecture Notes in Computer Science (LNCS), Bratislava, Slovakia, August 2012. Springer Berlin / Heidelberg.
- [25] Fukuhito Ooshita and Sébastien Tixeuil. On the self-stabilization of mobile oblivious robots in uniform rings. In *Proceedings of the International Conference on Stabilization, Safety, and Security in Distributed Systems (SSS 2012)*, Lecture Notes in Computer Science (LNCS), Toronto, Canada, October 2012. Springer Berlin / Heidelberg.