



HAL
open science

The DFLU flux for systems of conservation laws

Adi Adimurthi, G. D. Veerappa Gowda, Jérôme Jaffré

► **To cite this version:**

Adi Adimurthi, G. D. Veerappa Gowda, Jérôme Jaffré. The DFLU flux for systems of conservation laws. *Journal of Computational and Applied Mathematics*, 2013, 247, pp.102-123. 10.1016/j.cam.2012.12.025 . hal-00922936

HAL Id: hal-00922936

<https://inria.hal.science/hal-00922936>

Submitted on 31 Dec 2013

HAL is a multi-disciplinary open access archive for the deposit and dissemination of scientific research documents, whether they are published or not. The documents may come from teaching and research institutions in France or abroad, or from public or private research centers.

L'archive ouverte pluridisciplinaire **HAL**, est destinée au dépôt et à la diffusion de documents scientifiques de niveau recherche, publiés ou non, émanant des établissements d'enseignement et de recherche français ou étrangers, des laboratoires publics ou privés.



The DFLU flux for systems of conservation laws

Adimurthi, G. D. Veerappa Gowda, Jérôme Jaffré

**RESEARCH
REPORT**

N° 8442

December 2013

Project-Team Pomdapi



The DFLU flux for systems of conservation laws*

Adimurthi^{†‡}, G. D. Veerappa Gowda^{†§}, Jérôme Jaffré^{¶||}

Project-Team Pomdapi

Research Report n° 8442 — December 2013 — 29 pages

Abstract: The DFLU numerical flux was introduced in order to solve hyperbolic scalar conservation laws with a flux function discontinuous in space. We show how this flux can be used to solve certain class of systems of conservation laws such as systems modeling polymer flooding in oil reservoir engineering. Furthermore, these results are extended to the case where the flux function is discontinuous in the space variable. Such a situation arises for example while dealing with oil reservoirs which are heterogeneous. Numerical experiments are presented to illustrate the efficiency of this new scheme compared to other standard schemes like upstream mobility, Lax-Friedrichs and Force schemes.

Key-words: Finite volumes, finite differences, Riemann solvers, system of conservation laws, flow in porous media, polymer flooding.

This paper is published in the Journal of Computational and Applied Mathematics 247 (2013) 102-123.

* This work was partially supported by the Indo-French collaboration project IFCPAR/CEFIPRA 3401-2.

† TIFR-CAM, PB 6503, Chikkabommasandra, Sharadanagar, GKVK PO Bangalore-560065, India

‡ aditi@math.tifrbng.res.in

§ gowda@math.tifrbng.res.in

¶ INRIA, BP 105, 78153 Le Chesnay Cedex, France

|| Jerome.Jaffre@inria.fr

**RESEARCH CENTRE
PARIS – ROCQUENCOURT**

Domaine de Voluceau, - Rocquencourt
B.P. 105 - 78153 Le Chesnay Cedex

Le flux DFLU pour les systèmes de lois de conservation

Résumé : Le flux numérique DFLU a été introduit pour résoudre des lois de conservation scalaires hyperboliques dont la fonction de flux est discontinues en espace. Nous montrons comment ce flux peut être utilisé pour résoudre une certaine classe de systèmes de lois de conservation tels que les systèmes modélisant l'injection de polymères en ingénierie de réservoirs pétroliers. En outre, ces résultats s'étendent au cas de fonctions de flux discontinus par rapport à la variable d'espace. Une telle situation apparaît par exemple quand on considère des réservoirs pétroliers qui sont hétérogènes. Des expériences numériques sont présentées pour illustrer l'efficacité de ce nouveau schéma comparé à d'autres schémas standard tels que les schémas Mobilités Amont, Lax-Friedrichs et Force.

Mots-clés : Volumes finis, différences finies, solveurs de Riemann, systèmes de lois de conservation, écoulements en milieu poreux, injection de polymères.

1 Introduction

The main difficulty in the numerical solution of systems of conservation laws is the complexity of constructing the Riemann solvers. One way to overcome this difficulty is to consider centered schemes as in [25, 28, 32, 33, 6]. However, in general these schemes are more diffusive than Godunov type methods based on exact or approximate Riemann solvers when this alternative is available. Therefore in this paper we will consider Godunov type methods. Most often the numerical solution requires the calculation of eigenvalues or eigenvectors of the Jacobian matrix of the system. This is even more complicated when the system is non-strictly hyperbolic, i.e. eigenvectors are not linearly independent. In this paper we present an approach like in [19] and [21] which do not require, detailed information about the eigenstructure of the full system.

Let us consider a system of conservation laws in conservative form

$$\mathbf{U}_t + (\mathbf{F}(\mathbf{U}))_x = 0, \quad \mathbf{U} = (u^1, \dots, u^J), \quad \mathbf{F} = (f^1, \dots, f^J).$$

A conservative finite volume method reads

$$\frac{\mathbf{U}_i^{n+1} - \mathbf{U}_i^n}{\Delta t} + \frac{\mathbf{F}_{i+1/2}^n - \mathbf{F}_{i-1/2}^n}{h} = 0$$

where $\mathbf{F}_{i+1/2}^n$ is a numerical flux calculated using an exact or approximate Riemann solver. In a first order scheme this numerical flux is calculated using the left and right values \mathbf{U}_i^n and \mathbf{U}_{i+1}^n . If we solve the equation field by field the j -th equation reads

$$\frac{u_i^{j,n+1} - u_i^{j,n}}{\Delta t} + \frac{F_{i+1/2}^{j,n} - F_{i-1/2}^{j,n}}{h} = 0$$

where the j -th numerical flux is a function of \mathbf{U}_i^n and \mathbf{U}_{i+1}^n :

$$F_{i+1/2}^{j,n} = F^j(u_i^{1,n}, \dots, u_i^{j,n}, \dots, u_i^{J,n}, u_{i+1}^{1,n}, \dots, u_{i+1}^{j,n}, \dots, u_{i+1}^{J,n}), \quad j = 1, \dots, J.$$

This flux function can be calculated by solving the scalar Riemann problem for $t > t_n$:

$$\begin{aligned} u_t^j + (\tilde{f}^{j,n}(u^j, x))_x &= 0, \\ u^j(x, t_n) &= u_i^{j,n} \text{ if } x < x_{i+1/2}, \quad u^j(x, t_n) = u_{i+1}^{j,n} \text{ if } x > x_{i+1/2}, \end{aligned} \quad (1)$$

where the flux function \tilde{f}^j , discontinuous at the point $x = x_{i+1/2}$, is defined by

$$\begin{aligned} \tilde{f}_L^{j,n}(u^j, x) &\equiv \tilde{f}_L^{j,n}(u^j) = f^j(u_i^{1,n}, \dots, u_i^{j-1,n}, u^j, u_i^{j+1,n}, \dots, u_i^{J,n}) \text{ if } x < x_{i+1/2}, \\ \tilde{f}_R^{j,n}(u^j, x) &\equiv \tilde{f}_R^{j,n}(u^j) = f^j(u_{i+1}^{1,n}, \dots, u_{i+1}^{j-1,n}, u^j, u_{i+1}^{j+1,n}, \dots, u_{i+1}^{J,n}) \text{ if } x > x_{i+1/2} \end{aligned} \quad (2)$$

(L and R refer to left and right of the point $x_{i+1/2}$).

Scalar conservation laws like equation (1) with a flux function discontinuous in space have been the object of many studies [10, 27, 24, 12, 14, 17, 34, 35, 9, 22, 30, 4, 26]. In particular, in [4] a Godunov type finite volume scheme was proposed and convergence to a proper entropy condition was proved, provided that the left and right flux functions have exactly one local maximum and the same end points (the case where the flux functions has exactly one local minimum can be treated by symmetry). At the discontinuity the interface flux, that we call the DFLU flux, is given by the formula

$$F_{i+1/2}^n(u_L, u_R) = \min\{f_L(\min\{u_L, \theta_L\}), f_R(\max\{u_R, \theta_R\})\}, \quad (3)$$

if f denotes the scalar flux function and $\theta_L = \operatorname{argmax}(f_L)$, $\theta_R = \operatorname{argmax}(f_R)$. When $f_L \equiv f_R$ this formula is equivalent to the Godunov flux so formula (3) can be seen as an extension of the Godunov flux to the case of a flux function discontinuous in space. In the case of systems formula (3) can be applied to the fluxes $\tilde{f}_L^{j,n}$ and $\tilde{f}_R^{j,n}$ provided both agrees at the end points of the domain for all j , like in the case of scalar laws with a flux function discontinuous in space. In the case of an uncoupled triangular system, a similar scheme

is used in [18, 19, 20] and its convergence analysis is studied. Also in [21], the idea of discontinuous flux is used to study a coupled system arising in three-phase flows in porous media and shown its successfulness.

To illustrate the method we consider the system of conservation laws arising for polymer flooding in reservoir simulation which is described in section 2. This system, or similar systems of equations, is nonstrictly hyperbolic and is studied in several papers [31, 16, 15, 13]. For example in [16] the authors solve Riemann problems associated to this system when gravity is neglected and therefore the fractional flow function is an increasing function of the unknown. In this case, the eigenvalues of the corresponding Jacobian matrix are positive and hence it is less difficult to construct Godunov type schemes which turn out to be upwind schemes. When the above model with gravity effects is considered, then the flux function is not necessarily monotone and hence the eigenvalues can change sign. This makes the construction of Godunov type schemes more difficult as it involves exact solutions of Riemann problems with a non monotonous fractional flow function. Therefore in section 3 we solve the Riemann problems in the general case when gravity terms are taken into account so the flux function is not anymore monotone. This will allow to compare our method with that using an exact Riemann solver. In section 4 we consider Godunov type finite volume schemes. We present the DFLU scheme for the system of polymer flooding and compare it to the Godunov scheme whose flux is given by the exact solution of the Riemann problem. We also present several other possible numerical fluxes, centered like Lax-Friedrichs or FORCE, or upstream like the upstream mobility flux commonly used in reservoir engineering [7, 8, 26]. In section 5 we compare numerically the DFLU method with these fluxes. Finally in section 6 we considered the case where the flux function is discontinuous in the space variable and its corresponding Riemann problem is discussed in appendix.

2 A system of conservation laws modeling polymer flooding

A polymer flooding model for enhanced oil recovery in petroleum engineering was introduced in [29] as the following 2×2 system of conservation laws

$$\begin{aligned} s_t + f(s, c)_x &= 0 \\ (sc + a(c))_t + (cf(s, c))_x &= 0 \end{aligned} \quad (4)$$

where $t > 0$ and $x \in \mathbb{R}$, $(s, c) \in I \times I$ with $I = [0, 1]$. $s = s(x, t)$ denotes the saturation of the wetting phase, so $1 - s$ is the saturation of the oil phase. $c = c(x, t)$ denotes the concentration of the polymer in the wetting phase which we have normalized. Here the porosity was set to 1 to simplify notations. The flux function f is the Darcy velocity of the wetting phase φ_1 and is determined by the relative permeabilities and the mobilities of the wetting and oil phases, and by the influence of gravity:

$$f(s, c) = \varphi_1 = \frac{\lambda_1(s, c)}{\lambda_1(s, c) + \lambda_2(s, c)} [\varphi + (g_1 - g_2)\lambda_2(s, c)]. \quad (5)$$

The quantities λ_ℓ , $\ell = 1, 2$ are the mobilities of the two phases, with $\ell = 1$ referring to the wetting phase and $\ell = 2$ referring to the oil phase:

$$\lambda_\ell(s, c) = \frac{Kkr_\ell(s)}{\mu_\ell(c)}, \ell = 1, 2,$$

where K is the absolute permeability, and kr_ℓ and μ_ℓ are respectively the relative permeability and the viscosity of the phase ℓ . kr_1 is an increasing function of s such that $kr_1(0) = 0$ while kr_2 is a decreasing function of s such that $kr_2(1) = 0$. Therefore λ_ℓ , $\ell = 1, 2$ satisfy

$$\begin{aligned} \lambda_1 &= \lambda_1(s, c) \text{ is an increasing functions of } s, \lambda_1(0, c) = 0 \forall c \in [0, 1], \\ \lambda_2 &= \lambda_2(s, c) \text{ is a decreasing functions of } s, \lambda_2(1, c) = 0 \forall c \in [0, 1]. \end{aligned} \quad (6)$$

The idea of polymer flooding is to dissolve a polymer in the injected water in order to increase the viscosity of the injected wetting phase. Thus the injected wetting phase will not be able to bypass oil so one obtains a better displacement of the oil by the injected phase. Therefore $\mu_1(c)$ is increasing with c while μ_2 will

be taken as a constant assuming there is no chemical reaction between the polymer and the oil. Therefore f will decrease with respect to c . The function $a = a(c)$ models the adsorption of the polymer by the rock and is increasing with c .

φ is the total Darcy velocity, that is the sum of the Darcy velocities of the two phases φ_1 and φ_2 :

$$\varphi = \varphi_1 + \varphi_2, \quad \varphi_1 = \frac{\lambda_1}{\lambda_1 + \lambda_2}[\varphi + (g_1 - g_2)\lambda_2], \quad \varphi_2 = \frac{\lambda_2}{\lambda_1 + \lambda_2}[\varphi + (g_2 - g_1)\lambda_1].$$

φ is a constant in space since we assume that the flow is incompressible. The gravity constants g_1, g_2 of the phases are proportional to their density.

To equation (4) we add the initial condition

$$(s(x, 0), c(x, 0)) = (s_0(x), c_0(x)). \quad (7)$$

Since the case when f is monotone was already studied in [16, 15], we concentrate on the nonmonotone case which is more complicated and corresponds to taking into account gravity. Here we assume that $\varphi = 0$ for the nonlinearities of the system (4). We will assume also that phase 1 is heavier than phase 2 ($g_1 > g_2$) so we can assume the following properties:

- (i) $f(s, c) \geq 0$, $f(0, c) = f(1, c) = 0$ for all $c \in I$.
- (ii) The function $s \rightarrow f(s, c)$ has exactly one global maximum in I and no other local minima in the interior of I with $\theta = \operatorname{argmax}(f)$.
- (iii) $f_c(s, c) < 0 \forall s \in (0, 1)$ and for all $c \in I$
- (iv) The adsorption term $a = a(c)$ satisfies

$$a(0) = 0, \quad h(c) = \frac{da}{dc}(c) > 0, \quad \frac{d^2a}{dc^2}(c) < 0 \text{ for all } c \in I.$$

Typical shapes of functions f and a are shown in Fig. 1.

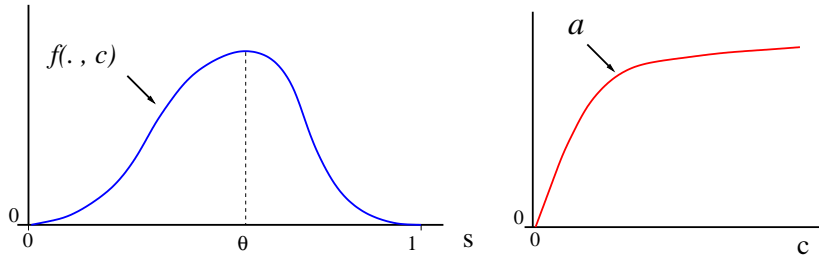


Figure 1: Shapes of flux function $s \rightarrow f(s, c)$ (left) and adsorption function $c \rightarrow a(c)$ (right).

We expand the derivatives in equations (4) and we plug the resulting first equation into the second one. Then we obtain the system in nonconservative form

$$\begin{aligned} s_t + f_s(s, c)s_x + f_c(s, c)c_x &= 0, \\ (s + a'(c))c_t + f(s, c)c_x &= 0. \end{aligned}$$

Let U denote the state vector $U = (s, c)$ and introduce the upper triangular matrix

$$A(U) = \begin{pmatrix} f_s & f_c \\ 0 & \frac{f}{s + a'(c)} \end{pmatrix}$$

and the system (4) can be read in matrix form as

$$U_t + A(U)U_x = 0.$$

The eigenvalues of A are $\lambda^s = f_s$ and $\lambda^c = \frac{f}{s+a'}$, with corresponding eigenvectors $e^s = (1, 0)$, $e^c = (f_c, \lambda^c - \lambda^s)$ if $0 < s < 1$ and $e^c = (0, 1)$ if $s = 0, 1$. The eigenvalue λ^s may change sign whereas the eigenvalue λ^c is always positive. One can observe that for each $c \in I$ there exists a unique $s^* = s^*(c) \in (0, 1)$ such that

$$\lambda^c(s^*, c) = \lambda^s(s^*, c)$$

(see Fig.2). For this couple (s^*, c) , $\lambda^c = \lambda^s$, hence eigenvectors are not linearly independent and the problem is nonstrictly hyperbolic.

Any weak solution of (4) has to satisfy the Rankine-Hugoniot jump conditions given by

$$\begin{aligned} f(s_R, c_R) - f(s_L, c_L) &= \sigma(s_R - s_L), \\ c_R f(s_R, c_R) - c_L f(s_L, c_L) &= \sigma(s_R c_R + a(c_R) - s_L c_L - a(c_L)), \end{aligned} \quad (8)$$

where $(s_L, c_L), (s_R, c_R)$ denote the left and right values of the couple (s, c) at a certain point of discontinuity.

When $c_R = c_L$, the second equation reduces to the first equation and the speed of the discontinuity σ is given by the first equation only. Now we are interested in the case $c_R \neq c_L$. By combining the two equations (8) we may write

$$(c_R - c_L)f(s_L, c_L) = \sigma(c_R - c_L)s_L + \sigma(a(c_R) - a(c_L))$$

where

$$\sigma = \frac{f(s_L, c_L)}{s_L + \bar{a}_L(c_R)}, \quad \bar{a}_L(c) = \begin{cases} \frac{a(c) - a(c_L)}{c - c_L} & \text{if } c \neq c_L, \\ a'(c) & \text{if } c = c_L. \end{cases}$$

Plugging this into first equation of (8), we obtain

$$\sigma(s_R + \bar{a}_L(c_R)) = \sigma(s_L + \bar{a}_L(c_R)) + f(s_R, c_R) - f(s_L, c_L) = f(s_R, c_R).$$

Hence when $c_L \neq c_R$ the Rankine-Hugoniot condition (8) reduces to

$$\frac{f(s_R, c_R)}{s_R + \bar{a}_L(c_R)} = \frac{f(s_L, c_L)}{s_L + \bar{a}_L(c_R)} = \sigma. \quad (9)$$

In the absence of the adsorption term, i.e. $a = a(c) = 0$, equation (4) is studied in [23] by using the equivalence of the Euler and Lagrangian formulations and converting it into a scalar conservation law with a discontinuous flux function. In the presence of the adsorption term, this transformation fails to convert it into a scalar conservation law with a discontinuous flux function.

3 Riemann problem

In this section we solve the Riemann problems associated with our system, that we solve system (4) with the initial condition

$$s(x, 0) = \begin{cases} s_L & \text{if } x < 0, \\ s_R & \text{if } x > 0 \end{cases}, \quad c(x, 0) = \begin{cases} c_L & \text{if } x < 0, \\ c_R & \text{if } x > 0 \end{cases}. \quad (10)$$

Solution to (10) is constructed by using elementary waves associated with the system. There are two families of waves, referred to as the s and c families. s waves consist of rarefaction and shocks (or contact discontinuity) across which s changes continuously and discontinuously respectively, but across which c remains constant. c waves consist solely of contact discontinuities, across which both s and c changes such that $\frac{f(s, c)}{s + a'(c)}$ remains constant in the sense of (9).

We will restrict to the case $c_L > c_R$. The case $c_L < c_R$ can be treated similarly. When $c_L > c_R$ the flux functions for the first equation (4) $s \rightarrow f(s, c_L)$ and $s \rightarrow f(s, c_R)$ are as represented in Fig. 2, that

is $f(s, c_L) \leq f(s, c_R) \forall s \in (0, 1)$. Let θ_L and θ_R be the points at which $f(\cdot, c_L)$ and $f(\cdot, c_R)$ reach their maxima respectively.

Let $s^* \in (0, 1)$ be a point at which $f_s(s^*, c_L) = \frac{f(s^*, c_L)}{s^* + \bar{a}_L(c_R)}$. Now draw a line through the points $(-\bar{a}_L(c_R), 0)$ and $(s^*, f(s^*, c_L))$ which intersects the curve $f(s, c_R)$ at a point $A \geq s^*$ (see Fig. 2).

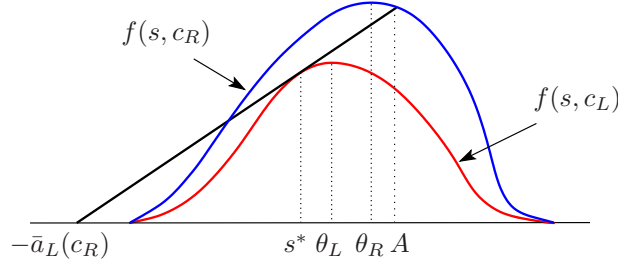


Figure 2: Two flux functions $f(s, c_L)$ and $f(s, c_R)$ with $c_L > c_R$.

Our study of Riemann problems separates into two cases $s_L < s^*$ and $s_L \geq s^*$ which themselves separate into several subcases.

- **Case 1:** $s_L < s^*$.

Draw a line passing through the points $(s_L, f(s_L, c_L))$ and $(-\bar{a}_L(c_R), 0)$. This line intersects the curve $f(s, c_R)$ at points \bar{s} and B (see Fig. 3). Now we divide this into two subcases.

- **Case 1a:** $s_R < B$

(a) Connect (s_L, c_L) to (\bar{s}, c_R) by c -wave with a speed

$$\sigma_c = \frac{f(s_L, c_L)}{s_L + \bar{a}_L(c_R)} = \frac{f(\bar{s}, c_R)}{\bar{s} + \bar{a}_L(c_R)}.$$

(b) Next connect (\bar{s}, c_R) to (s_R, c_R) by a s -wave, along the curve $f(s, c_R)$ (see Fig. 3).

For example if $s_R \geq \bar{s}$ and $f(s, c_L)$ and $f(s, c_R)$ are concave functions then the solution of the Riemann problem is given by

$$(s(x, t), c(x, t)) = \begin{cases} (s_L, c_L) & \text{if } x < \sigma_c t, \\ (\bar{s}, c_R) & \text{if } \sigma_c t < x < \sigma_s t, \\ (s_R, c_R) & \text{if } x > \sigma_s t, \end{cases} \quad (11)$$

where

$$\sigma_c = \frac{f(s_L, c_L)}{s_L + \bar{a}_L(c_R)} = \frac{f(\bar{s}, c_R)}{\bar{s} + \bar{a}_L(c_R)}, \quad \sigma_s = \frac{f(\bar{s}, c_R) - f(s_R, c_R)}{\bar{s} - s_R}.$$

Note that $0 < \sigma_c < \sigma_s$.

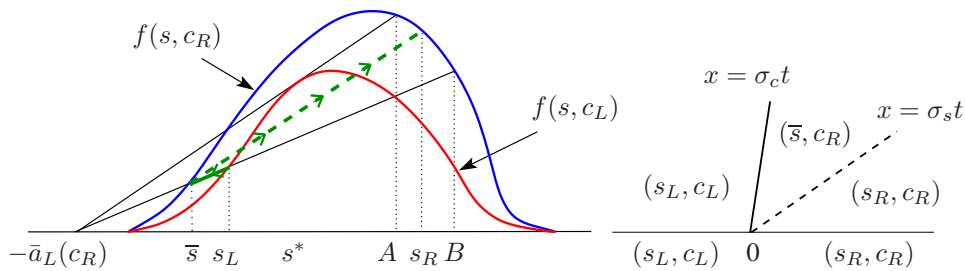


Figure 3: Solution of Riemann problem (10) with $s_L < s^*$ and $s_R < B$.

- **Case 1b:** $s_R \geq B$.

Draw a line passing through the points $(s_R, f(s_R, c_R))$ and $(-\bar{a}_L(c_R), 0)$. This line intersects the curve $f(s, c_L)$ at a point \bar{s} (see Fig. 4).

- Connect (s_L, c_L) to (\bar{s}, c_L) by a s -wave along the curve $f(s, c_L)$.
- Next connect (\bar{s}, c_L) to (s_R, c_R) by a c -wave with a speed

$$\sigma_c = \frac{f(s_R, c_R)}{s_R + \bar{a}_L(c_R)} = \frac{f(\bar{s}, c_L)}{\bar{s} + \bar{a}_L(c_R)}.$$

For example if $f(s, c_L)$ and $f(s, c_R)$ are concave functions then the solution is given by

$$(s(x, t), c(x, t)) = \begin{cases} (s_L, c_L) & \text{if } x < \sigma_s t, \\ (\bar{s}, c_L) & \text{if } \sigma_s t < x < \sigma_c t \\ (s_R, c_R) & \text{if } x > \sigma_c t \end{cases} \quad (12)$$

where

$$\sigma_c = \frac{f(s_R, c_R)}{s_R + \bar{a}_L(c_R)} = \frac{f(\bar{s}, c_L)}{\bar{s} + \bar{a}_L(c_R)}, \quad \sigma_s = \frac{f(\bar{s}, c_L) - f(s_L, c_L)}{\bar{s} - s_L}.$$

Note that $\sigma_s < \sigma_c$ and (s_L, c_L) is connected to (\bar{s}, c_L) by a s -shock wave and (\bar{s}, c_L) is connected to (s_R, c_R) by a c -shock wave.

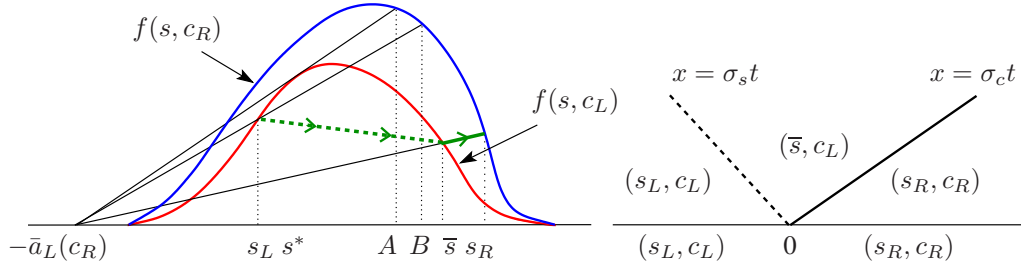


Figure 4: Solution of Riemann problem (10) with $s_L < s^*$ and $s_R \geq B$.

- **Case 2:** $s_L \geq s^*$.

- **Case 2a:** $s_R \leq A$.

- Connect (s_L, c_L) to (s^*, c_L) by a s -wave along the curve $f(s, c_L)$.
- Connect (s^*, c_L) to (\bar{s}, c_R) by a c -wave.
- Connect (\bar{s}, c_R) to (s_R, c_R) by a s -wave along the curve $f(s, c_R)$ (see Fig. 5).

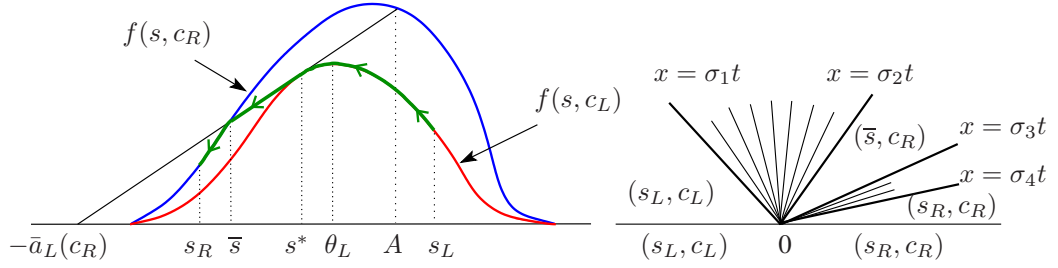
For example if $s_R \leq \bar{s}$ and $f(s, c_L)$ and $f(s, c_R)$ are concave functions, then the solution is given by

$$(s(x, t), c(x, t)) = \begin{cases} (s_L, c_L) & \text{if } x < \sigma_1 t, \\ ((f_s)^{-1}(\frac{x}{t}, c_L), c_L) & \text{if } \sigma_1 t < x < \sigma_2 t, \\ (\bar{s}, c_R) & \text{if } \sigma_2 t < x < \sigma_3 t, \\ ((f_s)^{-1}(\frac{x}{t}, c_R), c_R) & \text{if } \sigma_3 t < x < \sigma_4 t, \\ (s_R, c_R) & \text{if } x > \sigma_4 t, \end{cases}$$

where

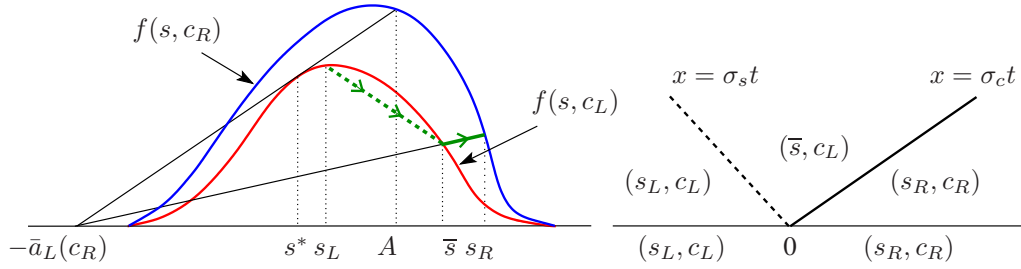
$$\sigma_1 = f_s(s_L, c_L), \quad \sigma_2 = f_s(s^*, c_L) = \frac{f(s^*, c_L)}{s^* + \bar{a}_L(c_R)}, \quad \sigma_3 = f_s(\bar{s}, c_R), \quad \sigma_4 = f_s(s_R, c_R).$$

Here (s_L, c_L) is connected to (s^*, c_L) by a s -rarefaction wave, (s^*, c_L) is connected to (\bar{s}, c_R) by a c -shock wave and (\bar{s}, c_R) is connected to (s_R, c_R) by a rarefaction wave (see Fig. 5). If $s_R > \bar{s}$ then (\bar{s}, c_R) would be connected to (s_R, c_R) by a s -shock wave.

Figure 5: Solution of Riemann problem (10) with $s_L \geq s^*$ and $s_R < A$.

- **Case 2b:** $s_R \geq A$

Draw a line passing through the points $(s_R, f(s_R, c_R))$ and $(-\bar{a}_L(c_R), 0)$. This line intersects the curve $f(s, c_L)$ at a point \bar{s} (see Fig. 6).

Figure 6: Solution of Riemann problem (10) with $s_L < s^*$ and $s_R \geq A$.

- Connect (s_L, c_L) to (\bar{s}, c_L) by a s -wave along the curve $f(s, c_L)$,
- Next connect (\bar{s}, c_L) to (s_R, c_R) by a c -wave with a speed

$$\sigma_c = \frac{f(s_R, c_R)}{s_R + \bar{a}_L(c_R)} = \frac{f(\bar{s}, c_L)}{\bar{s} + \bar{a}_L(c_R)}.$$

For example if $s_L < \bar{s}$ and $f(s, c_L)$ and $f(s, c_R)$ are concave functions, then the solution is given by

$$(s(x, t), c(x, t)) = \begin{cases} (s_L, c_L) & \text{if } x < \sigma_s t, \\ (\bar{s}, c_L) & \text{if } \sigma_s t < x < \sigma_c t, \\ (s_R, c_R) & \text{if } x > \sigma_c t, \end{cases} \quad (13)$$

where

$$\sigma_c = \frac{f(s_R, c_R)}{s_R + \bar{a}_L(c_R)} = \frac{f(\bar{s}, c_L)}{\bar{s} + \bar{a}_L(c_R)}, \quad \sigma_s = \frac{f(\bar{s}, c_L) - f(s_L, c_L)}{\bar{s} - s_L}.$$

Note that $\sigma_s < \sigma_c$ and (s_L, c_L) is connected to (\bar{s}, c_L) by a s -shock wave and (\bar{s}, c_L) is connected to (s_R, c_R) by a c -shock wave.

4 Conservative finite volume schemes for the system of polymer flooding

Let $h > 0$ and define the space grid points $x_{i+1/2} = ih$, $i \in \mathbb{Z}$ and for $\Delta t > 0$ define the time discretization points $t_n = n\Delta t$ for all non-negative integer n . Let $\lambda = \frac{\Delta t}{h}$. A numerical scheme which is in conservative

form for equation (4) is given by

$$\begin{aligned} (s_i^{n+1} - s_i^n) + \lambda(F_{i+1/2}^n - F_{i-1/2}^n) &= 0, \\ (c_i^{n+1} s_i^{n+1} + a(c_i^{n+1}) - c_i^n s_i^n - a(c_i^n)) + \lambda(G_{i+1/2}^n - G_{i-1/2}^n) &= 0 \end{aligned} \quad (14)$$

where the numerical flux $F_{i+1/2}^n$ and $G_{i+1/2}^n$ are associated with the flux functions $f(s, c)$ and $g(s, c) = cf(s, c)$, and are functions of the left and right values of the saturation s and the concentration c at $x_{i+1/2}$:

$$F_{i+1/2}^n = F(s_i^n, c_i^n, s_{i+1}^n, c_{i+1}^n), \quad G_{i+1/2}^n = G(s_i^n, c_i^n, s_{i+1}^n, c_{i+1}^n).$$

The choice of the functions F and G determines the numerical scheme. To recover c_i^{n+1} from the second equation of (14) one has to use an iterative method, like Newton-Raphson. We first present the new flux that we call DFLU, which is constructed as presented in the introduction. We compare it with the exact Riemann solver and show L^∞ estimates for the associate scheme. Then we recall three other schemes to which to compare: the upstream mobility flux and two centered schemes, Lax-Friedrichs's and FORCE.

4.1 The DFLU numerical flux

The DFLU flux is an extension of the Godunov scheme that we proposed and analyze in [4] for scalar conservations laws with a flux function discontinuous in space. As the second eigenvalue λ^c of the system is always non-negative we define

$$G_{i+1/2}^n = c_i^n F_{i+1/2}^n. \quad (15)$$

Now the choice of the numerical scheme depends on the choice of $F_{i+1/2}^n$. To do so we treat $c(x, t)$ in $f(s, c)$ as a known function which may be discontinuous at the space discretization points. Therefore on the border of each rectangle $(x_{i-1/2}, x_{i+1/2}) \times (t_n, t_{n+1})$, we consider the conservation law:

$$s_t + f(s, c_i^n)_x = 0 \quad (16)$$

with initial condition $s(x, 0) = s_i^0$ for $x_{i-1/2} < x < x_{i+1/2}$ (see Fig.7).

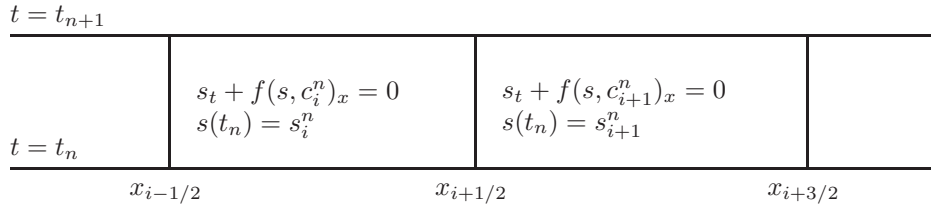


Figure 7: The flux functions $f(\cdot, c)$ is discontinuous in c at the discretization points.

Extending the idea of [4], we define the DFLU flux as

$$\begin{aligned} F_{i+1/2}^n &= F^{DFLU}(s_i^n, c_i^n, s_{i+1}^n, c_{i+1}^n) \\ &= \min\{f(\min\{s_i^n, \theta_i^n\}, c_i^n), f(\max\{s_{i+1}^n, \theta_{i+1}^n\}, c_{i+1}^n)\}, \end{aligned} \quad (17)$$

where $\theta_i^n = \operatorname{argmax} f(\cdot, c_i^n)$.

Remarks:

- 1) Suppose $c_i^n = c_0$, a constant for all i , then it is easy to see that $c_i^{n+1} = c_0$ for all i .
- 2) Suppose $s \rightarrow f(s, c)$ is an increasing function (case without gravity) then $\theta_i^n = 1$ for all i and from (17) we have $F_{i+1/2}^n = f(s_i^n, c_i^n)$ and the finite difference scheme (14) becomes

$$\begin{aligned} s_i^{n+1} &= s_i^n - \lambda(f(s_i^n, c_i^n) - f(s_{i-1}^n, c_{i-1}^n)) \\ c_i^{n+1} s_i^{n+1} + a(c_i^{n+1}) &= c_i^n s_i^n + a(c_i^n) - \lambda(c_i^n f(s_i^n, c_i^n) - c_{i-1}^n f(s_{i-1}^n, c_{i-1}^n)) \end{aligned} \quad (18)$$

which is nothing but the standard upwind scheme.

4.2 Comparison of the DFLU flux with the flux given by an exact Riemann solver

Now we would like to compare the exact Godunov flux $F_{i+1/2}^G$ with our DFLU flux $F_{i+1/2}^{DFLU}$ defined by (17). For sake of brevity we considered only the case $c_i^n \geq c_{i+1}^n$. The opposite case can be considered similarly. We discuss the cases considered in section 3.

Case 1a: $s_i < s^*$, $s_{i+1} < B$. See Fig. 3. In this case $F_{i+1/2}^G = f(s_i, c_i) = F_{i+1/2}^{DFLU}$.

Case 1b: $s_i < s^*$, $s_{i+1} \geq B$. See Fig. 4.

Then $F_{i+1/2}^G = \begin{cases} f(\bar{s}, c_i) & \text{if } \sigma_s < 0 \\ f(s_i, c_i) & \text{if } \sigma_s \geq 0 \end{cases}$ where $\sigma_s = \frac{f(\bar{s}, c_i) - f(s_i, c_i)}{\bar{s} - s_i}$. On the other hand the DFLU flux gives $F_{i+1/2}^{DFLU} = \min\{f(s_i, c_i), f(\max\{s_{i+1}, \theta_{i+1}\}, c_{i+1})\}$. Therefore in this case the Godunov flux may not be same as the DFLU flux.

Case 2a: $s_i \geq s^*$, $s_{i+1} \leq A$. See Fig.5. Then

$$F_{i+1/2}^G = \begin{cases} f(\theta_i, c_i) & \text{if } s_i > \theta_i \\ f(s_i, c_i) & \text{if } s_i \leq \theta_i \end{cases} = f(\min\{s_i, \theta_i\}, c_i) = F_{i+1/2}^{DFLU}.$$

Case 2b: $s_i \geq s^*$, $s_{i+1} > A$. See Fig.6.

Then $F_{i+1/2}^G = \begin{cases} f(\bar{s}, c_i) & \text{if } \sigma_s < 0 \\ f(s_i, c_i) & \text{if } \sigma_s \geq 0 \end{cases}$ where $\sigma_s = \frac{f(\bar{s}, c_i) - f(s_i, c_i)}{\bar{s} - s_i}$.

The DFLU flux is $F_{i+1/2}^{DFLU} = \min\{f(\min\{s_i, \theta_i\}, c_i), f(\max\{s_{i+1}, \theta_{i+1}\}, c_{i+1})\}$. In this case these two fluxes are not equal, for example when $\sigma_s < 0$.

One can actually observe that the Godunov flux can actually be calculated with the following compact formula:

Case 1: $s_i < s_i^*$.

$$F_{i+1/2}^G = \begin{cases} f(s_i, c_i) & \text{if } f_s(s_{i+1}, c_{i+1}) \geq 0 \text{ or } \frac{f(s_{i+1}, c_{i+1})}{s_{i+1} + \bar{a}_L(c_{i+1})} \geq \frac{f(s_i, c_i)}{s_i + \bar{a}_L(c_{i+1})}, \\ \min(f(s_i, c_i), f(\bar{s}_i, c_i)) & \text{otherwise,} \end{cases}$$

where \bar{s}_i is given by $\frac{f(s_{i+1}, c_{i+1})}{s_{i+1} + \bar{a}_L(c_{i+1})} = \frac{f(\bar{s}_i, c_i)}{\bar{s}_i + \bar{a}_L(c_{i+1})}$.

Case 2: $s_i \geq s_i^*$.

$$F_{i+1/2}^G = \begin{cases} f(\min(s_i, \theta_i), c_i) & \text{if } f_s(s_{i+1}, c_{i+1}) \geq 0 \text{ or } \frac{f(s_{i+1}, c_{i+1})}{s_{i+1} + \bar{a}_L(c_{i+1})} \geq \frac{f(s_i^*, c_i)}{s_i^* + \bar{a}_L(c_{i+1})}, \\ \min(f(s_i, c_i), f(\bar{s}_i, c_i)) & \text{otherwise,} \end{cases}$$

where \bar{s}_i is given by $\frac{f(s_{i+1}, c_{i+1})}{s_{i+1} + \bar{a}_L(c_{i+1})} = \frac{f(\bar{s}_i, c_i)}{\bar{s}_i + \bar{a}_L(c_{i+1})}$.

4.3 L^∞ , TV bounds and convergence analysis for the DFLU scheme

We show first L^∞ bounds, and TVD bounds will follow immediately. Let $M = \sup_{s,c} \{|f_s(s, c)|, \frac{f(s, c)}{s + a'(c)}\}$.

Lemma 4.1 *Let s_0 and $c_0 \in L^\infty(\mathbb{R}, [0, 1])$ be the initial data and let $\{s_i^n\}$ and $\{c_i^n\}$ be the corresponding solution calculated by the finite volume scheme (14) using the DFLU flux (15), (17). When $\lambda M \leq 1$ then*

$$\begin{aligned} 0 &\leq s_i^n \leq 1 \text{ for all } i, n, \\ \|c^n\|_\infty &\leq \|c^{n-1}\|_\infty \text{ where } \|c^n\|_\infty = \sup_i |c_i^n|. \end{aligned} \quad (19)$$

Proof: Since $0 \leq s_0 \leq 1$ and hence for all i , $0 \leq s_i^0 \leq 1$. By induction, assume that (19) holds for all n . Let

$$\begin{aligned} s_i^{n+1} &= s_i^n - \lambda(F_{i+1/2}^n - F_{i-1/2}^n) \\ &= H(s_{i-1}^n, s_i^n, s_{i+1}^n, c_{i-1}^n, c_i^n, c_{i+1}^n) \end{aligned}$$

By (17), it is easy to check that if $\lambda M \leq 1$, then $H = H(s_1, s_2, s_3, c_1, c_2, c_3)$ is an increasing function in s_1, s_2, s_3 and by the hypothesis on f , $H(0, 0, 0, c_1, c_2, c_3) = 0, H(1, 1, 1, c_1, c_2, c_3) = 1$. Therefore

$$\begin{aligned} 0 &= H(0, 0, 0, c_{i-1}^n, c_i^n, c_{i+1}^n) \\ &\leq H(s_{i-1}^n, s_i^n, s_{i+1}^n, c_{i-1}^n, c_i^n, c_{i+1}^n) = s_i^{n+1} \\ &\leq H(1, 1, 1, c_{i-1}^n, c_i^n, c_{i+1}^n) = 1. \end{aligned}$$

This proves $0 \leq s_i^{n+1} \leq 1$.

To prove bounds for c , consider

$$(c_i^{n+1} s_i^{n+1} + a(c_i^{n+1}) - c_i^n s_i^n - a(c_i^n)) + \lambda(G_{i+1/2}^n - G_{i-1/2}^n) = 0.$$

Add and subtract the term $c_i^n s_i^{n+1}$ to the above equation, then we have

$$c_i^{n+1}(s_i^{n+1} + a'(\xi_i^{n+1/2})) - c_i^n(s_i^{n+1} + a'(\xi_i^{n+1/2})) + c_i^n(s_i^{n+1} - s_i^n) + \lambda(G_{i+1/2}^n - G_{i-1/2}^n) = 0.$$

where $a(c_i^{n+1}) - a(c_i^n) = a'(\xi_i^{n+1/2})(c_i^{n+1} - c_i^n)$ for some $\xi_i^{n+1/2}$ between c_i^{n+1} and c_i^n . Then substituting for $(s_i^{n+1} - s_i^n)$ from the first equation of (14), since $c_i^n F_{i+1/2}^n = G_{i+1/2}^n$, we have

$$c_i^{n+1}(s_i^{n+1} + a'(\xi_i^{n+1/2})) - c_i^n(s_i^{n+1} + a'(\xi_i^{n+1/2})) + \lambda F_{i-1/2}^n (c_i^n - c_{i-1}^n) = 0$$

. This is equivalent to

$$c_i^{n+1} = c_i^n - \lambda \frac{F_{i-1/2}^n}{(s_i^{n+1} + a'(\xi_i^{n+1/2}))} (c_i^n - c_{i-1}^n) \quad (20)$$

which is the scheme written in the non-conservative form. Let $b_i^n = \lambda \frac{F_{i-1/2}^n}{(s_i^{n+1} + a'(\xi_i^{n+1/2}))}$ then

$$c_i^{n+1} = (1 - b_i^n) c_i^n + b_i^n c_{i-1}^n \leq \max\{c_i^n, c_{i-1}^n\} \text{ if } b_i^n \leq 1.$$

This proves the second inequality. ■

Since c_i^{n+1} is a convex combination of c_i^n and c_{i-1}^n if $\lambda M \leq 1$, then we obtain the following total variation diminishing property for c_i^n :

Lemma 4.2 *Let $\{c_i^n\}$ be the solution calculated by the finite volume scheme (14), (15), (17). When $\lambda M \leq 1$ then*

$$\sum_i |c_i^{n+1} - c_{i-1}^{n+1}| \leq \sum_i |c_i^n - c_{i-1}^n| \text{ for all } n.$$

Also we have from (20) for $\lambda M \leq 1$,

$$\sum_i |c_i^{n+1} - c_i^n| \leq \sum_i |c_i^n - c_{i-1}^n| \text{ for all } n. \quad (21)$$

Note that the saturation s need not be of total variation bounded because of $f = f(s, c)$ and $c = c(x, t)$ is discontinuous (see [1]). The singular mapping technique as in [4] to prove the convergence of $\{s_i^n\}$ looks very difficult to apply. However by using the method of compensated compactness, Karlsen, Mishra and Risebro [19] showed the convergence of an approximated solution in the case of a triangular system. Now we use their results to prove the convergence of $\{s_i^n\}$. Their method of proof of compensated compactness shows that actually they have proved the following.

Assume that the flux $f(v, \alpha)$ and the function $k(x, t)$ satisfies the following hypothesis:

1. $f(0, \alpha) = f(1, \alpha) = 0$ for all α in I .
2. $f_{vv}(v, \alpha) \neq 0$ for all α in I and a.e v in I
3. There exists $M > 0$ and a discretization $\{k_i^n\}$ of $k(x, t)$ exist such that for a subsequence h

- (a) $\{k_i^n\} \rightarrow k$ in L^1_{loc} as $h \rightarrow 0$,
- (b) $\sum_i |k_i^{n+1} - k_{i-1}^{n+1}| \leq M$ for all n ,
- (c) $\sum_i |k_i^{n+1} - k_i^n| \leq M$ for all n .

Next we describe the discretisation $\{v_i^n\}$ of v corresponding to $\{k_i^n\}$ as follows:

Let $v_\Delta^n(x, t)$ be a function defined on the strip $\mathbb{R} \times (n\Delta t, (n+1)\Delta t)$ such that

$$\begin{cases} (v_\Delta^n)_t + f(v_\Delta^n, k_i^n)_x = 0, & (x, t) \in (x_{i-\frac{1}{2}}, x_{i+\frac{1}{2}}) \times (n\Delta t, (n+1)\Delta t), \\ v_\Delta^n(x, n\Delta t) = v_i^n & \text{if } x \in (x_{i-\frac{1}{2}}, x_{i+\frac{1}{2}}), \end{cases} \quad (22)$$

$$f(v_\Delta^n(x_{i+\frac{1}{2}}^-, t)) = f(v_\Delta^n(x_{i+\frac{1}{2}}^+, t)) \text{ for } t \in (n\Delta t, (n+1)\Delta t)$$

and

$$v_i^{n+1} = \frac{1}{h} \int_{x_{i-\frac{1}{2}}}^{x_{i+\frac{1}{2}}} v_\Delta^n(\xi, (n+1)\Delta t) d\xi.$$

Then we have the following result from [19](see section 5.2).

Lemma 4.3 *Assume that v_Δ^n satisfies*

1. $0 \leq \sup_i |v_i^n| \leq 1$.
2. v_Δ^n satisfies "minimal jump condition" at each interface $x_{i+\frac{1}{2}}$.

Then there exists subsequences of $\{k_i^n\}$ and $\{v_i^n\}$ converges respectively to k and v a.e and these limits are the solution of

$$\begin{cases} v_t + f(v, k)_x = 0 \\ v(x, 0) = v_0(x) \end{cases} \quad (23)$$

Proof of convergence of $\{s_i^n\}$: Assume further that c_0 and f satisfies the following.

- (i) $c(x, 0) = c_0(x)$ is of bounded variation.
- (ii) $c \rightarrow f(s, c)$ is a non-increasing function.
- (iii) $f_{ss}(s, c) \neq 0$ for all c and a.e s .

Let $\{c_i^n\}$ be as in Lemma 4.2 and s_i^n be the corresponding solution obtained from DFLU flux (17). Then it follows from the above hypothesis (ii), s_i^n satisfies the "minimal jump condition" across the interface. Hence by taking

$$c_i^n = k_i^n \text{ and } s_i^n = v_i^n,$$

it follows from (21) and Lemmas 4.2,4.3, there exists subsequences of c_i^n and s_i^n converges respectively to c and s . Further s satisfies

$$s_t + f(s, c)_x = 0$$

Remark: As equation (20) for c is in non-conservative form, though the sequence $\{c_i^n\}$ is L^∞ stable and TVD, it is difficult to prove the convergence $\{s_i^n c_i^n\}$ to a weak solution of $(sc + a(c))_t + (cf(s, c))_x = 0$ unless, like in [38, 39], the concentration c is Lipschitz continuous or like in [37] fluxes are in the special form. In the presence of viscosity, the convergence of the Lax-Friedrichs scheme for the polymer flooding model was proved in [36].

4.4 The upstream mobility flux

Petroleum engineers have designed, from physical considerations, another numerical flux called the upstream mobility flux. It is an ad-hoc flux for two-phase flow in porous media which corresponds to an approximate solution to the Riemann problem. For this flux $G_{i+1/2}^n$ is given again by (15) and $F_{i+\frac{1}{2}}^n$ is given by

$$F_{i+\frac{1}{2}}^n = F^{UM}(s_i^n, c_i^n, s_{i+1}^n, c_{i+1}^n) = \frac{\lambda_1^*}{\lambda_1^* + \lambda_2^*} [\varphi + (g_1 - g_2)\lambda_2^*],$$

$$\lambda_\ell^* = \begin{cases} \lambda_\ell(s_i^n, c_i^n) & \text{if } \varphi + (g_\ell - g_i)\lambda_i^* > 0, \quad i = 1, 2, i \neq \ell, \\ \lambda_\ell(s_{i+1}^n, c_{i+1}^n) & \text{if } \varphi + (g_\ell - g_i)\lambda_i^* \leq 0, \quad i = 1, 2, i \neq \ell, \end{cases} \quad \ell = 1, 2.$$

4.5 The Lax-Friedrichs flux

In this case fluxes are given by

$$F_{i+1/2}^n = \frac{1}{2} [f(s_{i+1}^n, c_{i+1}^n) + f(s_i^n, c_i^n) - \frac{(s_{i+1}^n - s_i^n)}{\lambda}]$$

$$G_{i+1/2}^n = \frac{1}{2} [c_{i+1}^n f(s_{i+1}^n, c_{i+1}^n) + c_i^n f(s_i^n, c_i^n) - \frac{(c_{i+1}^n s_{i+1}^n + a(c_{i+1}^n) - c_i^n s_i^n - a(c_i^n))}{\lambda}]$$

4.6 The FORCE flux

This flux [32, 6], introduced by E. F. Toro, is an average of the Lax-Friedrichs and Lax-Wendroff flux. It is defined by

$$F_{i+1/2}^n = \frac{1}{4} [f(s_{i+1}^n, c_{i+1}^n) + f(s_i^n, c_i^n) + 2f(s_i^{n+1/2}, c_i^{n+1/2}) - \frac{(s_{i+1}^n - s_i^n)}{\lambda}]$$

$$G_{i+1/2}^n = \frac{1}{4} [c_{i+1}^n f(s_{i+1}^n, c_{i+1}^n) + c_i^n f(s_i^n, c_i^n) + 2c_i^{n+1/2} f(s_i^{n+1/2}, c_i^{n+1/2}) - \frac{(c_{i+1}^n s_{i+1}^n + a(c_{i+1}^n) - c_i^n s_i^n - a(c_i^n))}{\lambda}]$$

where

$$s_i^{n+1/2} = \frac{(s_{i+1}^n + s_i^n)}{2} - \frac{\lambda}{2} (f(s_{i+1}^n, c_{i+1}^n) - f(s_i^n, c_i^n))$$

and

$$s_i^{n+1/2} c_i^{n+1/2} + a(c_i^{n+1/2}) = \frac{(s_{i+1}^n c_{i+1}^n + s_i^n c_i^n)}{2} + \frac{(a(c_{i+1}^n) + a(c_i^n))}{2} - \frac{\lambda}{2} (c_{i+1}^n f(s_{i+1}^n, c_{i+1}^n) - c_i^n f(s_i^n, c_i^n)).$$

5 Numerical experiments

To evaluate the performance of the DFLU scheme we first compare its results to an exact solution and evaluate convergence rates, and then compare it with other standard numerical schemes already mentioned in the previous section, that are the Godunov, upstream mobility, Lax-Friedrichs and FORCE schemes.

5.1 Comparison with an exact solution

In this section we compare the calculated and exact solutions of two Riemann problems. We consider the following functions

$$f(s, c) = s(4 - s)/(1 + c), \quad a(c) = c. \quad (24)$$

Note that $f(0, c) = f(4, c) = 0$ for all c and the interval for s is $[0, 4]$ instead of $[0, 1]$. This choice of f , which does not correspond to any physical reality, was done in order to try to have a large difference between the Godunov and the DFLU flux (see second experiment below).

In a first experiment the initial condition is

$$s(x, 0) = \begin{cases} 2.5 & \text{if } x < .5, \\ 1 & \text{if } x > .5 \end{cases}, \quad c(x, 0) = \begin{cases} .5 & \text{if } x < .5, \\ 0 & \text{if } x > .5. \end{cases} \quad (25)$$

These f and initial data correspond to the case 2a in sections 3 and 4.2 where the DFLU flux coincides with the Godunov flux: $F^{DFLU}(s_L, s_R, c_L, c_R) = F^G(s_L, s_R, c_L, c_R)$ with $s^* = 1.236$, $A = 2.587$, $\bar{s} = .394$. The exact solution of the Riemann problem at a time t is given by

$$s(x, t) = \begin{cases} 2.5 & \text{if } x < .5 + \sigma_1 t \\ \frac{1}{2}(4 - 1.5(\frac{x-.5}{t})) & \text{if } .5 + \sigma_1 t < x < .5 + \sigma_c t \\ \frac{\bar{s}}{.394} & \text{if } .5 + \sigma_c t < x < .5 + \sigma_2 t \\ 1. & \text{if } x > \sigma_2 t + .5 \end{cases}, \quad c(x, t) = \begin{cases} .5 & \text{if } x < .5 + \sigma_c t, \\ 0. & \text{if } x > .5 + \sigma_c t. \end{cases} \quad (26)$$

where $\sigma_1 = f_s(s_L, c_L) = -2/3$, $\sigma_c = f_s(s^*, c_L) = \frac{f(s^*, c_L)}{s^* + \bar{a}_L(c_R)} = \frac{f(\bar{s}, c_R)}{\bar{s} + \bar{a}_L(c_R)} = 1.018$ and $\sigma_2 = \frac{f(\bar{s}, c_R) - f(s_R, c_R)}{\bar{s} - s_R} = 2.606$.

Figs. 8 and 9 verify that the DFLU and Godunov schemes give coinciding results. As expected both schemes are diffusive at c -shocks as well as at s -shocks but as the mesh size goes to zero calculated solutions are getting closer to the exact solution (see Fig.9). Table 1 shows L_1 errors for s and c and the convergence rate α . Calculations are done with $\lambda = \frac{1}{4}(M = 4)$, that is the largest time step allowed by the CFL condition.

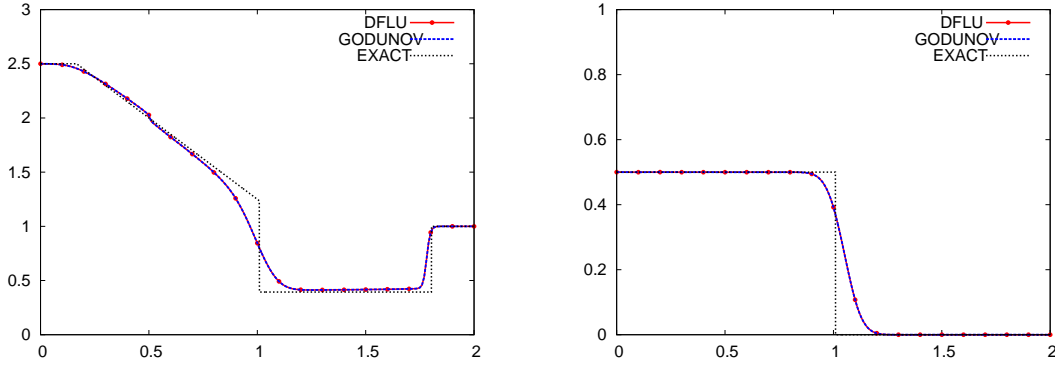


Figure 8: Comparison with exact solution of Riemann problem (24), (25): s (left) and c (right) at $t = .5$ for $h = 1/100$, $\lambda = 1/4$.

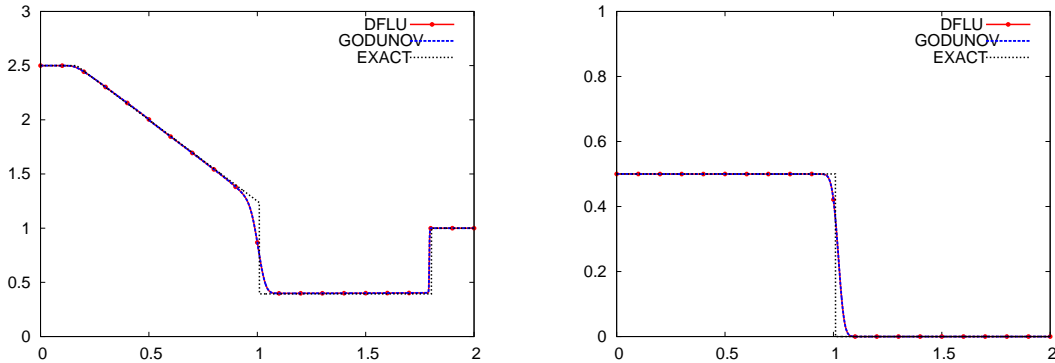


Figure 9: Comparison with exact solution of Riemann problem (24), (25): s (left) and c (right) at $t = .5$ for $h = 1/800$, $\lambda = 1/4$.

h	Godunov, $\ s - s_h\ _{L^1}$	α	DFLU, $\ s - s_h\ _{L^1}$	α
1/50	.2373		.2372	
1/100	0.15134	0.6489	0.1506	0.655
1/200	9.6868×10^{-2}	0.6437	9.6868×10^{-2}	0.6366
1/400	6.4228×10^{-2}	0.5928	6.4228×10^{-2}	0.5928
1/800	4.2198×10^{-2}	0.606	4.2197×10^{-2}	0.606

h	Godunov, $\ c - c_h\ _{L^1}$	α	DFLU, $\ c - c_h\ _{L^1}$	α
1/50	6.3796×10^{-2}		6.3796×10^{-2}	
1/100	4.1630×10^{-2}	0.6158	4.1630×10^{-2}	0.6158
1/200	2.6669×10^{-2}	0.6424	2.6669×10^{-2}	0.6424
1/400	1.7398×10^{-2}	0.6162	1.7398×10^{-2}	0.6162
1/800	1.1522×10^{-2}	0.5945	1.1522×10^{-2}	0.5945

Table 1: Riemann problem (24), (25): L^1 -errors between exact and calculated solutions at $t = .5$

Now we want to have an experiment where the DFLU flux differs from the Godunov flux. Therefore we now consider the Riemann problem with initial data

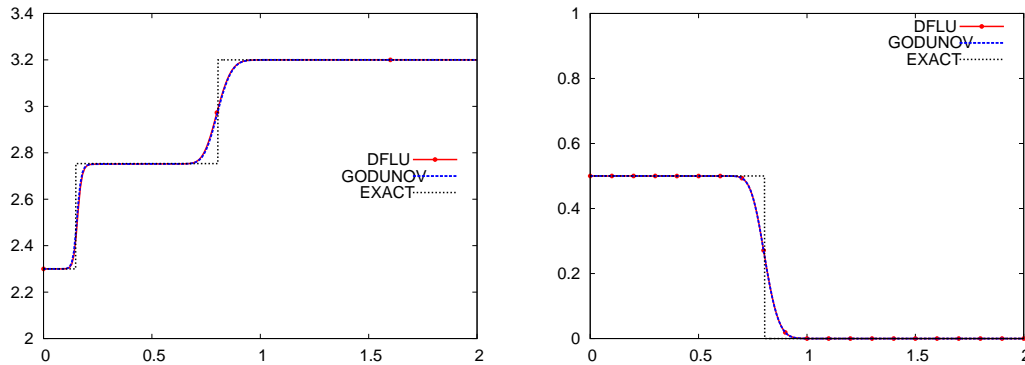
$$s(x, 0) = \begin{cases} 2.3 & \text{if } x < .5, \\ 3.2 & \text{if } x > .5, \end{cases}, \quad c(x, 0) = \begin{cases} .5 & \text{if } x < .5, \\ 0 & \text{if } x > .5. \end{cases} \quad (27)$$

This initial data corresponds to case 2b of sections 3 and 4.2 with $c_R = 0$, $s^* = 1.236$. In this case, the exact solution of the Riemann problem at a time t is given by

$$s(x, t) = \begin{cases} s_L = 2.3 & \text{if } x < .5 + \sigma_s t \\ \bar{s} = 2.7536 & \text{if } .5 + \sigma_s t < x < .5 + \sigma_c t, \\ s_R = 3.2 & \text{if } x > \sigma_c t + .5 \end{cases}, \quad c(x, t) = \begin{cases} .5 & \text{if } x < .5 + \sigma_c t, \\ 0 & \text{if } x > .5 + \sigma_c t, \end{cases}$$

where $\sigma_s = \frac{f(s_L, c_L) - f(\bar{s}, c_L)}{s_L - \bar{s}} = -.702$, and $\sigma_c = \frac{f(s_R, c_R)}{s_R + \bar{a}_L(c_R)} = 0.609$.

Figs. 10 and 11 show the comparison of the results obtained with the DFLU and Godunov fluxes with the exact solution. The solution obtained with the DFLU and Godunov flux are very close even if they do not coincide actually. Table 2 shows L_1 errors for s and c and the convergence rate α . Calculations are done with $\lambda = \frac{1}{4}$ ($M = 4$), that is the largest time step allowed by the CFL condition.

Figure 10: Comparison with exact solution of Riemann problem (24), (27): s (left) and c (right) at $t = .5$ for $h = 1/100$, $\lambda = 1/4$.

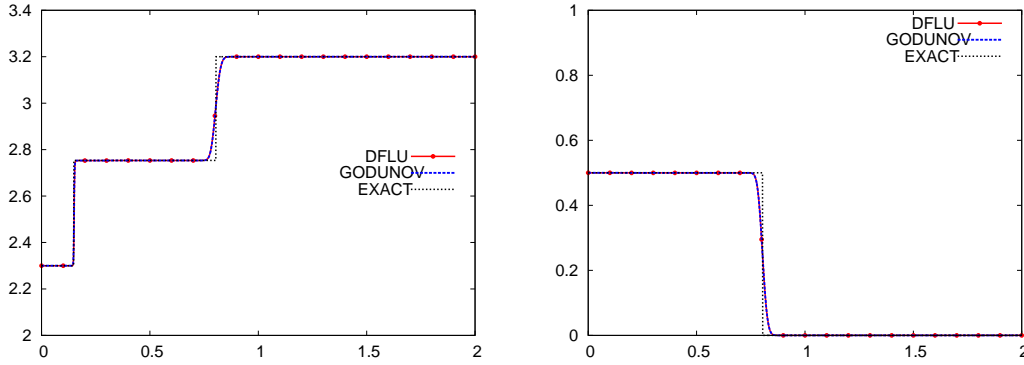


Figure 11: Comparison with exact solution of Riemann problem (24), (27): s (left) and c (right) at $t = .5$ for $h = 1/800$, $\lambda = 1/4$.

h	Godunov, $\ s - s_h\ _{L^1}$	α	DFLU, $\ s - s_h\ _{L^1}$	α
1/50	0.10246		0.10373	
1/100	5.7861×10^{-2}	0.8243	5.8731×10^{-2}	0.8206
1/200	3.2849×10^{-2}	0.81674	3.3259×10^{-2}	0.8203
1/400	1.9152×10^{-2}	0.7785	1.9353×10^{-2}	0.7811
1/800	1.1489×10^{-2}	0.7370	1.1571×10^{-2}	0.7420

h	Godunov, $\ c - c_h\ _{L^1}$	α	DFLU, $\ c - c_h\ _{L^1}$	α
1/50	4.8407×10^{-2}		4.8486×10^{-2}	
1/100	3.0161×10^{-2}	0.6825	3.0201×10^{-2}	0.6829
1/200	1.9307×10^{-2}	0.6435	1.9328×10^{-2}	0.6439
1/400	1.2618×10^{-2}	0.6136	1.2628×10^{-2}	0.6140
1/800	8.4125×10^{-3}	0.5848	8.4173×10^{-3}	0.5851

Table 2: Riemann problem (24), (27): L^1 -errors between exact and calculated solutions: at $t = .5$.

5.2 Comparison of the DFLU, upstream mobility, FORCE and Lax-Friedrichs fluxes

In the previous section, we have seen that Godunov and DFLU fluxes give schemes with very close performances. In this section we compare the DFLU flux with the other fluxes that we mentioned in section 4 which are the upstream mobility, FORCE and Lax-Friedrichs fluxes. We take now

$$\begin{aligned}
 f(s, c) &= \varphi_1 = \frac{\lambda_1(s, c)}{\lambda_1(s, c) + \lambda_2(s, c)} [\varphi + (g_1 - g_2)\lambda_2(s, c)], \\
 \lambda_1(s, c) &= \frac{s^2}{.5 + c}, \lambda_2(s, c) = (1 - s)^2, \quad g_1 = 2, g_2 = 1, \varphi = 0, \\
 a(c) &= .25c.
 \end{aligned} \tag{28}$$

In all following experiments the discretization is such that $\Delta t = 1/125$ and $h = 1/100$.

Remark: Even for a total Darcy velocity $\varphi \neq 0$, the DFLU scheme works. For the DFLU scheme to work, what one needs is $f(0, c) = c_1$ for all $c \in I$ and $f(1, c) = c_2$ for all $c \in I$, for some constants c_1 and c_2 .

We first consider a pure initial value problem. Initial condition (see top of Fig. 13) is given by

$$s(x, 0) = \begin{cases} .9 & \text{if } x < .5, \\ .1 & \text{if } x > .5 \end{cases}, \quad c(x, 0) = \begin{cases} .9 & \text{if } x < .5, \\ .3 & \text{if } x > .5 \end{cases}. \tag{29}$$

With this initial condition we have $F^{DFLU}(s_L, s_R, c_L, c_R) = F^G(s_L, s_R, c_R, c_L)$ with $s_L = .9, s_R = .1, c_L = 1.$ and $c_R = .3$. Boundary data are such that

$$s(0, t) = .9, s(2, t) = .1, c(0, t) = .9, c(2, t) = .3 \quad \forall t \geq 0. \quad (30)$$

In Fig.12, a two dimensional plot in space and time for saturation and concentration is presented for the DFLU flux and in Fig. 13 comparison of the DFLU with other fluxes are given at time levels $t = 1$ and $t = 1.5$. They show that, as expected, the DFLU flux, which is the closest to a Godunov scheme, performs better than the other schemes. The upstream mobility flux, which is an upwind scheme, performs better than the two central difference schemes, the FORCE and Lax-Friedrichs schemes. Here, in Fig.15 and in Fig.16 reference(exact) solution is calculated from DFLU with finer meshes for the comparison of various schemes

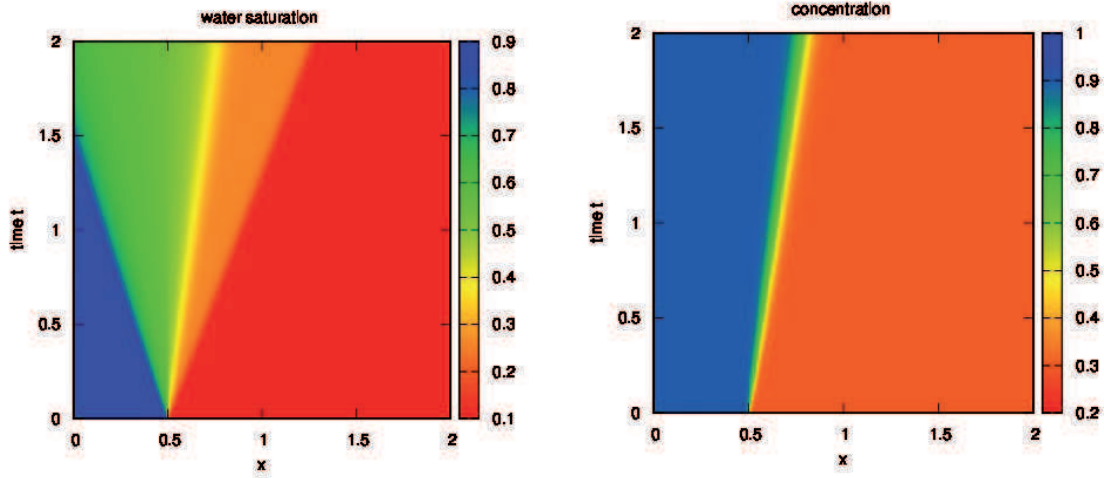


Figure 12: s (left) and c (right) 2D plot for data (28), (29)and (30).

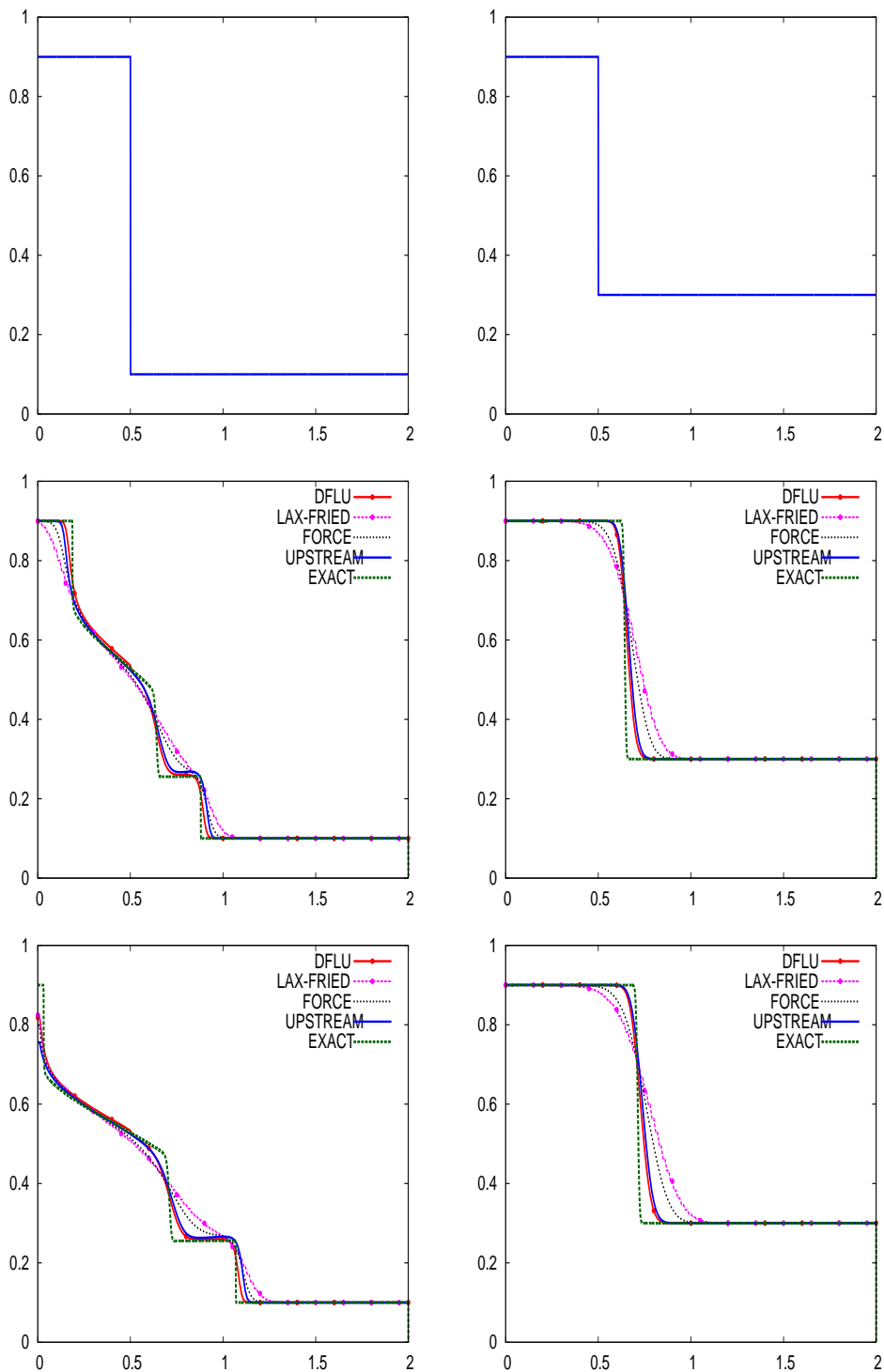


Figure 13: s (left) and c (right) calculated at $t=0.$, $t=1.$ and $t=1.5$ for data (28), (29) and (30).

To confirm these first observations we consider now a boundary value problem. We just changed the boundary functions, so instead of boundary conditions (29) we consider now a problem with closed boundaries, that is fluxes are zero at the boundary:

$$f \equiv 0 \text{ at } x = 0 \text{ and } x = 2 \text{ for all } t \geq 0. \quad (31)$$

They show that, as expected, the DFLU scheme, which is the closest to a Godunov scheme, performs better than the upstream mobility, the FORCE or the Lax-Friedrichs schemes.

The purpose of the last experiment whose results are shown in Fig. 16 is to show the effect of polymer flooding. In this experiment we remove polymer flooding and take $c \equiv 0$ at all time. By comparing with the solution shown in Fig. 15 bottom left we observe that as expected the saturation front is moving faster since there is no retardation due to the increase of viscosity of the wetting fluid caused by the polymer injection. We also observe that the structure of the solution is less complex. In the absence of concentration FORCE scheme is closer to Upstream Mobility in that it has less diffusion, compare figures Fig.16 and Fig.15. In the presence of concentration, it is diffusive particularly more at the points where the concentration c is discontinuous.

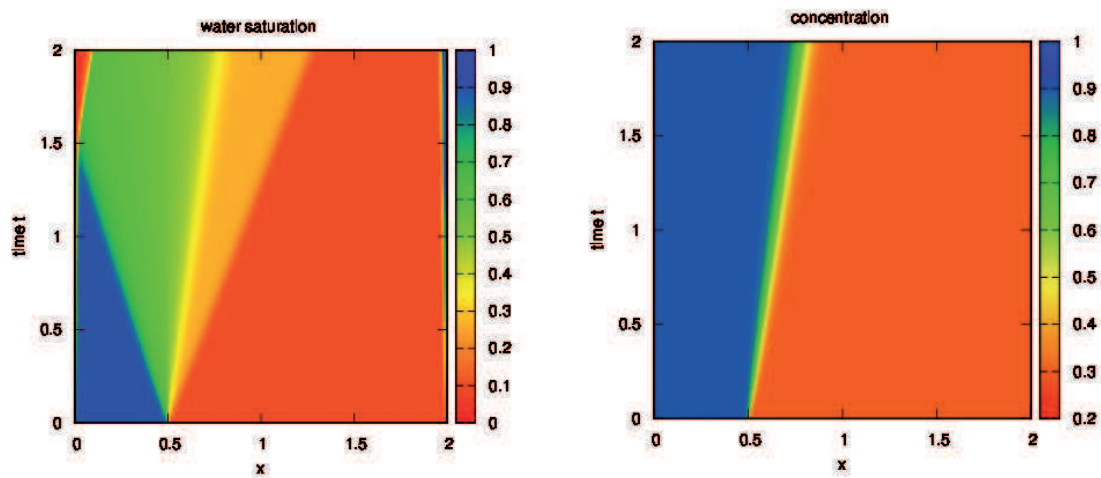


Figure 14: s (left) and c (right) 2D plot for data (28), (29) and (31).

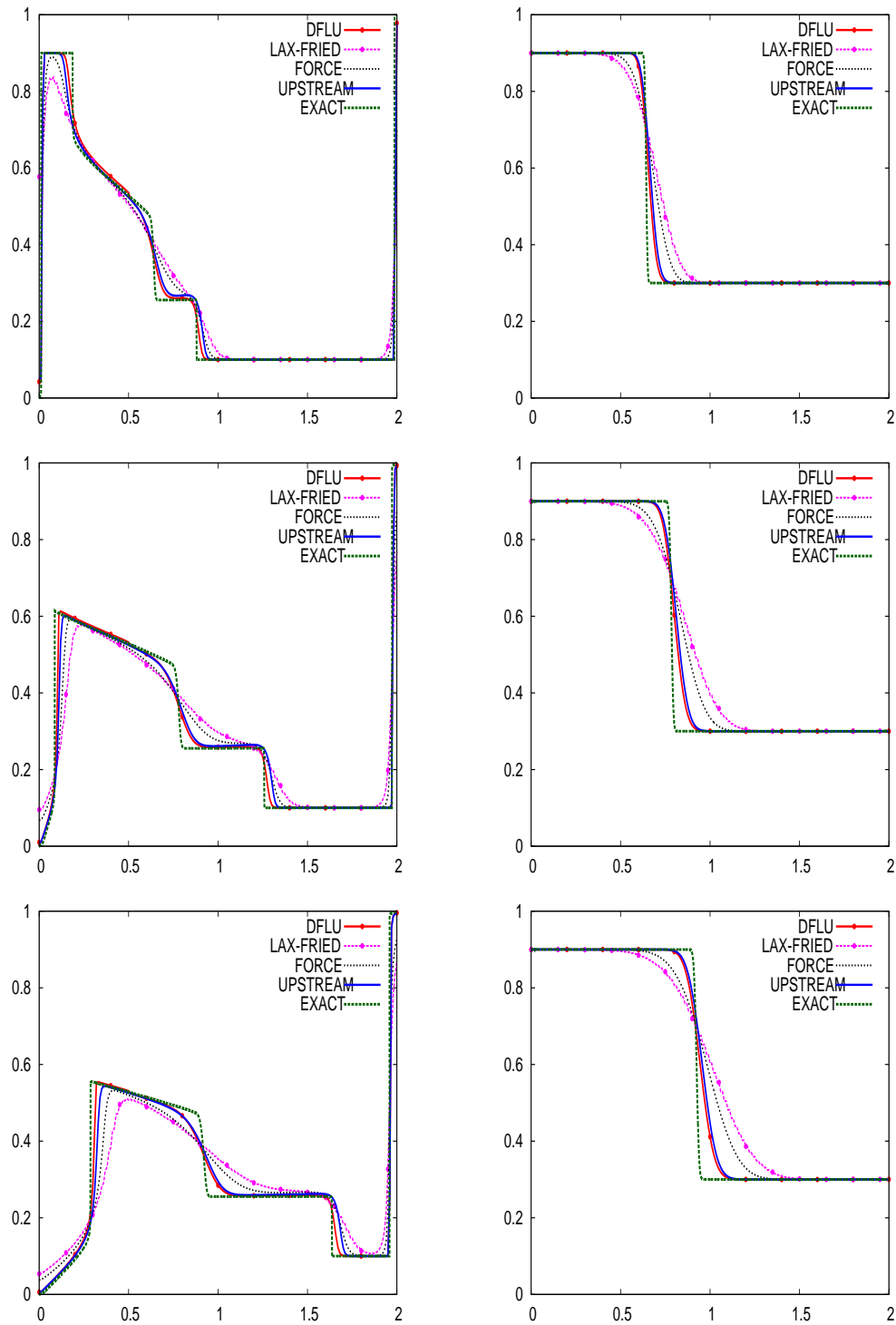


Figure 15: s (left) and c (right) calculated at $t=1$., $t=2$. and $t=3$. for data (28), (29) and (31).

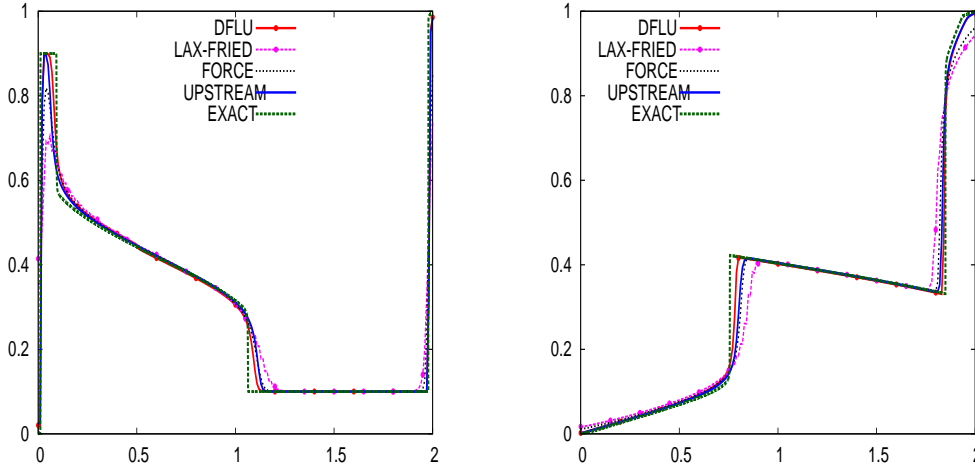


Figure 16: s calculated at $t=1$. and $t=3$. for same data as in Fig. 15 but without polymer injection.

6 Polymer flood model with flux function discontinuous in the space variable

In this section, we extend the previous results to the case where the polymer flooding model has a flux function discontinuous in the space variable:

$$\begin{aligned} s_t + f(s, c, x)_x &= 0 \\ (sc + a(c))_t + (cf(s, c, x))_x &= 0 \end{aligned} \quad (32)$$

where $x \rightarrow f(s, c, x)$ is discontinuous. For simplicity we assume that f has a single discontinuity at $x = 0$.i.e.,

$$f(s, c, x) = H(x)f_l(s, c) + (1 - H(x))f_r(s, c)$$

where H is a Heaviside function and f_l and f_r as in section 1, satisfies the following conditions, for $p = l, r$

- (i) $f_p(s, c) \geq 0$, $f_p(0, c) = f_p(1, c) = 0$ for all $c \in I$.
- (ii) The function $s \rightarrow f_p(s, c)$ has exactly one global maximum in I with $\theta_p = \text{argmax}(f_p)$.
- (iii) $\frac{\partial f_p}{\partial c}(s, c) < 0 \forall s \in (0, 1)$ and for all $c \in I$

Equations of type (32) arise while dealing with polymer flooding of oil reservoirs which are heterogeneous [11].

Remark: Since f is discontinuous at $x = 0$, then the Rankine-Hugoniot condition for system (32) gives

$$\begin{aligned} f_l(s^-, c^-) &= f_r(s^+, c^+) \\ c^- f_l(s^-, c^-) &= c^+ f_r(s^+, c^+) \end{aligned}$$

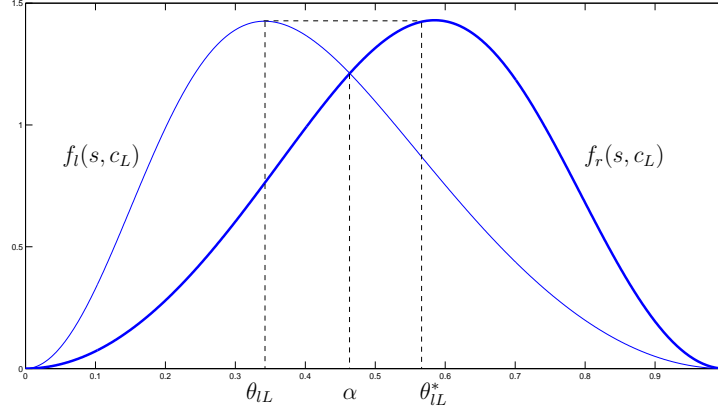
where (s^-, c^-) and (s^+, c^+) denotes the left and right values of (s, c) across the line $x = 0$. This implies

$$c^- = c^+ \quad (33)$$

so c cannot have a discontinuity across the line $x = 0$.

The solution to the Riemann problem corresponding to (32) is given in the Appendix. We now present a numerical experiment to compare the DFLU, the upstream mobility, the FORCE and the Lax-Friedrichs fluxes in the case where the flux function f is discontinuous in space:

$$f(s, c, x) = H(x)f_l(s, c) + (1 - H(x))f_r(s, c)$$

Figure 17: Flux functions $f_l(s, c_L)$, and $f_r(s, c_L)$.

where H is the Heaviside function and f_l and f_r are given by

$$\begin{aligned} f_r(s, c) &= \frac{\lambda_1(s, c)}{\lambda_1(s, c) + \lambda_2(s, c)} [\varphi + (g_1 - g_2)\lambda_2(s, c)], \\ f_l(s, c) &= \frac{\mu_1(s, c)}{\mu_1(s, c) + \mu_2(s, c)} [\varphi + (g_1 - g_2)\mu_2(s, c)] \\ a(c) &= .25c \end{aligned} \quad (34)$$

where

$$\begin{aligned} \lambda_1(s, c) &= \frac{10s^2}{.5 + c}, \lambda_2(s, c) = 20(1 - s)^2, \\ \mu_1(s, c) &= \frac{50s^2}{.5 + c}, \mu_2(s, c) = 5(1 - s)^2, \quad g_1 = 2, g_2 = 1 \quad \text{and} \quad \varphi = 0 \end{aligned}$$

(see Fig. 17), with the initial condition

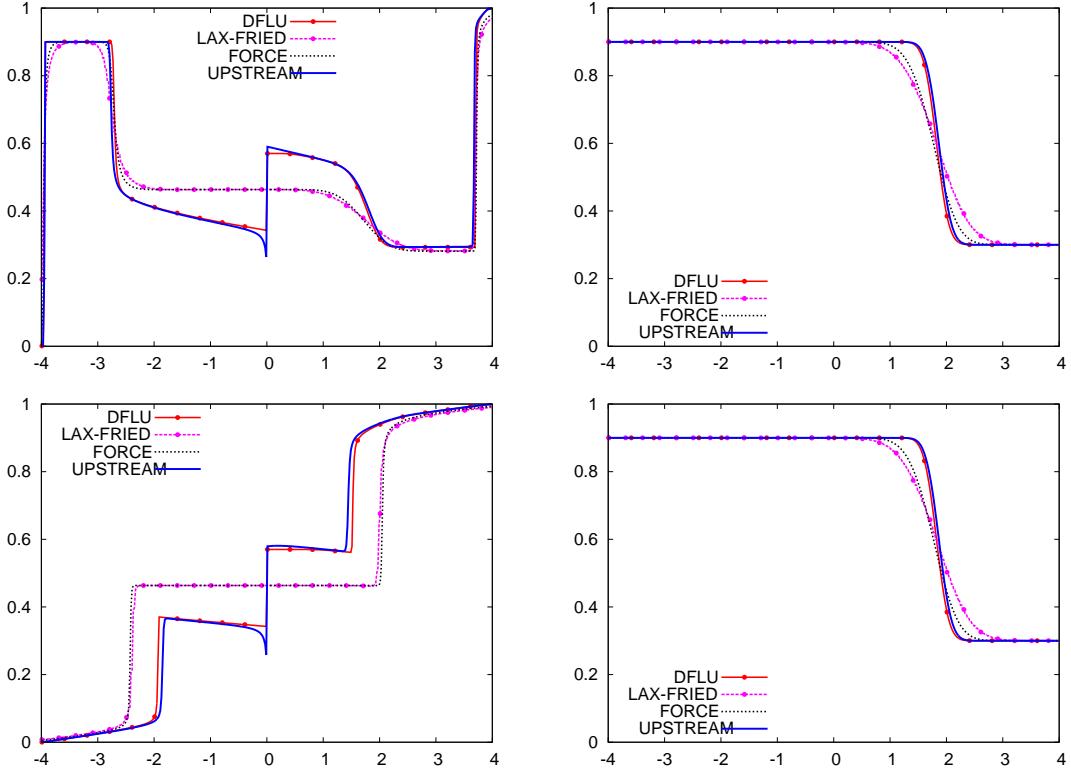
$$s(x, 0) = \begin{cases} .9 & \text{if } x < 0, \\ .1 & \text{if } x > 0 \end{cases}, \quad c(x, 0) = \begin{cases} .9 & \text{if } x < 0, \\ .3 & \text{if } x > 0 \end{cases}.$$

Following [4] the DFLU flux at the interface is given by

$$\bar{F}(s_{-1}^n, c_{-1}^n, s_1^n, c_1^n) = \min\{f_l(\min\{s_{-1}^n, \theta_{-1}^n\}, c_{-1}^n), f_r(\max\{s_1^n, \theta_1^n\}, c_1^n)\}, \quad (35)$$

where $\theta_{-1}^n = \operatorname{argmax} f_l(\cdot, c_{-1}^n)$ and $\theta_1^n = \operatorname{argmax} f_r(\cdot, c_1^n)$.

Here we considered the case where the flux functions $f_l(s, c_L)$ and $f_r(s, c_L)$ intersect at a point α where $\frac{\partial f_l(s, c_L)}{\partial s} < 0$ and $\frac{\partial f_r(s, c_L)}{\partial s} > 0$. At θ_{lL} and θ_{rL} , $f_l(s, c_L)$ and $f_r(s, c_L)$ attains their respective maxima. Let θ_{lL}^* be a point such that $f_l(\theta_{lL}, c_L) = f_r(\theta_{lL}^*, c_L)$. For the above $f_l(s, c_L)$ and $f_r(s, c_L)$, $\alpha = .464$, $s_L = .9$, $s_R = .1$, $c_L = .9$, $c_R = .3$, $\theta_{lL} = .342$ and $\theta_{lL}^* = .57$ (see Fig 17). This is an undercompressive intersection as in [4]. As the Lax-Friedrichs and the FORCE schemes are obtained from a linear parabolic regularisation, solutions obtained from them differ from solutions obtained from the upstream mobility and the DFLU schemes for an undercompressive initial data (see Fig.18). The Lax-Friedrichs and the FORCE schemes converge to the weak solution with a (A, B) entropy condition [5] at the interface with $A = B = \alpha$ and the DFLU scheme and the upstream mobility flux schemes converge to the weak solution with a (A, B) entropy condition at the interface $A = \theta_{lL}$, $B = \theta_{lL}^*$. In these numerical experiments here, the discretization is such that $\Delta t = 1/600$ and $h = 1/50$.

Figure 18: s (left) and c (right) at $t=1$ and $t=2$

7 Conclusion

The DFLU flux defined in [4] for scalar conservation laws was used to construct a new scheme for a class of system of conservation laws such as systems modeling polymer flooding in oil reservoir engineering. The resulting DFLU flux is based on Godunov type flux for single conservation laws but with discontinuous coefficients. It is easy to implement as it is not using detailed information of eigenstructure of the full system. It is very close to the flux given by an exact Riemann solver and the corresponding finite volume scheme compares favorably to other schemes using the upstream mobility, the Lax-Friedrichs and the FORCE fluxes. The extension to the case with a change of rock type is straightforward since the DFLU flux was built to solve this case. It will work even in cases where the upstream mobility fails [26]. Here we assumed, flux $f = f(s, c)$ is not changing the sign which is equivalent to saying that second eigen value in (4) is not allowed to change the sign. The sign changing case and the extension to system of polymer flooding in multidimensional case will be taken up in a forth coming paper. In a separate paper [3] we show how to use the DFLU flux to solve Hamilton-Jacobi equations with a discontinuous Hamiltonian.

Appendix. Riemann problem for a polymer flooding model with a discontinuous flux: In this Appendix we briefly describe the construction of the solution to a Riemann problem associated to the system (32) with the initial condition

$$s(x, 0) = \begin{cases} s_L & \text{if } x < 0, \\ s_R & \text{if } x > 0 \end{cases}, \quad c(x, 0) = \begin{cases} c_L & \text{if } x < 0, \\ c_R & \text{if } x > 0 \end{cases}. \quad (\text{A-1})$$

When $c_L > c_R$, the flux functions f_l and f_r satisfy $f_l(s, c_L) \leq f_l(s, c_R)$ and $f_r(s, c_L) \leq f_r(s, c_R)$ for all s in $(0, 1)$. Let $\theta_{lL}, \theta_{lR}, \theta_{rL}$ and θ_{rR} be the points where $f_l(s, c_L), f_l(s, c_R), f_r(s, c_L)$ and $f_r(s, c_R)$ attain their maxima respectively (see Fig.19). As there is no discontinuity in $c = c(x, t)$ across the line $x = 0$ (see equation (33)) and as σ , the speed corresponding to to the c -shock, is strictly positive, in

Riemann problems we have

$$c(0, t) = c_L \forall t > 0.$$

Here we restrict ourselves to the case $c_L > c_R$. The case $c_L < c_R$ can be treated similarly. To study the Riemann problem, we split the problem (32) into two problems, one for a scalar conservation law with a discontinuous flux and another for polymer flooding.

Problem-I:

$$\begin{aligned} s_t + f_l(s, c_L)_x &= 0 & \text{if } x > 0 \\ s_t + f_r(s, c_L)_x &= 0 & \text{if } x < 0 \end{aligned} \quad (\text{A-2})$$

The Riemann problem for this equation can be solved as in [2, 4].

Problem II:

$$\begin{aligned} s_t + f_r(s, c)_x &= 0 \\ (sc + a(c))_t + (cf_r(s, c))_x &= 0 \end{aligned} \quad (\text{A-3})$$

The Riemann problem for this system can be solved as in section 3.

We assume without loss of generality that $f_l(\theta_{lL}, c_L) \leq f_r(\theta_{rL}, c_L)$. Let θ_{lL}^* be a point such that $f_l(\theta_{lL}, c_L) = f_r(\theta_{lL}^*, c_L)$ and let $s^* \in (0, 1)$ be a point where $\frac{\partial}{\partial s} f_r(s^*, c_L) = \frac{f_r(s^*, c_L)}{s^* + \bar{a}_L(c_R)}$, with $\bar{a}_L(c)$ defined as in section 3. Now draw a line through the points $(-\bar{a}_L(c_R), 0)$ and $(s^*, f_r(s^*, c_L))$ which intersects the curve $f_r(s, c_R)$ at a point $A \geq s^*$ (see Fig. 19).

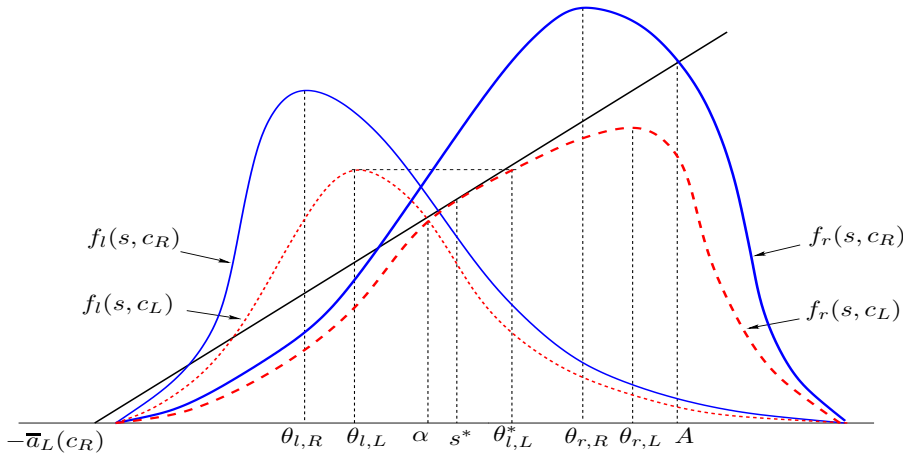


Figure 19: Flux functions $f_r(s, c_L)$, $f_r(s, c_R)$, $f_l(s, c_L)$ and $f_l(s, c_R)$ with $c_L > c_R$.

- **Case 1:** $s_L \geq \theta_{lL}$

Draw a line through the points $(-\bar{a}_L(c_R), 0)$ and $(\min(s^*, \theta_{lL}^*), f_r(\min(s^*, \theta_{lL}^*), c_L))$ which intersects the curve $f_r(s, c_R)$ at a point $\bar{B} \geq s^*$. For example if $\theta_{lL}^* > s^*$ then $\bar{B} = A$.

- **Case 1a:** $s_R \leq \bar{B}$

Step-1: Let $s_1(x, t)$ be the solution of equation (A-2) with initial condition

$$s(x, 0) = \begin{cases} s_L & \text{if } x < 0, \\ \theta_{lL}^* & \text{if } x > 0 \end{cases}.$$

Step-2: Let $(s_2(x, t), c_2(x, t))$ be the solution of equations (A-3) with initial condition

$$s(x, 0) = \begin{cases} \theta_{lL}^* & \text{if } x < 0, \\ s_R & \text{if } x > 0 \end{cases}, \quad c(x, 0) = \begin{cases} c_L & \text{if } x < 0, \\ c_R & \text{if } x > 0 \end{cases}.$$

Then the solution to the Riemann problem (32), (A-1) is given by

$$(s(x, t), c(x, t)) = \begin{cases} (s_1(x, t), c_L) & \text{if } x < 0, \\ (s_2(x, t), c_2(x, t)) & \text{if } x > 0 \end{cases} .$$

• **Case 1b:** $s_R > \bar{B}$

Draw a line through the points $(-\bar{a}_L(c_R), 0)$ and $(s_R, f_r(s_R, c_R))$ which intersects the curve $f_r(s, c_L)$ at a point \bar{s} .

Step-1: Let $s_1(x, t)$ be the solution of equation (A-2) with initial condition

$$s(x, 0) = \begin{cases} s_L & \text{if } x < 0, \\ \bar{s} & \text{if } x > 0 \end{cases} .$$

Step-2: Let $(s_2(x, t), c_2(x, t))$ be the solution of equations (A-3) with initial condition

$$s(x, 0) = \begin{cases} \bar{s} & \text{if } x < 0, \\ s_R & \text{if } x > 0 \end{cases} , \quad c(x, 0) = \begin{cases} c_L & \text{if } x < 0, \\ c_R & \text{if } x > 0 \end{cases} .$$

Then the solution to the Riemann problem (32), (A-1) is given by

$$(s(x, t), c(x, t)) = \begin{cases} (s_1(x, t), c_L) & \text{if } x < 0, \\ (s_2(x, t), c_2(x, t)) & \text{if } x > 0 \end{cases}$$

• **Case 2:** $s_L < \theta_{LL}$.

Let s_L^* be a point such that $f_r(s_L^*, c_L) = f_l(s_L, c_L)$ and $\frac{\partial}{\partial s} f_r(s, c_L)$ at $s = s_L^* \geq 0$. Draw a line through the points $(-\bar{a}_L(c_R), 0)$ and $(\min(s^*, s_L^*), f_r(\min(s^*, s_L^*), c_L))$ which intersects the curve $f_r(s, c_R)$ at a point \bar{B} .

• **Case 2a:** $s_R \leq \bar{B}$

Step-1: Let $s_1(x, t)$ be the solution of equation (A-2) with initial condition

$$s(x, 0) = \begin{cases} s_L & \text{if } x < 0, \\ s_L^* & \text{if } x > 0 \end{cases} .$$

Step-2: Let $(s_2(x, t), c_2(x, t))$ be the solution of equations (A-3) with initial condition

$$s(x, 0) = \begin{cases} s_L^* & \text{if } x < 0, \\ s_R & \text{if } x > 0 \end{cases} , \quad c(x, 0) = \begin{cases} c_L & \text{if } x < 0, \\ c_R & \text{if } x > 0 \end{cases} .$$

Then the solution to the Riemann problem (32), (A-1) is given by

$$(s(x, t), c(x, t)) = \begin{cases} (s_1(x, t), c_L) & \text{if } x < 0, \\ (s_2(x, t), c_2(x, t)) & \text{if } x > 0 \end{cases} .$$

• **Case 2b** $s_R > \bar{B}$.

Draw a line through the points $(-\bar{a}_L(c_R), 0)$ and $(s_R, f_r(s_R, c_R))$ which intersects the curve $f_r(s, c_L)$ at a point \bar{s} .

Step-1: Let $s_1(x, t)$ be the solution of equation (A-2) with initial condition

$$s(x, 0) = \begin{cases} s_L & \text{if } x < 0, \\ \bar{s} & \text{if } x > 0 \end{cases} .$$

Step-2: Let $(s_2(x, t), c_2(x, t))$ be the solution of equations (A-3) with initial condition

$$s(x, 0) = \begin{cases} \bar{s} & \text{if } x < 0, \\ s_R & \text{if } x > 0 \end{cases}, \quad c(x, 0) = \begin{cases} c_L & \text{if } x < 0, \\ c_R & \text{if } x > 0 \end{cases}.$$

Then the solution to the Riemann problem (32), (A-1) is given by

$$(s(x, t), c(x, t)) = \begin{cases} (s_1(x, t), c_L) & \text{if } x < 0, \\ (s_2(x, t), c_2(x, t)) & \text{if } x > 0 \end{cases}.$$

Acknowledgements:

Authors would like to thank anonymous referee for his valuable suggestions in proving the convergence of approximated solution $\{s_i^n\}$ and Sudarshan Kumar for computing the results in Fig.18.

References

- [1] Adimurthi, Rajib Dutta, S.S. Ghoshal and G.D.Veerappa Gowda, Existence and nonexistence of TV bounds for scalar conservation laws with discontinuous flux, *Comm.Pure Appl.Math.* LXIV(2011) 0084-0115.
- [2] Adimurthi and G.D.Veerappa Gowda, Conservation laws with discontinuous flux, *J.Math.Kyoto.Univ.*43(1)(2003)27-70.
- [3] Adimurthi, J. Jaffré and G. D. Veerappa Gowda, Application of the DFLU flux to Hamilton-Jacobi equations with discontinuous Hamiltonians.
- [4] Adimurthi, J. Jaffré and G. D. Veerappa Gowda, Godunov-type methods for conservation laws with a flux function discontinuous in space, *SINUM*, 42(2004)179-208.
- [5] Adimurthi, S. Mishra and G. D. Veerappa Gowda, Optimal entropy solutions for conservation laws with discontinuous flux-functions, *J. Hyper.Diff.Eqns.*2(4)(2005) 783-837.
- [6] Adimurthi, G. D. Veerappa Gowda and J. Jaffré, Monotonization of flux, entropy and numerical schemes for conservation laws, *J. Math. Anal. Appl.*352 (2009) 427–439.
- [7] K. Aziz and A. Settari, *Petroleum Reservoir Simulation*, Applied Science Publishers, London, 1979.
- [8] Y. Brenier and J. Jaffré, Upstream differencing for multiphase flow in reservoir simulation, *SINUM*,28(1991)685-696.
- [9] R. Burger and K. H. Karlsen and N. H. Risebro and J. D. Towers, Well-posedness in BV_t and convergence of a difference scheme for continuous sedimentation in ideal clarifier-thickener units, *Numer.Math.*97(1)(2004)25-65.
- [10] G. Chavent, G. Cohen and J. Jaffré, A finite element simulator for incompressible two-phase flow, *Transp.Porous Media*, 2(1987) 465-478.
- [11] P. Daripa, J. Glimm, B. Lindquist and O. McBryan, Polymer Floods: A case study of nonlinear wave analysis and of instability control in tertiary oil recovery, *SIAM. J. Appl. Math.*48 (2) (1988) 353-373.
- [12] T. Gimse and N. H. Risebro, Solutions of the Cauchy problem for a conservation law with discontinuous flux function, *SIAM J. Math. Anal.* 23(3) (1992) 635-648.
- [13] E. Issacson and B. Temple, The Structure of Asymptotic States in a Singular System of Conservation Laws, *Adv.in Appl.Math.*11(1990)205-219.
- [14] J. Jaffré, Numerical calculation of the flux across an interface between two rock types of a porous medium for a two-phase flow, *Hyperbolic Problems: Theory, Numerics, Applications*, World Scientific, Singapore, (1996) 165-177.

-
- [15] T. Johansen and A. Tveito and R. Winther, A Riemann solver for a two-phase multicomponent process, *SIAM J. Sci.Stat.Comp.* 10(1989) 846-879.
- [16] T. Johansen and R. Winther, The solution of the Riemann problem for a hyperbolic system of conservation laws modeling polymer flooding, *SIAM J. Math. Anal.* 19(1988) 541-566.
- [17] E. F. Kaasschieter, Solving the Buckley-Leverett equation with gravity in a heterogeneous porous medium, *Comp. Geosci.* 3 (1999) 23-48.
- [18] K. H. Karlsen and S. Mishra and N. H. Risebro, Semi-Godunov Schemes for general triangular systems of conservation laws, *J. Engrg.Math.* 60 (3-4) (2008) 337-349.
- [19] K. H. Karlsen and S. Mishra and N.H. Risebro, Convergence of finite volume schemes for triangular systems of conservation laws, *Numer. Math.* 111(4) (2009) 559-589.
- [20] K. H. Karlsen and S. Mishra and N. H. Risebro, Well-balanced schemes for conservation laws with source terms based on a local discontinuous flux formulation, *Math. Comp.* 78(265)(2009)55-78.
- [21] K. H. Karlsen and S. Mishra and N. H. Risebro, Semi-Godunov schemes for multiphase flows in porous media, *App.Num.Math.*,59(9)(2009) 2322-2336.
- [22] K. H. Karlsen and N. H. Risebro and J. D. Towers , L^1 stability for entropy solutions of nonlinear degenerate parabolic convection-diffusion equations with discontinuous coefficients, *Skr. K. Nor. Videensk, Selsk.*3(2003)1-49.
- [23] C. Klingenberg and N. H. Risebro, Stability of a resonant systems of conservation laws modeling polymer flow with gravitation, *J. Diff. Eqns* 170 (2001) 344-380.
- [24] H. P. Langtangen and A. Tveito and R. Winther, Instability of Buckley-Leverett flow in heterogeneous media, *Transp.Porous Media*, 9(1992)165-185.
- [25] P. D. Lax and B. Wendroff, Systems of conservation laws, *Comm. Pure Appl. Math.* 13 (1960) 217-237.
- [26] S. Mishra and J. Jaffré, On the upstream mobility scheme for two-phase flow in porous media, *Comp.Geosci.* 14(1) (2010) 105-124.
- [27] S. Mochen, An analysis for the traffic on highways with changing surface conditions, *Math. Model.* 9 (1987) 1-11.
- [28] H. Nessayahu and E. Tadmor, Non-oscillatory central differencing for hyperbolic conservation laws, *J. Comput. Phys.* 87(2) (1990) 408-463.
- [29] G. A. Pope, The application of fractional flow theory to enhanced oil recovery, *SPE.* 20 (1980) 191-205.
- [30] N. Seguin and J. Vovelle, Analysis and approximation of a scalar conservation law with a flux function with discontinuous coefficients, *Math. Models Methods in Appl. Sci.* 13(2003)221-257.
- [31] B. Temple, Global solution of the cauchy problem for a class of 2×2 nonstrictly hyperbolic conservation laws, *Adv. in Appl. Math.* 3 (1982) 335-375.
- [32] E. F. Toro, *Riemann Solvers and Numerical Methods for Fluid Dynamics* Springer-Verlag, 1999.
- [33] E. F. Toro, MUSTA: A multi-stage numerical flux, *Appl. Numer. Math.*, 56 (2006) 1464-1479.
- [34] J. D. Towers, Convergence of a difference scheme for conservation laws with a discontinuous flux, *SINUM*, 38 (2000) 681-698.
- [35] J. D. Towers, A difference scheme for conservation laws with a discontinuous flux: the nonconvex case, *SINUM*, 39 (2001) 1197-1218.

- [36] A. Tveito, Convergence and stability of the Lax-Friedrichs scheme for a nonlinear parabolic polymer flooding problem, *Adv.in Appl.Math.*11 (1990) 220-246.
- [37] A. Tveito and R. Winther, Convergence of a nonconservative finite difference scheme for a system of hyperbolic conservation laws, *Diff. Integral Eqns.* 3(5) (1990) 979-1000.
- [38] A. Tveito and R. Winther, Existence, uniqueness and continuous dependence for a system of conservation laws modeling polymer flooding, *SIAM J.Math.Anal.* 22(1991) 905-933.
- [39] A. Tveito and R. Winther, A well posed system of hyperbolic conservation laws, In *Third International Conference on hyperbolic Problems,I,II,(Uppsala,1990)* pp.888-898. Studentlitterature, Lund.



**RESEARCH CENTRE
PARIS – ROCQUENCOURT**

Domaine de Voluceau, - Rocquencourt
B.P. 105 - 78153 Le Chesnay Cedex

Publisher
Inria
Domaine de Voluceau - Rocquencourt
BP 105 - 78153 Le Chesnay Cedex
inria.fr

ISSN 0249-6399