



HAL
open science

Multi-View Object Segmentation in Space and Time

Abdelaziz Djelouah, Jean-Sébastien Franco, Edmond Boyer, Francois Le Clerc, Patrick Pérez

► **To cite this version:**

Abdelaziz Djelouah, Jean-Sébastien Franco, Edmond Boyer, Francois Le Clerc, Patrick Pérez. Multi-View Object Segmentation in Space and Time. ICCV 2013 - IEEE International Conference on Computer Vision, Dec 2013, Sydney, Australia. pp.2640-2647, 10.1109/ICCV.2013.328 . hal-00873544

HAL Id: hal-00873544

<https://inria.hal.science/hal-00873544>

Submitted on 26 Jul 2016

HAL is a multi-disciplinary open access archive for the deposit and dissemination of scientific research documents, whether they are published or not. The documents may come from teaching and research institutions in France or abroad, or from public or private research centers.

L'archive ouverte pluridisciplinaire **HAL**, est destinée au dépôt et à la diffusion de documents scientifiques de niveau recherche, publiés ou non, émanant des établissements d'enseignement et de recherche français ou étrangers, des laboratoires publics ou privés.



Distributed under a Creative Commons Attribution 4.0 International License

Multi-View Object Segmentation in Space and Time

Abdelaziz Djelouah^{1,2} Jean-Sébastien Franco¹ Edmond Boyer¹
¹LJK - INRIA Rhône-Alpes, France

François Le Clerc² Patrick Pérez²
²Technicolor, Cesson Sevigne, France

Abstract

In this paper, we address the problem of object segmentation in multiple views or videos when two or more viewpoints of the same scene are available. We propose a new approach that propagates segmentation coherence information in both space and time, hence allowing evidences in one image to be shared over the complete set. To this aim the segmentation is cast as a single efficient labeling problem over space and time with graph cuts. In contrast to most existing multi-view segmentation methods that rely on some form of dense reconstruction, ours only requires a sparse 3D sampling to propagate information between viewpoints. The approach is thoroughly evaluated on standard multi-view datasets, as well as on videos. With static views, results compete with state of the art methods but they are achieved with significantly fewer viewpoints. With multiple videos, we report results that demonstrate the benefit of segmentation propagation through temporal cues.

1. Introduction

Segmenting objects of interest in images is a key prerequisite task for many applications of computer vision, *e.g.*, matting and compositing in post-production, image indexing, video compression, and 3D reconstruction. Segmentation from multiple images of the same object has gained interest in recent years, as a means to remove the need for shape or appearance priors, or user interaction [20] in monocular approaches. This paper addresses the task of unsupervised multiple image segmentation of a single physical object, possibly moving, as seen from two or more calibrated cameras, which we refer to as *multi-view object segmentation* (MVOS), see Fig. 1 for a first example. As noted by [25], this is an intrinsically challenging problem, especially when the number of views is small, and viewpoints far apart. Indeed, it then becomes difficult to rely




Figure 1. Multi-view object segmentation (MVOS) using our method with the 3 wide-baseline views shown only, with no photo-consistency hypothesis and no user interaction.

on shared appearance models of the object between views while parts of the background seen from several viewpoints will present similar aspects. In that respect, the MVOS problem significantly differs from the object cosegmentation problem [21, 14], which assumes shared appearance models for the foreground but different backgrounds.

In most applications where viewpoints see a single scene and object, calibration is available or computable using off the shelf tools such as Bundler [23]. This includes static camera setups such as performance capture studios [11], static camera networks used for surveillance, or even crowd sourced data of a single shape such as a monument [23]. This has also been shown true for sparse setups, with as few as four handheld cameras shooting video sequences of a moving object [12]. Because this geometric information is available, a key to solving MVOS is in how to make good use of it to spatially propagate evidences across viewpoints.

We propose a new iterative formulation (§4) of multiple view object segmentation that is using a joint graph-cut linking pixels through space and time. This formulation is inspired by the efficient tools developed by the cosegmentation community to correlate segmentations of different views [13, 24]. It differs by the graph coupling that our framework introduces at the geometric rather than photometric level. This method brings several key contributions, validated in §6: first, it is noticeably efficient in convergence

Work sponsored by the OSEO-funded Quaero Programme, and partially sponsored by European Commission FP7 Project React.

and computational requirements, using only sparse inter-view links. Second, the graph structure intrinsically produces conservative and inclusive segmentations of the object of interest. Third, the ability to handle few viewpoints, much further apart than most state of the art approaches require. A situation that naturally arises in practice and for which none of the previous works is giving results below 8 viewpoints. Fourth, the framework straightforwardly extends to use of temporal links for multiple video sequences to propagate momentarily reliable segmentation evidences across time in multi-view setups. To the best of our knowledge, this is the first approach to leverage temporal cues for multiple video segmentation, with significant future applications.

2. Related work

2.1. Multi-View Object Segmentation

Zeng *et al.* [29] coined the problem, and proposed an initial rudimentary silhouette-based algorithm for building segmentations consistent with a single 3D object. Many methods follow this initial trend by building explicit 3D object reconstructions and alternating with image segmentations of the views based on foreground/background appearance models [7, 18, 11, 19]. Different object representations and cues are used, most often silhouette-based and volumetric [7], depth-based [10, 11], or stereo-based [16], and a range of techniques are used to regularize occupancy, enforcing smoothness criteria with graphcuts [7, 11], or global joint optimization of both [15]. A significant portion of existing works require user guidance and interaction [15, 28]. While generally a successful strategy, there is undeniable motivation to take dense 3D reconstruction out of the loop when processing a small number of viewpoints: image-based 3D models only achieve acceptable quality for a dozen views or more. Some of the most successful MVOS approaches to date [16] strongly rely on large number of viewpoints and small baseline. Our goal is to achieve equivalent quality with only a few, possibly widespread viewpoints. Our focus is therefore on how to propagate information between views and across time for consistent pixel labeling and not precise 3D modeling.

Propagating geometric consistency information from one view to another has proven surprisingly difficult. Indeed, the simple 3D definition of geometric consistency given above often leads to a complex counterpart in images with regions carved if no compound occupancy from other views is observed on epipolar lines of a pixel, *e.g.* [17, 22]. In [6] a graphcut/superpixel framework is used with constraints derived from epipolar geometry jointly with soft stereo and depth binning. This requires semi-circular setups with short baseline (as in [16]) and using specific heuristics to sparsify the superpixel interaction matrix with unclear

complexity outcome.

We draw inspiration from a method that uses only a sparse 3D occupancy sampling of the scene [9], which proves to be a successful and efficient alternative to 3D reconstruction. While 3D samples embody spatial consistency between views, a specific construct is nonetheless still required to properly model information transfer between images and across time. In this paper we investigate graph representations for that purpose.

2.2. Cosegmentation Approaches

Cosegmentation was first coined in the work of Rother *et al.* [21] as the simultaneous binary segmentation of image parts in an image pair and by extension to more images [3, 14, 25]. The key assumptions of these methods is the observation of a common foreground region, or objects sharing appearance properties, versus a background with higher variability across images. As noted by [25], cosegmentation increasingly refers to diverse scenarios, ranging from user-guided segmentation to segmentation of classes of objects rather than instances. MVOS differs by only considering geometric cues for inter-view propagation of segmentations, and focuses on single object instances. Interestingly, some cosegmentation methods [13] have created tools to link segmentations across views based on appearance, formulating segmentation as a joint graph cut on the views. Similarly, we introduce a graph structure specifically relevant to propagate geometric cues for MVOS, rather than photometric cues.

2.3. Monocular Video Segmentation

Recent trends examine the use of temporal cues for monocular video segmentation. Such cues may be used to propagate manually specified segmentation information [26, 2, 27], or completely automated [8, 5]. Cues are propagated either deterministically based on *e.g.* optic flow [2], probabilistically by weighing different flow or link hypotheses [5, 27] or by learning low level variation statistics [8]. Interestingly, some approaches construct a graph over the full 2D+t volume to link segmentations in time [26], which we propose to unify in a single graph-based framework to include intra-view, inter-view and temporal links. To the best of our reading, our method is the first to propose such unification and temporal treatment of the MVOS problem.

3. Overview

We adopt the same definition of foreground as in [17]. That is, an object of interest should satisfy two constraints: be fully visible in all considered views, and its general appearance should be different from the background’s general appearance. To this end, we cast the MVOS problem as a joint labeling problem among the n input views, and t time steps if available, governed by a single MRF energy

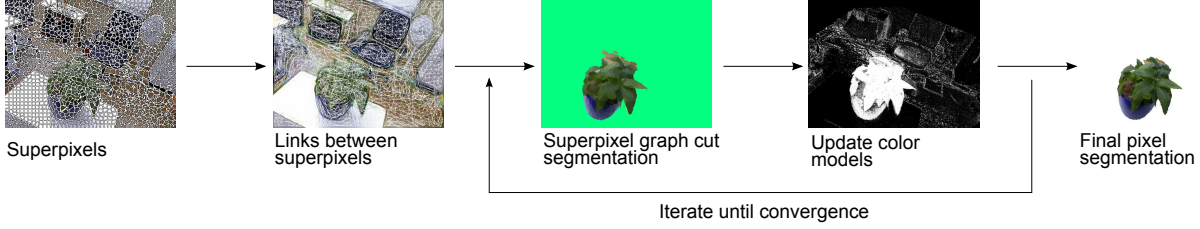


Figure 2. Overview: superpixels are computed using SLIC [1]. Links between superpixels, showed as white lines, are estimated using superpixel descriptors. The iterative process alternates between graphcut on superpixels and color models update. At convergence, segmentation on pixels is computed.

discussed in §4. First, in order to ensure inter-view propagation of segmentation information, we build on the idea that sparse 3D points (or samples) randomly picked in the region of interest (common field of view of all the cameras) provide sufficient links between images [9]. Each sample creates links in the graph between itself and pixels at its projection, whose strength reflects the object coherence probability of the sample. Second, to ensure efficient intra-frame propagation, we compute a superpixel oversegmentation of each image, and define two neighborhood sets on each superpixel in the graph based on image-space and texture-space proximity. Resorting to superpixels also allows one to benefit from richer region characterizations reducing color-space ambiguity. Third, the resulting MRF energy is minimized using s-t mincut [4] and resultant segmented regions are used to re-estimate per-view foreground/background appearance models, which are, in their turn, used to update 3D sample object coherence probabilities. We present the details of each stage of the algorithm below.

4. Formulation

We are given a set of input images $I^t = \{I^{1,t}, \dots, I^{n,t}\}$ at instant t . For each image i at t we have the set \mathcal{P}_i^t of its superpixels p . We use superscript t for time for all terms, generally keeping it implicit for concision unless terms from different instants are involved. Segmenting the object in all the views consists in finding for every superpixel $p \in \mathcal{P}_i^t$ its label x_p with $x_p \in \{f, b\}$, the foreground and background labels. We denote \mathcal{S}^t the set of 3D samples used to model dependencies between the views at instant t . These points are uniformly sampled in the common visibility volume.

4.1. MRF Energy Principles

Given the superpixel decomposition and 3D samples (shown Fig. 3), we wish the MRF energy to reward a given labeling of all superpixels as follows, each principle leading to MRF energy terms described in the next subsections.

Individual appearance. The appearance of a superpixel should comply with image-wide foreground or background models, depending on its label.

Appearance continuity. Neighboring superpixels likely have the same labels if they have similar appearance.

Appearance similarity. Two superpixels with similar color/texture are more likely to be part of the same object and thus, more likely to have the same label. These superpixels may not be neighbors due to occluding objects, etc.

Multi-view coherence. 3D samples are considered object-consistent if they project to foreground regions with high likelihood.

Projection constraint. Assuming sufficient 3D sampling of the scene, a superpixel should be foreground if it sees at least one object-consistent sample in the scene. Conversely, a superpixel should be background if it sees no object-consistent 3D sample.

Time consistency. In the case of video data, superpixels in a sequence likely have the same label when they share similar appearance and are temporally linked through an observed flow field (*e.g.* optic flow, SIFT flow).

4.2. Intra-view appearance terms

We use the classic unary data and binary spatial smoothness terms on superpixels, to which we add non-local appearance similarity terms on superpixel pairs for broader information propagation and a finer appearance criterion.

Individual appearance term. We denote E_c the unary data-term related to each superpixel appearance. We characterize appearance by the sum of pixel-wise log-probabilities of being predicted by an image-wide foreground or background appearance distribution:

$$E_c(x_p) = \begin{cases} \sum_{r \in \mathcal{R}_p} -\log H_i^B(I_r^i) & \text{if } x_p = b, \\ \sum_{r \in \mathcal{R}_p} -\log H_i^F(I_r^i) & \text{if } x_p = f, \end{cases} \quad (1)$$

with \mathcal{R}_p the set of pixels contained in superpixel p . To model appearance we use a combination of color and texture histograms. In our case, I_r^i is an 11-dimension vector that includes both color and texture information. Appearance histograms are assumed to be shared for all frames of a given viewpoint for video sequences. Texture is defined as gradient magnitude response for 4 scales and Laplacian for 2 scales. As an initialization step, a k-means is run separately on color and texture values. This clustering is used to create texture and color vocabulary on which foreground and background histograms (H_i^F and H_i^B) are computed.

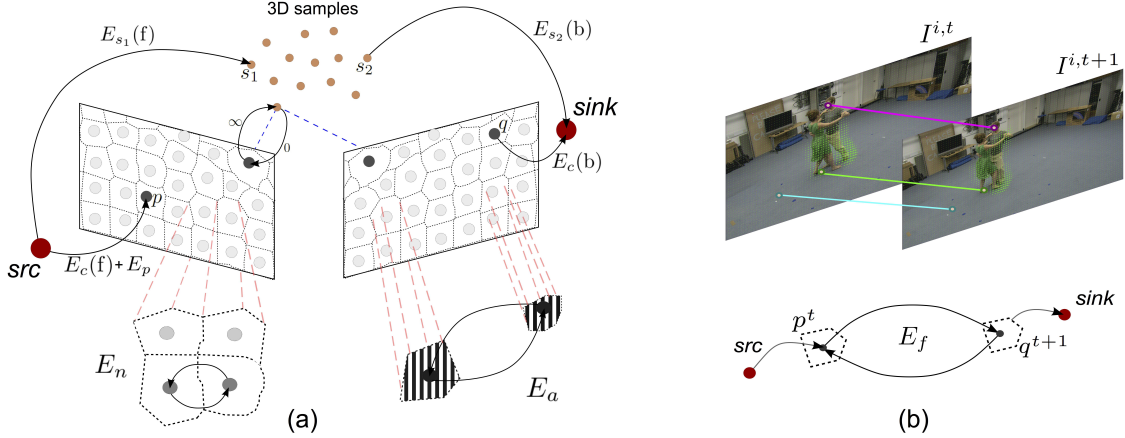


Figure 3. Graph construction. Superpixels and 3D samples are the nodes of our graph. Edges contain the different terms of our energy. A min-cut in this graph provides the solution to our energy minimization problem. The links between superpixels of different frames use both interest point matches and optical flow.

Appearance continuity term. This binary term, denoted E_n , discourages the assignment of different labels to neighboring superpixels that exhibit similar appearance. It is of the form of a contrast sensitive Potts model [4]. To model this similarity we use the previously defined texture and color vocabulary to create superpixel descriptors. These descriptors consist of histograms on the vocabulary. The appearance descriptor of a given superpixel p is noted A_p . Let $\mathcal{N}_n^{i,t}$ define the set of adjacent superpixel pairs in view i at time t . For $(p, q) \in \mathcal{N}_n^{i,t}$, the proposed E_n is inversely proportional to the distance between the two superpixel descriptors, as follows:

$$E_n(x_p, x_q) = \begin{cases} \exp\left(\frac{-d(A_p, A_q)^2}{2\langle d(A_p, A_q) \rangle^2}\right) & \text{if } x_p \neq x_q, \\ 0 & \text{otherwise.} \end{cases} \quad (2)$$

The distance $d(., .)$ here is the χ^2 distance between the superpixel descriptors. $\langle d(A_p, A_q) \rangle$ indicates expectation over all neighboring superpixels.

Appearance similarity term. To favor consistent labels and efficient propagation among similar superpixels, we introduce a second binary term E_a of the same form as E_n but defined non-locally. Retrieving for each superpixel its k -nearest neighbors for χ^2 distance, we define the set $\mathcal{N}_a^{i,t}$ of similar superpixel pairs and for each of these pairs:

$$E_a(x_p, x_q) = \begin{cases} \exp\left(\frac{-d(A_p, A_q)^2}{2\langle d(A_p, A_q) \rangle^2}\right) & \text{if } x_p \neq x_q, \\ 0 & \text{otherwise.} \end{cases} \quad (3)$$

4.3. Inter-view geometric consistency terms

To propagate inter-view information, we use a graph structure connecting a 3D sample to pixels it projects on. While this leads to a structure similar to [13], the latter builds inter-pixel hard links that are always active based on

common histogram binning of pixels. A key difference we have to cope with is that geometric consistency of samples may change during iteration because of evolving segmentations. We thus evaluate before each iteration an “objectness” probability measuring consistency with current segmentation, and use it to reweigh the propagation strength of the sample, using a per-sample unary term as follows.

Sample objectness term. Let P_s^f be the coherence probability of a sample $s \in \mathcal{S}^t$. P_s^f is computed using a conservative probability of common foreground coherence based on the view’s histogram sets, as in [9]. We associate a unary term and a label x_s to sample s , allowing the cut algorithm the flexibility of deciding on the fly whether to include s in the object segmentation, based on all MRF terms:

$$E_s(x_s) = \begin{cases} -\log(1 - P_s^f) & \text{if } x_s = \text{b}, \\ -\log P_s^f & \text{if } x_s = \text{f}. \end{cases} \quad (4)$$

Sample-pixel junction term. To ensure projection consistency, we connect each sample s to the superpixels p it projects onto in all views, which defines a neighborhood \mathcal{N}_s . We define a simple binary term E_j as follows:

$$E_j(x_s, x_p) = \begin{cases} \infty & \text{if } x_s = \text{f} \text{ and } x_p = \text{b}, \\ 0 & \text{otherwise.} \end{cases} \quad (5)$$

The key property of this energy is that, as shown in Fig. 4, no cut of the corresponding graph may assign simultaneously to background a superpixel p and to foreground a sample s that projects on p . Thus it enforces the following desirable projection consistency property: labeling a superpixel p as background is only possible if it is coherent to label all the samples s projecting on it as background.

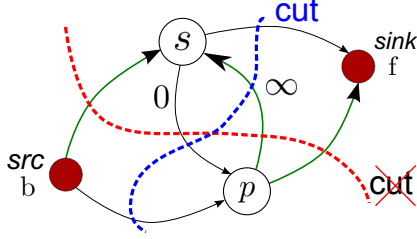


Figure 4. Relation between samples and superpixels. If a sample s is labeled as foreground then superpixels at its projection positions can not be labeled as background. This corresponds to an impossible cut, as illustrated here.

The converse property, inclusion of segmentations in the sample’s projected set, cannot be ensured: a superpixel can be labeled foreground even though it sees no foreground sample. This would require enforcing a foreground superpixel p to see at least one foreground sample s , which can only be expressed with higher order MRF terms. We opt to keep a first order MRF by modeling this behavior through an iteratively reweighed unary term, computed as follows.

Sample projection term. The desired behavior can be achieved by associating to each superpixel p a sample re-projection term $P(x_p|\mathcal{V}_p)$. Its purpose is to discourage foreground labeling of p when no sample was labeled foreground in the 3D region \mathcal{V}_p seen by the superpixel, and conversely encouraging foreground superpixel labeling as soon as a sample s in \mathcal{V}_p is foreground. This leads to a simple unary term:

$$E_p(x_p) = -\log P(x_p|\mathcal{V}_p) \quad \text{where} \quad \mathcal{V}_p = \max_{s \in \mathcal{V}_p} (P_s^f) \quad (6)$$

4.4. Time consistency terms

In the case of video segmentation, the idea is to benefit from information at different instants and to propagate consistent foreground/background labeling for the frames of the same viewpoint. A set \mathcal{N}_f^i of related superpixels between frames can be estimated by matching interest points or using optical flow. The propagation is done through the energy term E_f that enforces consistent labeling of linked superpixels $(p^t, q^{t+1}) \in \mathcal{N}_f^i$ as follows:

$$E_f(x_{p^t}, x_{q^{t+1}}) = \begin{cases} \theta_f \exp\left(\frac{-d(A_{p^t}, A_{q^{t+1}})^2}{2 \langle d(A_{p^t}, A_{q^{t+1}}) \rangle^2}\right) & \text{if } x_{p^t} \neq x_{q^{t+1}}, \\ 0 & \text{otherwise.} \end{cases} \quad (7)$$

In this equation, θ_f will depend on the considered links: in the case of SIFT based links, θ_f is inversely proportional to the descriptor distance between the matched points. Thus, a good matching will constrain the two linked superpixels to have the same label. In the case of optical flow it will be proportional to the estimated flow quality.

4.5. MRF energy and graph construction

Let X be the conjunction of all possible sample and superpixel labels. Our MRF energy can thus be written with the three groups of terms: the intra-view group, the inter-view group with its own multi-view binary and unary terms, and finally the time consistency group with only binary terms between successive instants t and $t + 1$. $\lambda_1, \lambda_2, \lambda_3$ are relative weighing constant parameters. Finding a multi-view segmentation for our set of images, given the set of histograms H_i^B and H_i^F , and the probabilities P_s^f , consists in finding the labeling X minimizing:

$$E(X) = \sum_{t,i} \sum_{(p^t, q^{t+1}) \in \mathcal{N}_f^i} E_f(x_{p^t}, x_{q^{t+1}}) + \sum_{t,i} \left[\sum_{p \in \mathcal{P}_i^t} E_c(x_p) + \lambda_1 \sum_{(p,q) \in \mathcal{N}_n^{i,t}} E_n(x_p, x_q) + \lambda_2 \sum_{(p,q) \in \mathcal{N}_a^{i,t}} E_a(x_p, x_q) \right] + \sum_t \left[\sum_{s \in \mathcal{S}^t} \lambda_3 E_s(x_s) + \sum_{(s,p) \in \mathcal{N}_s^t} E_j(x_s, x_p) + \sum_i \sum_{p \in \mathcal{P}_i^t} E_p(x_p) \right]. \quad (8)$$

The submodularity constraint being satisfied in our model, we can build an s - t graph G where the min-cut will provide the solution to our energy minimization problem. This graph contains the two terminal nodes *source* and *sink*, one node for each superpixel and one node for each 3D sample s . Edges are added between superpixels and samples according to the energy terms previously defined. Fig. 3 shows the resulting graph.

5. Computational approach

Similar to most of state of the art segmentation methods, we adopt an iterative scheme where we alternate between the previous graph cut optimization, and an update of the color models. The common visibility constraint can be used to initialize color models as in [17].

Fig. 5 gives an overview of the whole method. The extraction, description and linking of superpixels is done once, at initialization time. In the iterative process, the unary terms (objectness, superpixel sample projection and silhouette labeling probabilities) computed using the appearance models of the previous iteration. The algorithm converges when no more superpixels are re-labeled from an iteration to another. Superpixel labeling at convergence is used to estimate foreground/background appearance models which are used in a standard graphcut segmentation at pixel level, with unary terms based on appearance and smoothing binary terms using color dissimilarity.

In the case of video segmentation, the same scheme is applied over a sliding window of 5-10 frames. In this situation additional cues can be used, such as considering non-moving regions as background.

Initialization (for each sequence instant)

1. Divide the images into superpixels.
2. Compute descriptors for all the superpixels.
3. Link similar superpixels.
4. Link superpixels from successive frames.
5. Randomly draw 3D sample positions.
6. Initialize background/foreground appearance models.

Iterated steps

7. Compute unary terms of energy from the models.
8. Minimize energy with *s-t* mincut.
9. Update color models from graph cut results.

Finalization

10. Final segmentation: standard graphcut segmentation at pixel level using models derived from superpixel segmentation.

Figure 5. Algorithm overview.

6. Experimental Results

6.1. Experimental protocol

We implemented our approach using publicly available software for superpixel segmentation (SLIC [1]) and using Kolmogorov’s *s-t* mincut implementation [4]. We use superpixel sizes of 30-50 pixels to ensure oversegmentation, obtaining around 2000 superpixels per image. For appearance models, we run K-means on texture and color values, to quantize texture and color into respectively 60 and 150 “words”. The region of interest is computed by keeping only 3D samples in the common visibility domain, i.e. which project inside all views. We randomly generate 100k 3D samples for all tests. The only free parameters in the method, λ_1 , λ_2 and λ_3 were respectively set to 2.0, 4.0 and 0.05 for all datasets. No particular sensitivity was observed to these settings. Initialization of the algorithm was very weak, by setting H_i^F to the statistics of the projection region of the common visibility domain of all views, which is quite large on all datasets, only eliminating about 25% of pixels on outer regions of the image. Background histograms H_i^B are set to the statistics of the known background (outside the projection of visibility domain). Computation time depends on the number of viewpoints and the number of frames. In a static case with 10 viewpoints, each iteration of the algorithm takes less than 10s with our C++ implementation and convergence is reached in less than 10 iterations. Tests were run on a 2.3 GHz Intel i7 pc with 4GB memory.

6.2. Qualitative results

To validate our approach, we run our implementation on a dozen challenging datasets. Note that among the existing literature on the subject, few or no MVOS datasets are made publicly available, making comparisons difficult. We obtained datasets from two state of the art approaches: COUCH, BEAR, CAR, CHAIR1 from [16] which we use

for qualitative and quantitative evaluation, BUSTE from [17] and PLANT¹ which we use for qualitative evaluation.

The figures from 6 to 8 show the results for our methods on the various datasets. We show the graph cut result on superpixels at convergence and the final segmentation at pixel level. We illustrate the resilience of the algorithm in particular with low numbers of viewpoints on all the datasets. Very good results are obtained with only 3 widespread viewpoints (such as Fig.1). This corresponds to a scenario where approaches that need numerous viewpoints, e.g. [16], are likely to fail.




Figure 6. Results on BEAR (3 views), COUCH (3 views), CAR (5 views) and CHAIR (9 views) datasets. First column corresponds to one of the input images. Second and third columns contain respectively superpixel and pixel level segmentation results.



Figure 7. Results on BUSTE dataset with different numbers of views. For the 8 views result, the table is seen by all the views. With 13 views some cameras eliminate parts of the table and it is thus classified as background. Finally with all the views, the black elements in background appear close and similar to the black base. Thus only the head is identified as foreground in this case.

In complex scenarios, such as in Fig. 8, approaches relying only on color [9] fail to segment foreground objects, where our approach benefits from a more complex appearance model. Fig. 7 shows that what is considered as *foreground* object depends on the viewpoints. For the first ex-

¹from <http://vision.in.tum.de/data/datasets/rgbd-dataset>



Figure 8. Results on PLANT dataset (3 views) with qualitative comparison with [9]. Our method benefits from a richer appearance model and also from intra-image consistency constraints.

ample with 8 viewpoints the table is seen by all the views and it is identified as part of the foreground. When adding more viewpoints, the table is no longer entirely seen by all the cameras, and thereby it is segmented as background. Using all the views, many cameras see the black elements in the background very close to the black base. They are then cut out from the foreground and only the statue is left.

6.3. Quantitative and Comparative results

To illustrate the strength of the approach and for the purpose of comparison, we use the same protocol as [16], computing accuracy as the proportion of correctly labeled pixels (Fig. 9). We evaluate here the sensitivity of our approach to the number of viewpoints and the quality of the segmentation result compared to state of the art approaches [9, 16, 25], by randomly picking 10 viewpoint subsets for a given tested number of viewpoints and averaging results.

Clearly Fig. 9 shows that our approach exhibits very little sensitivity to the number of viewpoints and achieves excellent segmentation results even with only 3 widespread viewpoints. Let us emphasize the excellent performance of the algorithm on CAR and CHAIR1 datasets, despite the very low number of viewpoints used and the challenging nature of color ambiguities in the datasets.

The difference of segmentation precision between approaches is mainly due to some difficult color ambiguities in the model, such as shadows that appear consistent both with hypothesis of geometric and photometric cosegmentation methods. In [16], it should be noted that depth information and plane detection significantly help, especially through the identification of the ground plane, which eliminates some ambiguities at the price of requiring more viewpoints for the purpose of obtaining the stereo.

6.4. Video segmentation results

In the case of video sequences, our framework has the ability to propagate multi-view segmentation evidences over time. It also enables to propagate temporal evidences from a given viewpoint to other viewpoints, e.g. static background or moving foreground. They can help resolve local segmentation ambiguities in few views in time or space. In order to demonstrate these principles, we evaluated the approach with two datasets DANCERS and HALF-PIPE from [11] and [12] respectively (more available as supplemen-




Figure 10. Multi-video segmentation results using space and time propagation (middle) vs. space only propagation (right) of information. row 1: DANCERS dataset; rows 2&3: HALF-PIPE dataset. User inputs are shown in blue (fg. region) and red (bg. region)

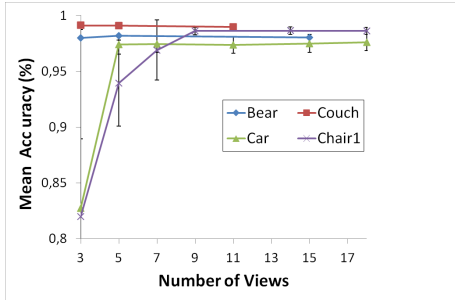
tal material ²). The first consists of 8 cameras in an indoor setup whereas the second is captured with 4 handheld cameras in a challenging outdoor environment. Fig. 10 shows segmentation results with and without temporal consistency. Results on the DANCERS sequence (first row) show how temporal evidences help resolving background ambiguities. This is achieved by taking advantage of pixels with static values when building the background model.

With the HALF-PIPE video dataset (Fig. 10 second and third rows), we experiment propagation in time and space of user inputs. In this dataset, the complex nature of the environment, the handheld cameras in general motion and non-static backgrounds, and the few, widespread viewpoints make the segmentation very challenging. As shown in Fig. 10, specifying ambiguous foreground/background regions with two strokes in a single view (second row, left image) is sufficient to obtain visually satisfying results, This demonstrates that cues in an image can benefit to other images with different viewpoints and at different times.

7. Conclusion

We have presented a new approach to solve the MVOS problem based on iterated joint graph cuts. To our knowledge we propose the first unified solution dealing with intra-view, inter-view, and temporal cues in a multi-view image and video segmentation context, into a single consistent MRF model. The approach is shown to cope with a low number of widespread viewpoints, many times achieving state of the art quality with only three wide baseline views. The algorithm has been demonstrated on very challenging datasets, including MVOS segmentation with videos from four moving handheld cameras. We believe that the framework is a solid basis to explore more complex multi-view

²<http://hal.inria.fr/hal-00873544>



Dataset	Our Method		Kowdle [16]	Djelouah [9]	Vicente [25]
Couch	3 99.1 ± 0.2	11 99.0 ± 0.2	11 99.6 ± 0.1	11 98.8 ± 0.8	not available
Bear	3 98.0 ± 1.0	15 98.0 ± 1.0	15 98.8 ± 0.4	15 98.8 ± 0.4	not available
Car	5 97.4 ± 0.8	44 97.0 ± 0.8	44 98.0 ± 0.7	44 0*	44 91.4 ± 4.3
Chair1	9 98.6 ± 0.3	18 98.6 ± 0.3	18 99.2 ± 0.4	18 88.0 ± 2.0	18 86.9 ± 7.8

(*) Foreground is not identified in this dataset.

Figure 9. Quantitative evaluation of our approach with a static scene. The graph on the left shows performance with respect to the number of images. The table on the right presents comparisons with state-of-the-art approaches (*nb* views, *Accuracy*). Notice that our approach achieves equivalent segmentation results with significantly fewer images than other approaches.

motion models, which we suspect may even further improve segmentation quality in the video MVOS problem context.

References

- [1] R. Achanta, A. Shaji, K. Smith, A. Lucchi, P. Fua, and S. Susstrunk. SLIC Superpixels Compared to State-of-the-art Superpixel Methods. *IEEE PAMI*, 2012.
- [2] X. Bai, J. Wang, D. Simons, and G. Sapiro. Video snapshot: robust video object cutout using localized classifiers. *ACM Trans. Graph.*, 2009.
- [3] D. Batra, A. Kowdle, D. Parikh, J. Luo, and T. Chen. icoseg: Interactive co-segmentation with intelligent scribble guidance. In *CVPR*, 2010.
- [4] Y. Boykov and V. Kolmogorov. An experimental comparison of min-cut/max-flow algorithms for energy minimization in vision. *IEEE PAMI*, 2004.
- [5] I. Budvytis, V. Badrinarayanan, and R. Cipolla. Mixture of trees probabilistic graphical model for video segmentation. In *BMVC'09*.
- [6] N. Campbell, G. Vogiatzis, C. Hernandez, and R. Cipolla. Automatic object segmentation from calibrated images. In *Visual Media Production (CVMP)*, 2011.
- [7] N. D. F. Campbell, G. Vogiatzis, C. Hernández, and R. Cipolla. Automatic 3d object segmentation in multiple views using volumetric graph-cuts. *Image Vision Comput.*, 2010.
- [8] A. Criminisi, G. Cross, A. Blake, and V. Kolmogorov. Bi-layer segmentation of live video. In *CVPR*, 2006.
- [9] A. Djelouah, J.-S. Franco, E. Boyer, F. L. Clerc, and P. Pérez. N-tuple color segmentation for multi-view silhouette extraction. In *ECCV*, 2012.
- [10] B. Goldlücke and M. A. Magnor. Joint 3d-reconstruction and background separation in multiple views using graph cuts. In *CVPR*, 2003.
- [11] J.-Y. Guillemaut and A. Hilton. Joint multi-layer segmentation and reconstruction for free-viewpoint video applications. *IJCV*, 2011.
- [12] N. Hasler, B. Rosenhahn, T. Thormählen, M. Wand, J. Gall, and H. P. Seidel. Markerless motion capture with unsynchronized moving cameras. In *CVPR*, 2009.
- [13] D. S. Hochbaum and V. Singh. An efficient algorithm for co-segmentation. In *ICCV*, 2009.
- [14] A. Joulin, F. R. Bach, and J. Ponce. Discriminative clustering for image co-segmentation. In *CVPR*, 2010.
- [15] K. Kolev, T. Brox, and D. Cremers. Fast joint estimation of silhouettes and dense 3d geometry from multiple images. *IEEE PAMI*, 2011.
- [16] A. Kowdle, S. N. Sinha, and R. Szeliski. Multiple view object cosegmentation using appearance and stereo cues. In *ECCV*, 2012.
- [17] W. Lee, W. Woo, and E. Boyer. Silhouette Segmentation in Multiple Views. *IEEE PAMI*, 2010.
- [18] S. Nobuhara, Y. Tsuda, I. Ohama, and T. Matsuyama. Multi-viewpoint silhouette extraction with 3d context-aware error detection, correction, and shadow suppression. *Information and Media Technologies*, 2009.
- [19] C. Reinbacher, M. Rother, and H. Bischof. Fast variational multi-view segmentation through backprojection of spatial constraints. *Image and Vision Computing*, 2012.
- [20] C. Rother, V. Kolmogorov, and A. Blake. "grabcut": interactive foreground extraction using iterated graph cuts. In *ACM SIGGRAPH*, 2004.
- [21] C. Rother, T. Minka, A. Blake, and V. Kolmogorov. Cosegmentation of image pairs by histogram matching - incorporating a global constraint into mrfs. In *CVPR*, 2006.
- [22] M. Sarim, A. Hilton, J.-Y. Guillemaut, H. Kim, and T. Takai. Wide-baseline multi-view video segmentation for 3d reconstruction. In *3DVP*, 2010.
- [23] N. Snavely, S. M. Seitz, and R. Szeliski. Modeling the world from internet photo collections. *Int. J. Comput. Vision*, 2008.
- [24] M. Sormann, C. Zach, and K. Karner. Graph cut based multiple view segmentation for 3d reconstruction. In *3DPVT*, 2006.
- [25] S. Vicente, C. Rother, and V. Kolmogorov. Object cosegmentation. In *CVPR*, 2011.
- [26] J. Wang, P. Bhat, R. A. Colburn, M. Agrawala, and M. F. Cohen. Interactive video cutout. *ACM Trans. Graph.*, 2005.
- [27] T. Wang and J. P. Collomosse. Probabilistic motion diffusion of labeling priors for coherent video segmentation. *IEEE Transactions on Multimedia*, 2012.
- [28] J. Xiao, J. Wang, P. Tan, and L. Quan. Joint affinity propagation for multiple view segmentation. In *ICCV*, 2007.
- [29] G. Zeng and L. Quan. Silhouette extraction from multiple images of an unknown background. In *ACCV*, 2004.