



HAL
open science

Mathematical and numerical modelling of piezoelectric sensors

Sébastien Imperiale, Patrick Joly

► **To cite this version:**

Sébastien Imperiale, Patrick Joly. Mathematical and numerical modelling of piezoelectric sensors. ESAIM: Mathematical Modelling and Numerical Analysis, 2012. hal-00869631

HAL Id: hal-00869631

<https://inria.hal.science/hal-00869631>

Submitted on 3 Oct 2013

HAL is a multi-disciplinary open access archive for the deposit and dissemination of scientific research documents, whether they are published or not. The documents may come from teaching and research institutions in France or abroad, or from public or private research centers.

L'archive ouverte pluridisciplinaire **HAL**, est destinée au dépôt et à la diffusion de documents scientifiques de niveau recherche, publiés ou non, émanant des établissements d'enseignement et de recherche français ou étrangers, des laboratoires publics ou privés.

MATHEMATICAL AND NUMERICAL MODELLING OF PIEZOELECTRIC SENSORS

S. IMPERIALE¹ AND P. JOLY²

Abstract. The present work aims at proposing a rigorous analysis of the mathematical and numerical modelling of ultrasonic piezoelectric sensors. This includes the well-posedness of the final model, the rigorous justification of the underlying approximation and the design and analysis of numerical methods. More precisely, we first justify mathematically the classical quasi-static approximation that reduces the electric unknowns to a scalar electric potential. We next justify the reduction of the computation of this electric potential to the piezoelectric domains only. Particular attention is devoted to the different boundary conditions used to model the emission and reception regimes of the sensor. Finally, an energy preserving finite element / finite difference numerical scheme is developed; its stability is analyzed and numerical results are presented.

Résumé. ...

1991 Mathematics Subject Classification. 35L05, 35A35, 73R05, 35A40.

The dates will be set by the publisher.

INTRODUCTION

The present work has been achieved in the framework of a collaboration between the laboratory LIST of CEA Saclay and the Project Team POEMS which is common to INRIA, ENSTA and CNRS (UMR 7231), and motivated by an important application : non destructive testing by ultra-sound. The laboratory LIST is specialized in various aspects of non destructive testing, from both experimental and theoretical aspects, which includes numerical simulation which has now become a fundamental tool to understand and analyze the result of a non destructive testing experiment. The propagation of ultra-sonic elastic waves is often used to investigate the presence of defects in any manufactured item. In particular it is used for detecting defects (we mean a local heterogeneity, a geometrical imperfection, a crack, ...) inside metallic objects. As a fundamental and illustrative industrial application, we can cite the inspection of nuclear reactors.

Of course, to construct a reliable and efficient simulation tool in ultra-sonic non destructive testing, it is important to master the numerical simulation of elastic waves, for instance efficient discretization techniques for solving elastodynamic equations in a very general context : heterogeneous, anisotropic elastic (possibly viscoelastic) media. Nowadays, there are many satisfactory highly accurate numerical methods for the resolution of elastodynamic equations. In particular, at Project POEMS, we have intensively developed the technique

Keywords and phrases: Piezoelectricity, quasi-static approximation, ultrasonic sensors

¹ CEA, List, Saclay, FRANCE, INRIA Rocquencourt, POEMS, Le Chesnay, FRANCE

² INRIA Rocquencourt, POEMS, Le Chesnay, FRANCE

of spectral finite elements (with Gauss-Lobatto numerical integration) on general quadrilateral (in 2D) or hexahedral (in 3D) meshes (see [1,2]). These methods offer very good performance in terms of accuracy as well as computational efficiency and we have “naturally chosen” to use this method as the basic numerical tool for the “purely elastic part” of the modelling problem. It is important also to be able to deal with unbounded propagation media : of course, real objects are not unbounded but very often, one uses ultra-sound to investigate locally such a structure, namely in a domain which is small with respect to the size of the object which can then be seen as unbounded at this scale. Even though some important questions remain open from this point of view, in particular the treatment of some anisotropic media, the technique of perfectly matched layers offers a very satisfactory solution in most realistic applications.

A more challenging issue, which is more precisely the object of the present paper, is the mathematical and numerical modeling of the generation of ultra-sound, which is done by using special devices called piezoelectric transducers or sensors. These transducers are (partly) made of piezo-electric materials, namely elastic materials which have the astonishing property of “transforming” elastic waves (via the internal deformations they induce) into electromagnetic fields and related electric currents (the electric currents are the quantities that can be controlled and / or recorded), and reciprocally. As a consequence, such devices are used both for the generation of ultra-sound via an electric generator (this is the emission process) and for the recording of the electric currents associated to the “echos” i.e. the elastic waves reflected into the elastic medium, in particular by the possible defects. In more detail, piezoelectric sensors incorporate a periodic array of piezoelectric bars embedded in an elastic matrix and are in contact with the object under investigation. In the emission process, the piezoelectric bars can be energized (electrically) more or less independently from one another, which allows some flexibility in the nature of the wave that is sent in the elastic medium.

The numerical simulation of such devices is not a trivial issue. The first difficulty is the intrinsic complexity of the mathematical model that describes the behavior of piezoelectric models. The equations of piezoelectricity couple the equations of elastodynamics with Maxwell’s equations. In the time dependent regime, an immediate and obvious difficulty is linked to the fact that the propagation velocity of elastic waves is by several orders of magnitude smaller than the speed of light which induces in the same model the co-existence of very different time and space scales that are almost impossible to tackle via a pure numerical approach. That is why a simplified (with respect to the numerical approximation) approximate model is required : this is the so-called quasi-static piezoelectric model, that is presented in many books of physics or publications (see [3–5]), very often with an argument which is difficult to understand for a mathematician. In this model, the electromagnetic unknowns (originally the electric and magnetic fields) are reduced to a scalar electric potential which is coupled to the displacement field in a mixed elliptic - hyperbolic system of equations in which the speed of light is considered as infinite.

Many engineers have proposed numerical approaches to the numerical modeling of piezoelectric sensors ([6–9] and more particularly [10] which is more in the spirit of the present work). However, we did not find in the literature of applied mathematics any serious work (including the well-posedness of the final model, the rigorous justification of the underlying approximation and the design and analysis of numerical methods) in this direction for time dependent problem (see [11] for a mathematical analysis of general frequency dependent piezoelectric problems or [12] for the analysis of non-linear time dependent problems). The present work aims at proposing, at least partly, such an approach. To be more precise, the emphasis will be put on the following points which covers both mathematical modeling and numerical approximations issues:

- We justify rigorously the quasi-static approximation with error estimates. This is the topic of section 2.
- In section 3.1 we justify the fact that the effective computations of the electric potential, a priori defined in the whole space, can be reduced to the piezoelectric domain, by exploiting the strong contrast of dielectric permittivity between the piezoelectric domain and the elastic medium.

- In section 3.2 we propose a modelling of the emission and reception processes via appropriate (non local) boundary conditions along the (very thin) electrodes attached to the piezoelectric sensors and establish the well-posedness of the fully coupled problem.
- In section 4 we present a space and time discretization procedure that is compatible with the use of spectral finite elements and whose stability is guaranteed theoretically.
- We present in section 5 numerical computations corresponding to “realistic” situations.

1. PRELIMINARY NOTATION.

First we recap the notation used in [13] chap. 3, for writing the equations of elastodynamics and additional ones needed for the equations of piezoelectricity. The euclidean scalar product in \mathbb{R}^3 will be denoted

$$u \cdot v = \sum_{i=1}^3 u_i v_i \quad \forall (u, v) \in \mathbb{R}^3 \times \mathbb{R}^3. \quad (1)$$

A second order tensor is a linear mapping from \mathbb{R}^3 into itself, $\varepsilon = (\varepsilon_{ij}) \in \mathcal{L}(\mathbb{R}^3)$. In $\mathcal{L}(\mathbb{R}^3)$, we define the scalar product

$$\sigma : \varepsilon = \sum_{i,j=1}^3 \sigma_{ij} \varepsilon_{ij}, \quad \forall (\sigma, \varepsilon) \in \mathcal{L}(\mathbb{R}^3) \times \mathcal{L}(\mathbb{R}^3). \quad (2)$$

In the following, we shall use for simplicity the same notation $|\cdot|$ for denoting the norms associated to both inner products (1) and (2). In principle the context in which this notation will be used will eliminate any ambiguity.

The space of linear mappings from $\mathcal{L}(\mathbb{R}^3)$ into itself is denoted $\mathcal{L}^2(\mathbb{R}^3)$. Any element of $\mathcal{L}^2(\mathbb{R}^3)$ is associated to a fourth order tensor $\mathbf{C} = (\mathbf{C}_{ijkl})$ such that

$$(\mathbf{C}\varepsilon)_{ij} = \sum_{k,l=1}^3 \mathbf{C}_{ijkl} \varepsilon_{kl}.$$

To write the equations of piezoelectricity, we must introduce the space $\mathcal{L}(\mathbb{R}^3, \mathcal{L}(\mathbb{R}^3))$ of linear mappings from \mathbb{R}^3 into $\mathcal{L}(\mathbb{R}^3)$ that transform vectors into second order tensors. They are associated with three indices tensors $\mathbf{d} = (\mathbf{d}_{kij})$ such that

$$(\mathbf{d}u)_{ij} = \sum_{k=1}^3 \mathbf{d}_{kij} u_k.$$

The transpose of \mathbf{d} , with respect to the inner products (1) and (2), namely \mathbf{d}^T , is the element of $\mathcal{L}(\mathcal{L}(\mathbb{R}^3), \mathbb{R}^3)$ (i. e. it transforms second order tensors into vectors) defined by

$$(\mathbf{d}^T\varepsilon)_k = \sum_{i,j=1}^3 \mathbf{d}_{kij} \varepsilon_{ij}.$$

Also we shall use the notation $\operatorname{div} u$ for the scalar divergence of a vector field defined in \mathbb{R}^3 into \mathbb{R} and the notation $\operatorname{div}\sigma$ for the vectorial divergence of a tensor field $\sigma : \mathcal{L}(\mathbb{R}^3) \rightarrow \mathbb{R}^3$. Let us recall that

$$(\operatorname{div}\sigma)_i = \operatorname{div}(\sigma_i),$$

if σ_i denotes the i^{th} line vector of σ .

2. PIEZOELECTRICITY AND THE QUASI-STATIC APPROXIMATION

2.1. The equations of piezoelectricity

2.1.1. The full equations

Even though this will not always be mentioned explicitly, all the unknowns in our model are functions of the position variable $x = (x_1, x_2, x_3) \in \mathbb{R}^3$ and the time $t > 0$. In what follows, the piezoelectric material is supposed to occupy a bounded domain $\Omega_S \subset \mathbb{R}^3$ (S for solid). Therefore, all the “elastic unknowns” (displacements, deformations, stresses) will be defined for $x \in \Omega_S$ only while the “electric unknowns” (magnetic and electric fields) will be defined in the whole space.

As already mentioned, the equations of piezoelectricity result from a coupling with linear Maxwell’s equations and linear elastodynamic equations. We start with the classical Maxwell linear equations

$$\mu \frac{\partial}{\partial t} H + \nabla \times E = m, \quad \frac{\partial}{\partial t} D - \nabla \times H = j, \quad x \in \mathbb{R}^3, \quad t > 0. \quad (3)$$

Here the vector-valued unknowns are the magnetic field H , the electric displacement D and the electric field E . The data $\mu = \mu(x) \in \mathcal{L}(\mathbb{R}^3)$ is the (tensor) magnetic permeability of the medium, which is a measurable function of x that satisfies the usual symmetry, boundedness and uniform coercivity properties (with $0 < \mu_- \leq \mu_+ < +\infty$):

$$\text{a. e. } x \in \mathbb{R}^3, \quad \mu_{ij}(x) = \mu_{ji}(x), \quad \text{and} \quad \mu_- |u|^2 \leq \mu(x) u \cdot u \leq \mu_+ |u|^2, \quad \forall u \in \mathbb{R}^3. \quad (4)$$

For the sake of generality, we have included volume sources, namely the vector fields $j = j(x, t)$ (an imposed electric current density) and $m = m(x, t)$ (an imposed magnetic current density).

The propagation of elastic waves obey the fundamental law of continuum mechanics, namely

$$\rho \frac{\partial^2}{\partial t^2} u - \mathbf{div} \sigma = f, \quad x \in \mathbb{R}^3, \quad t > 0, \quad (5)$$

where the vector valued unknown u represents the displacement of solid particles and the tensor valued unknown σ represents the stress tensor at each point of the solid body. Let us recall that this tensor is symmetric

$$\text{a. e. } x \in \mathbb{R}^3, \quad \sigma_{ij}(x, t) = \sigma_{ji}(x, t), \quad 1 \leq i, j \leq 3, \quad t > 0. \quad (6)$$

The data $\rho = \rho(x)$ is the density of the material. It is a real valued measurable function satisfying:

$$\text{a. e. } x \in \Omega_S, \quad 0 < \rho_- \leq \rho(x) \leq \rho_+ < +\infty. \quad (7)$$

The vector field $f = f(x, t)$ is a (given) volumic density of sources.

To complete equations (3) and (5), we need to make precise the constitutive laws that govern the behavior of the material by expressing how the electric displacement D and the stress tensor σ are related to the displacement field u and the electric field E . In the context of linear piezoelectricity, we have

$$D = \epsilon E + \mathbf{d}^T e(u), \quad \sigma = \mathbf{C} e(u) - \mathbf{d} E, \quad t > 0, \quad (8)$$

where, under the usual assumption of small deformations, $e(u) = (e_{ij}(u))$ is the linearized deformation tensor defined by

$$e_{ij}(u) = \frac{1}{2} \left(\frac{\partial}{\partial x_i} u_j + \frac{\partial}{\partial x_j} u_i \right), \quad 1 \leq i, j \leq 3.$$

In (8), $\mathbf{C} = \mathbf{C}(x) \equiv (\mathbf{C}_{ijkl}(x))$ (respectively $\mathbf{d} = \mathbf{d}(x) \equiv (\mathbf{d}_{kij}(x))$) is a function with values in $\mathcal{L}^2(\mathbb{R}^3)$ (respectively in $\mathcal{L}(\mathbb{R}^3, \mathcal{L}(\mathbb{R}^3))$) called the elasticity tensor (respectively the piezoelectric tensor). By convention

$$\mathbf{C}(x) = 0 \quad \text{and} \quad \mathbf{d}(x) = 0, \quad \text{if } x \notin \Omega_S.$$

The elasticity tensor $\mathbf{C} = \mathbf{C}(x)$ satisfies the usual symmetry, boundedness and uniform coercivity properties (with $0 < \mathbf{C}_- \leq \mathbf{C}_+ < +\infty$):

$$\text{a. e. } x \in \Omega_S, \quad \mathbf{C}_{ijkl}(x) = \mathbf{C}_{jikl}(x) = \mathbf{C}_{klij}(x) \quad \text{and} \quad \mathbf{C}_- |\varepsilon|^2 \leq \mathbf{C}(x) \varepsilon \cdot \varepsilon \leq \mathbf{C}_+ |\varepsilon|^2, \quad \forall \varepsilon \in \mathcal{L}(\mathbb{R}^3). \quad (9)$$

The piezoelectric tensor $\mathbf{d}(x)$ satisfies the following symmetry properties (that ensure the symmetry of the stress tensor σ):

$$\text{a. e. } x \in \Omega_S, \quad \mathbf{d}_{kij}(x) = \mathbf{d}_{kji}(x). \quad (10)$$

Finally $\epsilon = \epsilon(x) \in \mathcal{L}(\mathbb{R}^3)$ is the dielectric permittivity of the medium, which is a measurable function of x that satisfies the usual symmetry, boundedness and uniform coercivity properties (with $0 < \epsilon_- \leq \epsilon_+ < +\infty$):

$$\text{a. e. } x \in \mathbb{R}^3, \quad \epsilon_{ij}(x) = \epsilon_{ji}(x) \quad \text{and} \quad \epsilon_- |u|^2 \leq \epsilon(x) u \cdot u \leq \epsilon_+ |u|^2, \quad \forall u \in \mathbb{R}^3. \quad (11)$$

Eliminating D and σ in function of E and u using (8), one finally derive the equations of piezoelectricity as a system of partial differential equations in (E, H, u) :

$$\begin{cases} \mu \frac{\partial}{\partial t} H + \nabla \times E = m, & x \in \mathbb{R}^3, \quad t > 0, \\ \epsilon \frac{\partial}{\partial t} E - \nabla \times H + \frac{\partial}{\partial t} \mathbf{d}^T e(u) = j, & x \in \mathbb{R}^3, \quad t > 0, \\ \rho \frac{\partial^2}{\partial t^2} u - \operatorname{div} \mathbf{C} e(u) + \operatorname{div} \mathbf{d} E = f, & x \in \Omega_S, \quad t > 0. \end{cases} \quad (12)$$

Of course, to get a well defined initial boundary value problem, (12) must be completed with initial conditions

$$E(x, 0) = E^0(x), \quad H(x, 0) = H^0(x), \quad x \in \mathbb{R}^3, \quad u(x, 0) = u^0(x), \quad \frac{\partial}{\partial t} u(x, 0) = u^1(x), \quad x \in \Omega_S, \quad (13)$$

and by a boundary condition on $\partial\Omega_S$ relative to the displacement field u , for instance the free boundary condition (the most usual one)

$$\sigma \cdot \mathbf{n} := (\mathbf{C} e(u) - (\mathbf{d} E)) \cdot \mathbf{n} = 0, \quad x \in \partial\Omega_S, \quad (14)$$

where \mathbf{n} denotes the unit normal vector to $\partial\Omega_S$, outgoing with respect to Ω_S .

Remark 2.1. For more generality, we could consider a non zero right hand side in (14), which would correspond to an imposed surfacic force density. One could also consider that one part of $\partial\Omega_S$ is clamped, that is to say that, along one part of $\partial\Omega_S$, (14) would be replaced by the Dirichlet condition $u = 0$.

The mathematical theory of the initial boundary value problem (12,13,14) is rather straightforward. First, it is not difficult to check that, thanks to assumptions (4,7,9,10,11), this system is of hyperbolic nature. Next, one can easily derive a (formal) energy identity satisfied by any (smooth enough) solution of (12). Defining the total energy as the sum of the electromagnetic energy and the mechanical energy

$$\mathcal{E}(t) = \mathcal{E}_{el}(t) + \mathcal{E}_{me}(t), \quad (15)$$

$$\mathcal{E}_{el}(t) = \frac{1}{2} \int_{\mathbb{R}^3} (\epsilon |E|^2 + \mu |H|^2) dx, \quad \mathcal{E}_{me}(t) = \frac{1}{2} \int_{\Omega_S} \left(\rho \left| \frac{\partial}{\partial t} u \right|^2 + \mathbf{C} e(u) : e(u) \right) dx, \quad (16)$$

one easily derive by the usual technique (the details are left to the reader) the energy identity

$$\frac{d}{dt} \mathcal{E}(t) = \int_{\mathbb{R}^3} (j \cdot E + m \cdot H) dx + \int_{\Omega_S} f \cdot \frac{\partial}{\partial t} u dx, \quad (17)$$

which leads, via Gronwall's lemma, to a priori estimates that constitute the basis of the existence and uniqueness theory, namely

$$\mathcal{E}(t)^{\frac{1}{2}} \leq \mathcal{E}(0)^{\frac{1}{2}} + \int_0^t \left(\int_{\mathbb{R}^3} |\epsilon^{-\frac{1}{2}} j(\cdot, s)|^2 + |\mu^{-\frac{1}{2}} m(\cdot, s)|^2 dx + \int_{\Omega_S} \rho^{-1} |f(\cdot, s)|^2 dx \right)^{\frac{1}{2}} ds. \quad (18)$$

More precisely, the problem (12,13,14) can easily be put in the framework of Hille-Yosida's theory and this is a simple exercise on the use of this theory to obtain the following theorem:

Theorem 2.1. *Assume that the initial data have the following regularity*

$$(E_0, H_0) \in H(\text{rot}, \mathbb{R}^3) \times H(\text{rot}, \mathbb{R}^3) \quad (u_0, u_1) \in H^1(\Omega_S)^3 \times H^1(\Omega_S)^3, \quad (19)$$

$$\mathbf{div} \mathbf{C} e(u_0) - \mathbf{div} \mathbf{d} E_0 \in L^2(\Omega_S)^3, \quad (20)$$

and that the source terms satisfy

$$m \in C^0(\mathbb{R}^+; L^2(\mathbb{R}^3)^3), \quad j \in C^0(\mathbb{R}^+; L^2(\mathbb{R}^3)^3), \quad f \in C^1(\mathbb{R}^+; L^2(\Omega_S)^3). \quad (21)$$

Then the problem (12,13,14) admits a unique strong solution (E, H, u) satisfying

$$\begin{cases} E \in C^1(\mathbb{R}^+; L^2(\mathbb{R}^3)^3) \cap C^0(\mathbb{R}^+; H(\text{rot}, \mathbb{R}^3)), \\ H \in C^1(\mathbb{R}^+; L^2(\mathbb{R}^3)^3) \cap C^0(\mathbb{R}^+; H(\text{rot}, \mathbb{R}^3)), \\ u \in C^2(\mathbb{R}^+; L^2(\Omega_S)^3) \cap C^1(\mathbb{R}^+; H^1(\Omega_S)^3). \end{cases} \quad (22)$$

2.2. The quasi-static piezoelectric equations and their mathematical justification

2.2.1. Quasi-static piezoelectric equations

If one tries to solve numerically the problem (12), one has to deal with two wave propagation phenomena with completely different velocities. Indeed the full piezoelectric equations couple an electromagnetic propagation ($> 10^8$ m/s) with an elastodynamic propagation ($< 10^4$ m/s). To handle this problem physicists have introduced the quasi static approximation ([3,4]). It consists to consider that the electric field derives from a scalar electric potential φ , namely that

$$E = -\nabla\varphi. \quad (23)$$

Substituting such an equality in the last two equations of (12) gives

$$\begin{cases} \epsilon \frac{\partial}{\partial t} \nabla\varphi + \nabla \times H - \frac{\partial}{\partial t} \mathbf{d}^T e(u) = -j, & x \in \mathbb{R}^3, \quad t > 0, \\ \rho \frac{\partial^2}{\partial t^2} u - \mathbf{div} \mathbf{C} e(u) - \mathbf{div} \mathbf{d} \nabla\varphi = f, & x \in \Omega_S, \quad t > 0. \end{cases}$$

We can eliminate the magnetic field (which does not appear in the second equation) by taking the divergence of the first equation. After integration in time, setting

$$J(x, t) = - \int_0^t j(x, s) ds$$

we obtain the quasi-static piezoelectric model, as it can be found in many book of physics,

$$\begin{cases} \operatorname{div}(\epsilon \nabla \varphi) - \operatorname{div}(\mathbf{d}^T e(u)) = \operatorname{div}(J + \epsilon E_0 - \mathbf{d}^T e(u_0)), & x \in \mathbb{R}^3, \quad t > 0, \\ \rho \frac{\partial^2}{\partial t^2} u - \operatorname{div} \mathbf{C} e(u) - \operatorname{div} \mathbf{d} \nabla \varphi = f, & x \in \Omega_S, \quad t > 0. \end{cases} \quad (24)$$

which can be seen as the coupling between an elliptic equation for the electric potential (the first equation in (24), u contributing to the source term) with an hyperbolic system for the displacement field u (the second equation in (24), φ contributing to the source term).

To complete (24), we only need initial conditions for the displacement field:

$$u(x, 0) = u_0(x), \quad \frac{\partial}{\partial t} u(x, 0) = u_1(x) \quad (25)$$

and the free boundary condition which becomes (cf. (14) and (23))

$$(\mathbf{C} e(u) - (\mathbf{d} \nabla \varphi)) \mathbf{n} = 0 \quad x \in \partial \Omega_S. \quad (26)$$

The existence and uniqueness theory of (24, 25, 26) is again rather straightforward. We simply need to work in the functional framework adapted to the electrostatic part of the problem, i.e. to the resolution of the (generalized) Laplace equation in \mathbb{R}^3 .

That is why we introduce the Beppo-Levi space

$$W^1(\mathbb{R}^3) = \left\{ \psi \in H_{loc}^1(\mathbb{R}^3) / \frac{\psi}{(1 + |x|^2)^{\frac{1}{2}}} \in L^2(\mathbb{R}^3), \nabla \psi \in L^2(\mathbb{R}^3)^3 \right\}, \quad (27)$$

equipped with its natural Hilbert space norm,

$$\|\psi\|_{W^1(\mathbb{R}^3)}^2 = \int_{\mathbb{R}^3} \frac{|\psi|^2}{1 + |x|^2} dx + \int_{\mathbb{R}^3} |\nabla \psi|^2 dx \quad (28)$$

and the associated quotient space (introduced to take into account that the electric potential is only defined up to an additive constant)

$$\mathbf{W} = W^1(\mathbb{R}^3)/\mathbb{R}. \quad (29)$$

Thanks to Hardy's inequality, we can equip \mathbf{W} with the following (adapted) Hilbert space norm

$$\|\psi\|_{\mathbf{W}}^2 := \int_{\mathbb{R}^3} (\epsilon \nabla \psi, \nabla \psi) dx. \quad (30)$$

Theorem 2.2. *Assuming that*

$$(u_0, u_1) \in H^1(\Omega_S)^3 \times L^2(\Omega_S)^3, \quad E_0 \in L^2(\mathbb{R}^3)^3$$

and

$$f \in C^1(\mathbb{R}^+; L^2(\Omega_S)^3), \quad J \in C^0(\mathbb{R}^+; L^2(\mathbb{R}^3)^3)$$

the problem (24, 25, 26) admits a unique strong solution (φ, u) such that

$$\varphi \in C^1(\mathbb{R}^+; \mathbf{W}(\mathbb{R}^3)/\mathbb{R}) \quad u \in C^2(\mathbb{R}^+; L^2(\Omega_S)^3) \cap C^1(\mathbb{R}^+; H^1(\Omega_S)^3) \quad (31)$$

Proof. We give the main steps of the proof (the details will be left to the reader) which we find instructive to analyze qualitatively the piezoelectric effects (see the paragraph which follows this proof) and motivates the numerical method that we shall propose later.

We first give a weak form (or variational formulation) of (24, 25, 26). Let us set $\mathbf{V} = H^1(\Omega_S)^3$ and introduce the continuous bilinear form defined on $\mathbf{V} \times \mathbf{W}$ by

$$b(v, \psi) := \int_{\Omega_S} e(u) : \mathbf{d}\nabla\psi \, dx \equiv \int_{\Omega_S} \mathbf{d}^T e(u) \cdot \nabla\psi \, dx, \quad \forall (v, \psi) \in \mathbf{V} \times \mathbf{W}. \quad (32)$$

We also define the positive symmetric and continuous bilinear form in \mathbf{V}

$$a(u, v) = \int_{\mathbb{R}^3} \mathbf{C} e(u) : e(v) \, dx, \quad \forall (u, v) \in \mathbf{V} \times \mathbf{V}. \quad (33)$$

Finally, we consider the (weighted) L^2 inner product in $\mathbf{H} := L^2(\Omega_S)^3 \subset \mathbf{V}$ (with \mathbf{H} dense in \mathbf{V})

$$(u, v)_{\mathbf{H}} = \int_{\mathbb{R}^3} \rho u \cdot v \, dx, \quad \forall (u, v) \in \mathbf{H} \times \mathbf{H}.$$

Solving amounts to find $u : \mathbb{R}^+ \rightarrow \mathbf{V}$ and $\varphi : \mathbb{R}^+ \rightarrow \mathbf{W}$ such that

$$\begin{cases} (\varphi(t), \psi)_{\mathbf{W}} - b(u(t), \psi) = \langle L(t), \psi \rangle, & \forall \psi \in \mathbf{W}, \\ \frac{d^2}{dt^2} (u(t), v)_{\mathbf{H}} + a(u(t), v) + b(v, \varphi(t)) = \langle F(t), v \rangle, & \forall v \in \mathbf{V}, \\ u(0) = u_0, \quad \frac{du}{dt}(0) = u_1, \end{cases} \quad (34)$$

where $L(t)$ and $F(t)$ are linear forms on \mathbf{W} and \mathbf{V} respectively, defined by

$$\langle L(t), \psi \rangle = \int_{\mathbb{R}^3} (J(t) + \epsilon E_0 - \mathbf{d}^T e(u_0)) \cdot \nabla\psi \, dx, \quad \forall \psi \in \mathbf{W}, \quad \langle F(t), v \rangle = \int_{\Omega_S} f(t) \cdot v \, dx, \quad \forall v \in \mathbf{V}.$$

Next, we eliminate φ to get an evolution equation for u only. To do so, we use Riesz' theorem to introduce the operator $\mathbf{B} \in \mathcal{L}(\mathbf{W}, \mathbf{V})$ and $\mathbf{L}(t) \in \mathbf{V}$ such that

$$b(v, \psi) := (\mathbf{B}v, \psi)_{\mathbf{W}} \quad \forall (v, \psi) \in \mathbf{V} \times \mathbf{W}, \quad \langle L(t), \psi \rangle = (\mathbf{L}(t), \psi), \quad \forall \psi \in \mathbf{W}.$$

The first equation of (34) gives simply

$$\varphi(t) = \mathbf{B}u(t) + \mathbf{L}(t).$$

that we can substitute into the second equation of (34) to see that u is solution of the evolution problem

$$\begin{cases} \frac{d^2}{dt^2} (u(t), v)_{\mathbf{H}} + a^*(u(t), v) = \langle F(t), v \rangle - b(v, \mathbf{L}(t)), & \forall v \in \mathbf{W}, \\ u(0) = u_0, \quad \frac{du}{dt}(0) = u_1. \end{cases} \quad (35)$$

where $a^*(\cdot, \cdot)$ is the symmetric positive (even coercive thanks to Korn's inequality) and continuous bilinear form defined on \mathbf{V} by

$$a^*(u, v) = a(u, v) + (\mathbf{B}u, \mathbf{B}v)_{\mathbf{V}}, \quad \forall (u, v) \in \mathbf{V} \times \mathbf{V}. \quad (36)$$

We have now put our problem in a classical abstract framework. we can for instance apply Hille-Yosida's theory by introducing the positive unbounded selfadjoint operator \mathbf{A}^* in \mathbf{H} defined by

$$D(\mathbf{A}^*) = \left\{ u \in \mathbf{V} / \exists C(u) > 0 \text{ such that } |a^*(u, v)| \leq C(u) \|v\|_{\mathbf{H}}, \quad \forall v \in \mathbf{V} \right\},$$

$$\forall u \in D(\mathbf{A}^*), \quad \mathbf{A}^*u \in \mathbf{H} \text{ is defined by } (\mathbf{A}^*u, v)_{\mathbf{H}} = a^*(u, v), \quad \forall v \in \mathbf{V}.$$

then (34) is equivalent to the abstract evolution equation in \mathbf{H} :

$$\frac{d^2u}{dt^2} + \mathbf{A}^*u = g(t), \quad u(0) = u_0, \quad \frac{du}{dt}(0) = u_1,$$

where $g(t) \in C^1(\mathbb{R}^+; \mathbf{H})$ (we omit the details). Then, the existence and uniqueness result is a direct consequence of Hille-Yosida's theorem, after checking that

$$D(\mathbf{A}^*) = \left\{ u \in H^1(\Omega_S)^3 / \operatorname{div}(\mathbf{C}e(u) + \mathbf{d}\nabla\varphi(u)) \in L^2(\Omega_S)^3, (\mathbf{C}e(u) - (\mathbf{d}\nabla\varphi(u))) \mathbf{n} = 0, \quad x \in \partial\Omega_S \right\},$$

where $\varphi(u) \in W^1(\mathbb{R}^3)/\mathbb{R}$ is defined as the unique solution of the generalized Laplace problem

$$\operatorname{div}(\epsilon\nabla\varphi(u)) = \operatorname{div}(\mathbf{d}^T e(u)) + \operatorname{div}(J + \epsilon E_0 - \mathbf{d}^T e(u_0)) \quad x \in \mathbb{R}^3. \quad (37)$$

□

Looking at (35) and (36), we see that, if one reduces the problem to the displacement field u , passing from the pure elastic case to the piezoelectric amounts essentially to replace the classical elastic stiffness bilinear form $a(u, v)$ by the augmented stiffness bilinear form $a^*(u, v)$, the electric effects being represented by the additional term $(\mathbf{B}u, \mathbf{B}v)_{\mathbf{V}}$. Note however that this term is a non local one since the operator \mathbf{B} can be reinterpreted as

$$\mathbf{B}u = \varphi(u) \quad \text{where } \varphi(u) \in W^1(\mathbb{R}^3)/\mathbb{R} \text{ is the unique solution of (37)}. \quad (38)$$

As a consequence, the solutions of (24) propagate with infinite propagation velocity, which reflects the fact that the speed of light has been considered as infinite in Maxwell's equations.

As for the full model, there is a natural energy associated to (24)

$$\mathcal{E}_{qs}(t) = \frac{1}{2} \int_{\mathbb{R}^3} |\epsilon^{\frac{1}{2}} \nabla\varphi|^2 dx + \frac{1}{2} \int_{\Omega_S} \left(\rho \left| \frac{\partial}{\partial t} u \right|^2 + \mathbf{C} e(u) : e(u) \right) dx, \quad (39)$$

that satisfies the identity

$$\frac{d}{dt} \mathcal{E}_{qs}(t) = - \int_{\mathbb{R}^3} j \cdot \nabla\varphi dx + \int_{\Omega_S} f \cdot \frac{\partial}{\partial t} u dx, \quad (40)$$

which leads to the a priori estimate

$$\mathcal{E}_{qs}(t)^{\frac{1}{2}} \leq \mathcal{E}_{qs}(0)^{\frac{1}{2}} + \int_0^T \left(\int_{\mathbb{R}^3} |\epsilon^{-\frac{1}{2}} j(\cdot, s)|^2 dx + \int_{\Omega_S} \rho^{-1} |f(\cdot, s)|^2 dx \right)^{\frac{1}{2}} ds. \quad (41)$$

2.2.2. Non-dimensionalization of the equations and formal derivation of the quasi-static model

In this section we are going to show how one can formally derive (34) from (12) without invoking physical intuition. For this, it is useful to work with dimensionless unknowns, dimensionless variables and dimensionless coefficients. That is why we introduce reference time and length scales L and T , to be fixed later, and rewrite the unknowns (E, H, u) of (12) as

$$E(x, t) = E^* E_r\left(\frac{x}{L}, \frac{t}{T}\right), \quad H(x, t) = H^* H_r\left(\frac{x}{L}, \frac{t}{T}\right), \quad u(x, t) = L u_r\left(\frac{x}{L}, \frac{t}{T}\right), \quad (42)$$

where the subscript r refers to non-dimensionalized (or relative) quantities. We have used the length L to non-dimensionalize the displacement field u . The scalar quantities $E^* > 0$ and $H^* > 0$, used to scale E and H , are respectively homogeneous to an electric and magnetic field : they will be fixed later.

We shall also work with relative coefficients. For the electric unknowns we shall write, as usual,

$$\epsilon(x) = \epsilon_0 \epsilon_r\left(\frac{x}{L}\right), \quad \mu(x) = \mu_0 \mu_r\left(\frac{x}{L}\right), \quad (43)$$

where ϵ_0 and μ_0 are respectively the electric permittivity and the magnetic permeability in the vacuum and ϵ_r and μ_r are the (dimensionless) relative electric permittivity and the magnetic permeability. Let us recall that the speed of light is defined by

$$c_0 = (\epsilon_0 \mu_0)^{-\frac{1}{2}}. \quad (44)$$

For the elastic unknowns, it is useful to introduce, for each $x \in \Omega_S$ and unit vector ν ($|\nu| = 1$) the (strictly positive) eigenvalues $\{\lambda_j(x, \nu), j = 1, 2, 3\}$ of the tensor $\mathbf{C}(x)\nu$ so that the quantities

$$V_j(x, \nu) := \left(\frac{\lambda_j(x, \nu)}{\rho(x)}\right)^{\frac{1}{2}}, \quad 1 \leq j \leq 3,$$

represent (locally) the velocities of elastic plane waves, more precisely, these are the phase velocities of the plane waves that would propagate in the direction ν in a homogeneous medium whose density and elasticity tensor would be equal to $\rho(x)$ and $\mathbf{C}(x)$. We then set

$$\rho_+ = \sup_{x \in \Omega_S} \rho(x), \quad V_+ = \sup_{x \in \Omega_S} \sup_{|\nu|=1} \max_{1 \leq j \leq 3} V_j(x, \nu) \quad (45)$$

and we scale ρ and \mathbf{C} as follows:

$$\rho(x) = \rho_+ \rho_r\left(\frac{x}{L}\right), \quad \mathbf{C}(x) = \rho_+ V_+^2 \mathbf{C}_r\left(\frac{x}{L}\right) \quad (46)$$

so that the relative density ρ_r and elasticity tensor \mathbf{C}_r are dimensionless quantities.

It remains to non-dimensionalize the piezoelectric tensor $\mathbf{d}(x)$, which can be done as follows:

$$\mathbf{d}(x) = d_+ \mathbf{d}_r\left(\frac{x}{L}\right), \quad \text{where } d_+ = \sup_{x \in \Omega_S} \left(|\mathbf{d}(x)^T \mathbf{d}(x)|_2 \right)^{\frac{1}{2}}. \quad (47)$$

Next, we deduce from (12) the equations satisfied by the dimensionless fields (E_r, H_r, u_r) (for simplicity, we still denote x and t the scaled space and time variables and $\widehat{\Omega}_S = \{x/L, x \in \Omega_S\}$)

$$\left\{ \begin{array}{l} \mu_r \frac{\partial}{\partial t} H_r + \left[\frac{V_+ T}{L} \right] \left[\frac{\sqrt{\epsilon_0} E^*}{\sqrt{\mu_0} H^*} \right] \left[\frac{c_0}{V_+} \right] \nabla \times E_r = m_r, \\ \epsilon_r \frac{\partial}{\partial t} E_r - \left[\frac{V_+ T}{L} \right] \left[\frac{\sqrt{\mu_0} H^*}{\sqrt{\epsilon_0} E^*} \right] \left[\frac{c_0}{V_+} \right] \nabla \times H_r + \left[\frac{d_+}{\epsilon_0 E^*} \right] \frac{\partial}{\partial t} \mathbf{d}_r^T e(u_r) = j_r, \\ \rho_r \frac{\partial^2}{\partial t^2} u_r - \left[\frac{V_+^2 T^2}{L^2} \right] \mathbf{div} \mathbf{C}_r e(u_r) + \left[\frac{T^2 d_+ E^*}{L^2 \rho_+} \right] \mathbf{div} \mathbf{d}_r E_r = f_r, \end{array} \right. \quad \begin{array}{l} x \in \mathbb{R}^3, \quad t > 0, \\ x \in \mathbb{R}^3, \quad t > 0, \\ x \in \widehat{\Omega}_S, \quad t > 0. \end{array} \quad (48)$$

where m_r , j_r and f_r are scaled dimensionless source terms whose explicit expression is not needed for our purpose.

In (48), the reader will check easily that each coefficient between brackets is dimensionless. Let us now make the important choice of the length and time scales L and T . As it is natural, we choose L as the characteristic size of the bounded domain Ω_S and T as the typical time for an elastic wave to travel along the distance L , which corresponds to

$$L = V_+ T \quad \left(\implies \frac{V_+ T}{L} = 1 \right). \quad (49)$$

This is where we express that we want to observe the physical phenomenon at a time scale that correspond to the propagation of elastic waves.

Less important is the choice of E^* and H^* (which simply correspond to a choice of unit to compute the electric field and magnetic field) which we adopt for simplifying as far as possible the equations (48). More precisely, we choose E^* and H^* in such a way that (we symmetrize in particular the coupling terms)

$$\sqrt{\epsilon_0} E^* = \sqrt{\mu_0} H^* \quad \text{and} \quad \frac{T^2 d_+ E^*}{L^2 \rho_+} = \frac{d_+}{\epsilon_0 E^*}. \quad (50)$$

We can then rewrite (48) with two additional dimensionless coefficients

$$\gamma = \frac{d_+}{V_+ \sqrt{\epsilon_0} \rho_+} \quad \text{and} \quad \delta = \frac{V_+}{c_0} \ll 1. \quad (51)$$

as follows

$$\left\{ \begin{array}{l} \mu_r \frac{\partial}{\partial t} H_r + \delta^{-1} \nabla \times E_r = m_r \\ \epsilon_r \frac{\partial}{\partial t} E_r - \delta^{-1} \nabla \times H_r + \gamma \frac{\partial}{\partial t} \mathbf{d}_r^T e(u_r) = j_r \\ \rho_r \frac{\partial^2}{\partial t^2} u_r - \mathbf{div} \mathbf{C}_r e(u_r) + \gamma \mathbf{div} \mathbf{d}_r E_r = f_r \end{array} \right. \quad \begin{array}{l} x \in \mathbb{R}^3, \quad t > 0, \\ x \in \mathbb{R}^3, \quad t > 0, \\ x \in \widehat{\Omega}_S, \quad t > 0. \end{array} \quad (52)$$

Remark 2.2. In contrast to δ , which is less than 10^{-4} , one can check that γ is of the order of unity. Indeed, typical realistic values for the parameters d_+ , V_+ and ρ_+ are (see [3, 4]):

$$d_+ \simeq 10 \text{ C/m}^2. \quad \rho_+ \simeq 7500 \text{ kg/m}^3, \quad V_+ \simeq 4500 \text{ m/s}$$

which gives $\gamma \simeq 8$. since $\epsilon_0 = 1/(36\pi \cdot 10^9)$

It is then easy to see how to obtain (24) formally. Rewriting the first equation of (12) as

$$\nabla \times E_r = \delta \left(m_r - \mu_r \frac{\partial}{\partial t} H_r \right),$$

then, assuming that $\frac{\partial}{\partial t} H_r$ remains bounded (see remark 2.3), then in the limit $\delta \rightarrow 0$

$$\nabla \times E_r = 0,$$

i. e. there exists a scalar potential φ_r such that

$$E_r = -\nabla \varphi_r. \quad (53)$$

Then, we can proceed as at the beginning of this section to derive the quasistatic equations (24).

Remark 2.3. *We shall see in the next section that obtaining such a bound will be subject to appropriate assumptions on the data of the problem, in particular the initial conditions.*

2.3. Rigorous justification of the quasistatic model

In this section, we consider δ as a varying parameter tending to 0 and wish to study the behavior of the solution $(E_r^\delta, H_r^\delta, u_r^\delta)$ of

$$\begin{cases} \mu_r \frac{\partial}{\partial t} H_r^\delta + \delta^{-1} \nabla \times E_r^\delta = m_r & x \in \mathbb{R}^3, \quad t > 0, \\ \epsilon_r \frac{\partial}{\partial t} E_r^\delta - \delta^{-1} \nabla \times H_r^\delta + \gamma \frac{\partial}{\partial t} \mathbf{d}_r^T e(u_r^\delta) = j_r & x \in \mathbb{R}^3, \quad t > 0, \\ \rho_r \frac{\partial^2}{\partial t^2} u_r^\delta - \mathbf{div} \mathbf{C}_r e(u_r^\delta) + \gamma \mathbf{div} \mathbf{d}_r E_r^\delta = f_r & x \in \widehat{\Omega}_S, \quad t > 0, \end{cases} \quad (54)$$

with initial conditions

$$E_r^\delta(x, 0) = E_r^0(x), \quad H_r^\delta(x, 0) = H_r^0(x), \quad x \in \mathbb{R}^3, \quad u_r^\delta(x, 0) = u_r^0(x), \quad \frac{\partial}{\partial t} u_r^\delta(x, 0) = u_r^1(x), \quad x \in \widehat{\Omega}_S \quad (55)$$

and the free boundary condition

$$(\mathbf{C}_r e(u_r^\delta) - (\mathbf{d}_r E_r^\delta)) \mathbf{n} = 0 \quad \text{on } \partial \widehat{\Omega}_S, \quad (56)$$

that we want to compare to the solution (φ_r, u_r) of the corresponding limit problem

$$\begin{cases} \mathbf{div} (\epsilon_r \nabla \varphi_r) - \gamma \mathbf{div} (\mathbf{d}_r^T e(u_r)) = \mathbf{div} (J_r + \epsilon_r E_r^0 - \gamma \mathbf{d}_r^T e(u_r^0)), & x \in \mathbb{R}^3, \quad t > 0, \\ \rho_r \frac{\partial^2}{\partial t^2} u_r - \mathbf{div} \mathbf{C}_r e(u_r) - \gamma \mathbf{div} \mathbf{d}_r \nabla \varphi_r = f_r, & x \in \widehat{\Omega}_S, \quad t > 0, \end{cases} \quad (57)$$

with the initial conditions

$$u_r(x, 0) = u_r^0(x), \quad \frac{\partial}{\partial t} u_r(x, 0) = u_r^1(x), \quad x \in \widehat{\Omega}_S, \quad (58)$$

and the free boundary condition

$$(\mathbf{C}_r e(u_r) - (\mathbf{d}_r \nabla \varphi_r)) \mathbf{n} = 0 \quad x \in \partial \widehat{\Omega}_S. \quad (59)$$

In (57), we have set

$$J_r(x, t) = - \int_0^t j_r(x, s) ds.$$

At first glance, one would expect that

$$(E_r^\delta, u_r^\delta) \longrightarrow (-\nabla\varphi_r, u_r) \quad \text{when } \delta \longrightarrow 0. \quad (60)$$

This is what happens under certain conditions that correspond to well prepared data.

Well prepared data. In this paragraph, we explain the conditions on the data of the problem that we shall assume in order to justify rigorously the quasistatic-model. Some of these assumptions are of pure technical nature (in particular those that refer to the smoothness of the initial data and source terms). Other assumptions are more fundamental. In particular, to obtain (60), we need to start, for the electromagnetic unknowns, from an electrostatic state, which corresponds to

$$E_r^0 = -\nabla\varphi_r^0, \quad \varphi_r^0 \in W^1(\mathbb{R}^3)/\mathbb{R}, \quad (61)$$

which ensures that, at time $t = 0$, $\nabla \times E_r^\delta(\cdot, 0) = 0$. Moreover, for reasons that will clearly appear in the convergence proof (see remark 2.4), we shall also need that the initial magnetic field satisfies the magnetostatic condition:

$$\nabla \times H_r^0 = 0. \quad (62)$$

To be in the framework of the existence result for strong solutions, we simply need that:

$$(u_r^0, u_r^1) \in H^1(\widehat{\Omega}_S)^3 \times H^1(\widehat{\Omega}_S)^3, \quad (j_r, m_r, f_r) \in C_{loc}^0(\mathbb{R}^+; L^2(\mathbb{R}^3)^3). \quad (63)$$

In fact, we shall need also that $\frac{\partial}{\partial t} \nabla \times E_r^\delta(\cdot, 0) = 0$ which imposes that

$$\nabla \times m_r(\cdot, 0) = 0, \quad \nabla \times \left[\epsilon_r^{-1} \left(j_r(\cdot, 0) + \gamma \mathbf{d}_r e(u_r^1) \right) \right] = 0 \quad (64)$$

Finally, the other assumptions are made in order to ensure a sufficient regularity of the solution of (54). More precisely, we shall assume that

$$\begin{aligned} (j_r, m_r, f_r) &\in W_{loc}^{2,1}(\mathbb{R}^+; L^2(\mathbb{R}^3)^3) \quad (\subset C^1(\mathbb{R}^+; L^2(\mathbb{R}^3)^3)), \\ \rho_r^{-1} \left[\mathbf{div} \left(\mathbf{C}_r e(u_r^0) - \gamma \mathbf{d}_r \nabla \varphi_r^0 \right) + f_r(\cdot, 0) \right] &\in H^1(\widehat{\Omega}_S)^3, \\ \mathbf{div} \left[\mathbf{C}_r e(u_r^1) + \gamma^2 \mathbf{d}_r^T \epsilon_r^{-1} \mathbf{d}_r e(u_r^1) - \gamma \mathbf{d}_r^T \epsilon_r^{-1} j_r(\cdot, 0) \right] &\in L^2(\widehat{\Omega}_S)^3. \end{aligned} \quad (65)$$

These additional assumptions ensure (this is a classical result that we shall admit here) that the solution has the additional regularity

$$u_r^\delta \in C^3(\mathbb{R}^+; L^2(\widehat{\Omega}_S)^3) \cap C^2(\mathbb{R}^+; H^1(\widehat{\Omega}_S)^3), \quad (E_r^\delta, H_r^\delta) \in C^2(\mathbb{R}^+; L^2(\mathbb{R}^3)^3) \cap C^1(\mathbb{R}^+; H(\text{rot}; \mathbb{R}^3)). \quad (66)$$

In fact the key tool in the analysis is an appropriate Helmholtz decomposition of vector fields in \mathbb{R}^3 . This is a trivial adaptation of classical results (see [14]):

Proposition 2.1. *Any vector field $F \in L^2(\mathbb{R}^3)^3$ admits a unique decomposition as*

$$F = \widetilde{F} - \nabla\psi, \quad \psi \in W^1(\mathbb{R}^3)/\mathbb{R}, \quad \widetilde{F} \in L^2(\mathbb{R}^3)^3, \quad \text{div}(\epsilon_r \widetilde{F}) = 0. \quad (67)$$

The function ψ is called the scalar potential associated with F and \tilde{F} the divergence free part (or rotational part) of F , which is usually associated, in electromagnetism, to a vector potential ([14, 15]). Moreover the linear map $F \mapsto (\tilde{F}, \nabla\psi)$ is continuous from $L^2(\mathbb{R}^3)^3$ into $L^2(\mathbb{R}^3)^3 \times W^1(\mathbb{R}^3)/\mathbb{R}$

According to proposition 2.1, we can decompose E_r^δ as (the time regularity of \tilde{E}_r^δ and φ_r^δ is inherited from the one of E_r^δ)

$$E_r^\delta = \tilde{E}_r^\delta - \nabla\varphi_r^\delta, \quad \varphi_r^\delta \in C^1(\mathbb{R}^+; W^1(\mathbb{R}^3)/\mathbb{R}), \quad \tilde{E}_r^\delta \in C^1(\mathbb{R}^+; L^2(\mathbb{R}^3)^3), \quad \operatorname{div}(\epsilon_r \tilde{E}_r^\delta) = 0. \quad (68)$$

Thanks to theorem 2.1 and 2.2 we know that solutions of problem (54) and (57) exists and are unique, a more precise version of (60) is

$$(-\nabla\varphi_r^\delta, u_r^\delta, \tilde{E}_r^\delta) \longrightarrow (-\nabla\varphi_r, u_r, 0) \quad \text{when } \delta \longrightarrow 0. \quad (69)$$

We can now state our main theorem

Theorem 2.3. *Let $(E_r^\delta, H_r^\delta, u_r^\delta)$ be the solution of the problem (54) with initial conditions satisfying (61), (63), (64) with source terms satisfying (63), (64), (65) and let $(\nabla\varphi_r, u_r)$ be the solution of the limit problem (57) with the same initial condition and sources then there exists a function $M_0(t) > 0 \in C^0(\mathbb{R}^+)$, depending only on $(\gamma, \epsilon_r, \mu_r, \mathbf{d}_r, \mathbf{C}_r, \rho_r, \varphi_r^0, u_r^0, u_r^1, J_r, m_r, f_r)$ such that $\forall t > 0$*

$$\|(\varphi_r^\delta - \varphi_r)(t)\|_{\mathbf{W}} + \left\| \frac{\partial}{\partial t}(u_r^\delta - u_r)(t) \right\|_{L^2(\hat{\Omega}_S)} + \|e(u_r^\delta - u_r)(t)\|_{L^2(\hat{\Omega}_S)} \leq \delta M_0(t), \quad (70)$$

where we use ϵ_r for the norm on \mathbf{W} . Moreover there also exists $M_1(t) > 0 \in C^0(\mathbb{R}^+)$ depending on the same parameters as $M_0(t)$ such that $\forall t > 0$

$$\|\tilde{E}_r^\delta\|_{L^2(\hat{\Omega}_S)} \leq \delta M_1(t). \quad (71)$$

Proof. Let us first indicate the main ideas of the proof

- (1) One first establishes that $(\varphi_r^\delta - \varphi_r, u_r^\delta - u_r)$ satisfies a ‘‘quasistatic piezoelectric problem’’ where \tilde{E}_r^δ plays the role of the (only) source term.
- (2) From standard energy analysis for the quasistatic problem, one estimates $\varphi_r^\delta - \varphi_r$ and $u_r^\delta - u_r$, in appropriate norms, with respect to \tilde{E}_r^δ .
- (3) From standard energy analysis for the original problem, one obtains, using a Poincaré-Friedrichs inequality, the desired a priori estimates for \tilde{E}_r^δ as a function of δ .

Step 1. We take the divergence of the second equation of (54) and integrate the result in time between 0 and t . Next, using (68), we see that $(\varphi_r^\delta, u_r^\delta)$ satisfies:

$$\begin{cases} \operatorname{div}(\epsilon_r \nabla\varphi_r^\delta) - \gamma \operatorname{div}(\mathbf{d}_r^T e(u_r^\delta)) = \operatorname{div}(J_r + \epsilon E_r^0 - \gamma \mathbf{d}_r^T e(u_r^0)), & x \in \mathbb{R}^3, \quad t > 0, \\ \rho_r \frac{\partial^2}{\partial t^2} u_r^\delta - \operatorname{div} \mathbf{C}_r e(u_r^\delta) - \gamma \operatorname{div} \mathbf{d}_r \nabla\varphi_r^\delta = f_r - \operatorname{div} \mathbf{d}_r \tilde{E}_r^\delta, & x \in \hat{\Omega}_S, \quad t > 0, \end{cases} \quad (72)$$

as well as the boundary condition

$$(\mathbf{C}_r e(u_r^\delta) - (\mathbf{d}_r \nabla\varphi_r^\delta)) \mathbf{n} = -(\mathbf{d}_r \tilde{E}_r^\delta) \mathbf{n} \quad x \in \partial\Omega_S. \quad (73)$$

By subtracting (72) and (57), we see that $(\varphi_r^\delta - \varphi_r, u_r^\delta - u_r)$ satisfies

$$\begin{cases} \operatorname{div}(\epsilon_r \nabla(\varphi_r^\delta - \varphi_r)) - \gamma \operatorname{div}(\mathbf{d}_r^T e(u_r^\delta - u_r)) = 0, & x \in \mathbb{R}^3, \quad t > 0, \\ \rho_r \frac{\partial^2}{\partial t^2}(u_r^\delta - u_r) - \operatorname{div} \mathbf{C}_r e(u_r^\delta - u_r) - \gamma \operatorname{div} \mathbf{d}_r \nabla(\varphi_r^\delta - \varphi_r) = -\operatorname{div} \mathbf{d}_r \tilde{E}_r^\delta, & x \in \hat{\Omega}_S, \quad t > 0, \end{cases} \quad (74)$$

with the boundary condition (by subtracting (73) and (59))

$$(\mathbf{C}_r e(u_r^\delta - u_r) - (\mathbf{d}_r \nabla(\varphi_r^\delta - \varphi_r))) \mathbf{n} = -(\mathbf{d}_r \tilde{E}_r^\delta) \mathbf{n} \quad x \in \partial \widehat{\Omega}_S \quad (75)$$

and zero initial data

$$(u_r^\delta - u_r)(x, 0) = \frac{\partial}{\partial t}(u_r^\delta - u_r)(x, 0) = 0, \quad x \in \widehat{\Omega}_S. \quad (76)$$

Step 2. Introducing the energy

$$\mathcal{E}_{qs}^\delta(t) = \frac{1}{2} \int_{\mathbb{R}^3} |\epsilon_r^{\frac{1}{2}} \nabla(\varphi_r^\delta - \varphi_r)|^2 dx + \frac{1}{2} \int_{\widehat{\Omega}_S} \left(\rho_r \left| \frac{\partial}{\partial t}(u_r^\delta - u_r) \right|^2 + \mathbf{C}_r e(u_r^\delta - u_r) : e(u_r^\delta - u_r) \right) dx \quad (77)$$

we obtain easily from (74) and (75) the identity

$$\frac{d}{dt} \mathcal{E}_{qs}^\delta(t) = \int_{\widehat{\Omega}_S} \mathbf{d}_r \tilde{E}_r^\delta : \frac{\partial}{\partial t} e(u_r^\delta - u_r) dx. \quad (78)$$

We integrate (78) in time between 0 and t to obtain, after integration by parts on the right hand side

$$\mathcal{E}_{qs}^\delta(t) = - \int_0^t \int_{\widehat{\Omega}_S} \mathbf{d}_r \frac{\partial}{\partial t} \tilde{E}_r^\delta : e(u_r^\delta - u_r) dx ds + \int_{\widehat{\Omega}_S} \mathbf{d}_r \tilde{E}_r^\delta : e(u_r^\delta - u_r) dx. \quad (79)$$

In what follows, C will be the generic notation for a positive constant which depend only on the upper and lower bounds relative to $\epsilon_r, \mu_c, \rho_r, \mathbf{C}_r$ and \mathbf{d}_r but do not depend on δ . As usual, the value of C may vary from one line to the other.

From the properties of \mathbf{d}_r and \mathbf{C}_r , we deduce that

$$\begin{aligned} |\mathbf{d}_r \tilde{E}_r^\delta : e(u_r^\delta - u_r)| &\leq C |\tilde{E}_r^\delta| |\mathbf{C}_r e(u_r^\delta - u_r) : e(u_r^\delta - u_r)|^{\frac{1}{2}}, \\ \left| \frac{\partial}{\partial t} \mathbf{d}_r \tilde{E}_r^\delta : e(u_r^\delta - u_r) \right| &\leq C \left| \frac{\partial}{\partial t} \tilde{E}_r^\delta \right| |\mathbf{C} e(u_r^\delta - u_r) : e(u_r^\delta - u_r)|^{\frac{1}{2}}, \end{aligned}$$

which implies, thanks to Cauchy-Schwarz inequality, that

$$\begin{aligned} \left| \int_{\widehat{\Omega}_S} \mathbf{d}_r \tilde{E}_r^\delta : e(u_r^\delta - u_r) dx \right| &\leq C \|\tilde{E}_r^\delta(\cdot, t)\|_{L^2(\widehat{\Omega}_S)} \mathcal{E}_{qs}^\delta(t)^{\frac{1}{2}}, \\ \left| \int_0^t \int_{\widehat{\Omega}_S} \mathbf{d}_r \frac{\partial}{\partial t} \tilde{E}_r^\delta : e(u_r^\delta - u_r) dx ds \right| &\leq C \int_0^t \left\| \frac{\partial}{\partial t} \tilde{E}_r^\delta(\cdot, s) \right\|_{L^2(\widehat{\Omega}_S)} \mathcal{E}_{qs}^\delta(s)^{\frac{1}{2}} ds, \end{aligned}$$

which, combined to (79) and Young's inequality, leads to the a priori estimate

$$\mathcal{E}_{qs}^\delta(t) \leq C \left(\|\tilde{E}_r^\delta(\cdot, t)\|_{L^2(\widehat{\Omega}_S)}^2 + \int_0^t \left\| \frac{\partial}{\partial t} \tilde{E}_r^\delta(\cdot, s) \right\|_{L^2(\widehat{\Omega}_S)} \mathcal{E}_{qs}^\delta(s)^{\frac{1}{2}} ds \right). \quad (80)$$

Finally Gronwall's lemma yields

$$\mathcal{E}_{qs}^\delta(t)^{\frac{1}{2}} \leq C \left(\|\tilde{E}_r^\delta(\cdot, t)\|_{L^2(\widehat{\Omega}_S)} + \int_0^t \left\| \frac{\partial}{\partial t} \tilde{E}_r^\delta(\cdot, s) \right\|_{L^2(\widehat{\Omega}_S)} ds \right). \quad (81)$$

Step 3. Notice that

$$(\dot{E}_r^\delta, \dot{H}_r^\delta, \dot{u}_r^\delta) := \left(\frac{\partial}{\partial t} E_r^\delta, \frac{\partial}{\partial t} H_r^\delta, \frac{\partial}{\partial t} u_r^\delta \right) \quad (82)$$

satisfies the same problem (54) as $(E_r^\delta, H_r^\delta, u_r^\delta)$ with source terms

$$(j_r, \dot{m}_r, \dot{f}_r) := \left(\frac{\partial}{\partial t} j_r, \frac{\partial}{\partial t} m_r, \frac{\partial}{\partial t} f_r \right) \quad (83)$$

with δ -independent zero initial data (this is where we need well prepared initial data), using (61) and (62), we denote

$$\begin{cases} \dot{E}_r^\delta(\cdot, 0) = \epsilon_r^{-1} (\gamma \mathbf{d}_r e(u^1) + j_r(\cdot, 0)) & := \dot{E}_r^0, \\ \dot{H}_r^\delta(\cdot, 0) = \mu_r^{-1} m_r(\cdot, 0) & := \dot{H}_r^0, \\ \dot{u}_r^\delta(\cdot, 0) = u_r^1 & := \dot{u}_r^0, \\ \frac{\partial}{\partial t} \dot{u}_r^\delta(\cdot, 0) = \rho_r^{-1} (\operatorname{div} [\mathbf{C}_r e(u_r^0) - \gamma \mathbf{d}_r \nabla \varphi_r^0]) & := \dot{u}_r^1. \end{cases} \quad (84)$$

Remark 2.4. *If (61) and (62) did not hold, an additional term would appear in the right hand side of each of the first two equations of (84), namely $\delta^{-1} \nabla \times H_r^0$ and $\delta^{-1} \nabla \times E_r^0$. Since these terms are proportional to $1/\delta$ we need them to be 0 in order to get uniform estimates. This explains (61) and (62).*

Therefore, introducing the “first order” energy

$$\dot{\mathcal{E}}^\delta(t) = \frac{1}{2} \int_{\mathbb{R}^3} \left(|\epsilon_r^{\frac{1}{2}} \dot{E}_r^\delta|^2 + |\mu_r^{\frac{1}{2}} \dot{H}_r^\delta|^2 \right) dx + \frac{1}{2} \int_{\Omega_S} \left(\rho_r \left| \frac{\partial}{\partial t} \dot{u}_r^\delta \right|^2 + \mathbf{C}_r e(\dot{u}_r^\delta) : e(\dot{u}_r^\delta) \right) dx \quad (85)$$

and according to (18), we have

$$\dot{\mathcal{E}}^\delta(t)^{\frac{1}{2}} \leq \dot{\mathcal{E}}_+(t)^{\frac{1}{2}}, \quad (86)$$

where by definition

$$\dot{\mathcal{E}}_+(t)^{\frac{1}{2}} := \dot{\mathcal{E}}(0)^{\frac{1}{2}} + \int_0^t \left(\int_{\mathbb{R}^3} |\epsilon_r^{-\frac{1}{2}} j_r(\cdot, s)|^2 + |\mu_r^{-\frac{1}{2}} \dot{m}_r(\cdot, s)|^2 dx + \int_{\Omega_S} \rho_r^{-1} |\dot{f}_r(\cdot, s)|^2 dx \right)^{\frac{1}{2}} ds \quad (87)$$

and

$$\dot{\mathcal{E}}(0) = \frac{1}{2} \int_{\mathbb{R}^3} \left(|\epsilon_r^{\frac{1}{2}} \dot{E}_r^0|^2 + |\mu_r^{\frac{1}{2}} \dot{H}_r^0|^2 \right) dx + \frac{1}{2} \int_{\Omega_S} \left(\rho_r |\dot{u}_r^1|^2 + \mathbf{C}_r e(\dot{u}_r^0) : e(\dot{u}_r^0) \right) dx.$$

Next we remark that, from the first equation of (54)

$$\|\nabla \times E_r^\delta(\cdot, t)\|_{L^2(\mathbb{R}^3)} \leq C \delta \left(\left\| \frac{\partial}{\partial t} H_r^\delta(\cdot, t) \right\|_{L^2(\mathbb{R}^3)} + \|m_r(\cdot, t)\|_{L^2(\mathbb{R}^3)} \right) \leq C \delta \left(\dot{\mathcal{E}}^\delta(t)^{\frac{1}{2}} + \|m_r(\cdot, t)\|_{L^2(\mathbb{R}^3)} \right),$$

to deduce that

$$\|\nabla \times E_r^\delta(\cdot, t)\|_{L^2(\mathbb{R}^3)} \leq C \delta \left(\dot{\mathcal{E}}_+(t)^{\frac{1}{2}} + \|m_r(\cdot, t)\|_{L^2(\mathbb{R}^3)} \right). \quad (88)$$

Next we use a Poincaré-Friedrichs like inequality. Let us introduce the Hilbert space

$$\mathcal{W}_{\epsilon_r}(\mathbb{R}^3) = \left\{ v \in L^2(\mathbb{R}^3)^3 / \frac{v}{\sqrt{1+|x|^2}} \in L^2(\mathbb{R}^3)^3 \text{ such that } \nabla \times v \in L^2(\mathbb{R}^3)^3 \text{ and } \nabla \cdot \epsilon_r v = 0 \right\},$$

equipped with the norm

$$\|v\|_{W_{\epsilon_r}(\mathbb{R}^3)}^2 = \left\| \frac{v}{\sqrt{1+|\mathbf{x}|^2}} \right\|_{L^2(\mathbb{R}^3)}^2 + \|\nabla \times v\|_{L^2(\mathbb{R}^3)}^2.$$

The following result is proved in appendix:

Theorem 2.4. *Assume that ϵ_r is constant outside the ball centered at zero and radius R (for some $R > 0$). Then, there exists a constant $C > 0$ such that :*

$$\forall v \in \mathcal{W}_{\epsilon_r}(\mathbb{R}^3), \quad \left\| \frac{v}{\sqrt{1+|\mathbf{x}|^2}} \right\|_{L^2(\mathbb{R}^3)} \leq C \|\nabla \times v\|_{L^2(\mathbb{R}^3)},$$

As a direct consequence of theorem 2.4, we deduce that, since $\widehat{\Omega}_S$ is bounded, there exists a constant $C(\widehat{\Omega}_S) > 0$ such that

$$\forall v \in \mathcal{W}_{\epsilon_r}(\mathbb{R}^3), \quad \|v\|_{L^2(\widehat{\Omega}_S)} \leq C(\widehat{\Omega}_S) \|\nabla \times v\|_{L^2(\mathbb{R}^3)},$$

Applying this inequality to $\widetilde{E}_r^\delta(\cdot, t)$, which belongs to $\mathcal{W}_{\epsilon_r}(\mathbb{R}^3)$ and satisfies $\nabla \times \widetilde{E}_r^\delta = \nabla \times E_r^\delta$, we deduce from (88) that

$$\|\widetilde{E}_r^\delta(\cdot, t)\|_{L^2(\widehat{\Omega}_S)} \leq C \delta \left(\dot{\mathcal{E}}_+(t)^{\frac{1}{2}} + \|m_r(\cdot, t)\|_{L^2(\mathbb{R}^3)} \right), \quad (89)$$

which gives the value for $M_1(t)$ in estimate (71)

$$M_1(t) = C \left(\dot{\mathcal{E}}_+(t)^{\frac{1}{2}} + \|m_r(\cdot, t)\|_{L^2(\mathbb{R}^3)} \right).$$

Next we repeat the argument with:

$$(\ddot{E}_r^\delta, \ddot{H}_r^\delta, \ddot{u}_r^\delta) := \left(\frac{\partial^2}{\partial t^2} E_r^\delta, \frac{\partial^2}{\partial t^2} H_r^\delta, \frac{\partial^2}{\partial t^2} u_r^\delta \right), \quad (90)$$

that satisfies the same problem (54) as $(E_r^\delta, H_r^\delta, u_r^\delta)$ with source terms

$$(\ddot{j}_r, \ddot{m}_r, \ddot{f}_r) := \left(\frac{\partial^2}{\partial t^2} j_r, \frac{\partial^2}{\partial t^2} m_r, \frac{\partial^2}{\partial t^2} f_r \right) \quad (91)$$

with δ -independent zero initial (thanks to the conditions (64)) defined by

$$\left\{ \begin{array}{l} \ddot{E}_r^\delta(\cdot, 0) = \epsilon_r^{-1} \frac{\partial}{\partial t} j_r(\cdot, 0) - \gamma \epsilon_r^{-1} \mathbf{d}_r^T e \left[\rho_r^{-1} f(\cdot, 0) - \rho_r^{-1} \operatorname{div} (\mathbf{C}_r e(u^0) - \gamma \mathbf{d}_r \nabla \varphi_r^0) \right] \quad := \ddot{E}_r^0, \\ \ddot{H}_r^\delta(\cdot, 0) = \mu_r^{-1} \frac{\partial}{\partial t} m_r(\cdot, 0) \quad := \ddot{H}_r^0, \\ \ddot{u}_r^\delta(\cdot, 0) = \rho_r^{-1} (\operatorname{div} [\mathbf{C}_r e(u_r^0) - \gamma \mathbf{d}_r \nabla \varphi_r^0]) \quad := \ddot{u}_r^0, \\ \frac{\partial}{\partial t} \ddot{u}_r^\delta(\cdot, 0) = \rho_r^{-1} (\operatorname{div} [\mathbf{C}_r e(u_r^1) + \gamma^2 \mathbf{d}_r^T \epsilon_r^{-1} \mathbf{d}_r e(u_r^1) - \gamma \mathbf{d}_r^T \epsilon_r^{-1} j_r(\cdot, 0)]) \quad := \ddot{u}_r^1. \end{array} \right. \quad (92)$$

Introducing the ‘‘second order’’ energy

$$\ddot{\mathcal{E}}^\delta(t) = \frac{1}{2} \int_{\mathbb{R}^3} \left(\epsilon_r |\ddot{E}_r^\delta|^2 + \mu |\ddot{H}_r^\delta|^2 \right) dx + \frac{1}{2} \int_{\Omega_S} \left(\rho_r \left| \frac{\partial}{\partial t} \ddot{u}_r^\delta \right|^2 + \mathbf{C}_r e(\ddot{u}_r^\delta) : e(\ddot{u}_r^\delta) \right) dx \quad (93)$$

and according to (18), we have

$$\ddot{\mathcal{E}}^\delta(t)^{\frac{1}{2}} \leq \ddot{\mathcal{E}}_+(t)^{\frac{1}{2}}, \quad (94)$$

where by definition

$$\ddot{\mathcal{E}}_+(t)^{\frac{1}{2}} := \ddot{\mathcal{E}}(0)^{\frac{1}{2}} + \int_0^t \left(\int_{\mathbb{R}^3} |\epsilon^{-\frac{1}{2}} \ddot{j}_r(\cdot, s)|^2 + |\mu_r^{-\frac{1}{2}} \ddot{m}_r(\cdot, s)|^2 dx + \int_{\Omega_S} \rho_r^{-1} |\ddot{f}_r(\cdot, s)|^2 dx \right)^{\frac{1}{2}} ds \quad (95)$$

and

$$\ddot{\mathcal{E}}(0) = \frac{1}{2} \int_{\mathbb{R}^3} \left(|\epsilon_r^{\frac{1}{2}} \ddot{E}_r^0|^2 + |\mu_r^{\frac{1}{2}} \ddot{H}_r^0|^2 \right) dx + \frac{1}{2} \int_{\Omega_S} \left(\rho_r |\ddot{u}_r^1|^2 + \mathbf{C}_r e(\ddot{u}_r^0) : e(\ddot{u}_r^0) \right) dx.$$

With the same technique used to derive (89) we obtain

$$\left\| \frac{\partial}{\partial t} \tilde{E}_r^\delta(\cdot, t) \right\|_{L^2(\hat{\Omega}_S)} \leq C \delta \left(\ddot{\mathcal{E}}_+(t)^{\frac{1}{2}} + \|\dot{m}_r(\cdot, t)\|_{L^2(\mathbb{R}^3)} \right). \quad (96)$$

Finally (81) with (89) and (96) give

$$\mathcal{E}_{qs}^\delta(t)^{\frac{1}{2}} \leq C \delta \left[\dot{\mathcal{E}}_+^{\frac{1}{2}}(t) + \|m_r(\cdot, t)\|_{L^2(\mathbb{R}^3)} + \int_0^t \left(\ddot{\mathcal{E}}_+^{\frac{1}{2}}(t) + \|\dot{m}_r(\cdot, t)\|_{L^2(\mathbb{R}^3)} \right) ds \right], \quad (97)$$

estimate (70) can be obtained by noticing that

$$\|(\varphi_r^\delta - \varphi_r)(t)\|_{\mathbf{W}} + \left\| \frac{\partial}{\partial t} (u_r^\delta - u_r)(t) \right\|_{L^2(\hat{\Omega}_S)} + \|e(u_r^\delta - u_r)(t)\|_{L^2(\hat{\Omega}_S)} \leq C \mathcal{E}_{qs}^\delta(t)^{\frac{1}{2}}$$

and setting

$$M_0(t) = C \left[\dot{\mathcal{E}}_+^{\frac{1}{2}}(t) + \|m_r(\cdot, t)\|_{L^2(\mathbb{R}^3)} + \int_0^t \left(\ddot{\mathcal{E}}_+^{\frac{1}{2}}(t) + \|\dot{m}_r(\cdot, t)\|_{L^2(\mathbb{R}^3)} \right) ds \right].$$

□

Remark 2.5. *It is easy to verify from the expression for $M_0(t)$ that if the source terms (j_r, m_r, f_r) are compactly supported in time, $M_0(t)$ increases at most linearly in time*

$$M_0(t) \leq Ct.$$

The same remark holds for $M_1(t)$.

3. MODELING OF PIEZOELECTRIC SENSORS

We now assume a particular geometry for the sensors. More precisely we will study the behavior of sensors made of parallelepipeds bars of piezoelectric material separated by elastic material. The more advanced sensors technology uses piezoelectric bars made of PZT material (see [4]) with an high electric permittivity whereas the elastic material has a low permittivity.

The sensor is connected to several electrodes localized on the top (the cathodes) and the bottom (the anode). For simplicity, these electrodes, which are in practice very thin, will be considered as connected surfaces. Several electrodes can be placed on the top of the sensor whereas a unique electrode is set on the bottom (see figure 1). The electrodes are considered as perfect conductors, i. e. we have $E \times \mathbf{n} = \nabla\varphi \times \mathbf{n} = 0$ which means, that φ is constant in space along each electrode. The anode is grounded at zero potential ($\varphi = 0$).

The section is made of two distinct parts, first we will show how we can use the contrast of permittivities

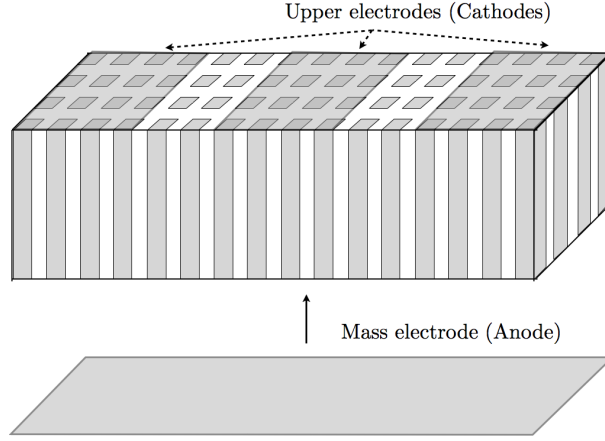


FIGURE 1. Typical configurations of piezoelectric sensors. Piezoelectric bars are not necessarily in contact with two electrodes.

between the piezoelectric bars and the elastic material to reduce the computational domain for the electric potential (which is a priori defined in the whole space) to the piezoelectric elements. Then, we will present boundary conditions that can be used on the cathodes to model the different regimes of the sensor (which are emission or reception regimes) and the corresponding existence and uniqueness theorem that take into account all the previous modeling considerations.

3.1. Reduction of the computational domain for the electric potential

We consider the problem (24) without electric sources:

$$\begin{cases} \operatorname{div}(\epsilon \nabla \varphi) - \operatorname{div}(\mathbf{d}^T e(u)) = 0, & x \in \mathbb{R}^3, \quad t > 0, \\ \rho \frac{\partial^2}{\partial t^2} u - \operatorname{div} \mathbf{C} e(u) - \operatorname{div} \mathbf{d} \nabla \varphi = f, & x \in \Omega_S, \quad t > 0. \end{cases} \quad (98)$$

We do not introduce particular boundary condition for the problem (98) and use the stress free condition (26) for the displacement variables on the boundary of Ω_S and consider a Laplace equation in the whole space \mathbb{R}^3 for the electric potential. We assume that the piezoelectric elements consist of an open sub-domain $\Omega_P \subset \Omega_S$ of the elastic domain, as a consequence, outside Ω_P the piezoelectric tensor \mathbf{d} will be zero

$$\mathbf{d}(x) = 0, \quad x \in \Omega_S \setminus \bar{\Omega}_P.$$

Realistic designs of sensors include piezoelectric bars with high permittivities surrounded by materials with low permittivities. To be more specific this can be expressed on mathematical terms by

$$\zeta \ll 1, \quad (99)$$

where ζ is the dimensionless quantity defined by ($\operatorname{Sp}(\epsilon(x))$ represents the spectrum of the matrix $\epsilon(x)$):

$$\zeta = \frac{\epsilon_{\text{ext}}^+}{\epsilon_{\text{int}}^-}, \quad \epsilon_{\text{ext}}^+ = \sup_{x \in \mathbb{R}^3 \setminus \bar{\Omega}_P} \max_{\lambda \in \operatorname{Sp}(\epsilon(x))} \lambda, \quad \epsilon_{\text{int}}^- = \inf_{x \in \Omega_P} \min_{\lambda \in \operatorname{Sp}(\epsilon(x))} \lambda. \quad (100)$$

We define normalized permittivities ϵ_{ext}^r for all x in $\mathbb{R}^3 \setminus \overline{\Omega}_P$ and ϵ_{int}^r for all x in Ω_P such that

$$\text{a. e. } x \in \mathbb{R}^3 \setminus \overline{\Omega}_P, \quad \epsilon_{\text{ext}}^r(x) = \frac{\epsilon(x)}{\epsilon_{\text{ext}}^+}, \quad \text{a. e. } x \in \Omega_P, \quad \epsilon_{\text{int}}^r(x) = \frac{\epsilon(x)}{\epsilon_{\text{int}}^-}.$$

We can rewrite (98) as the coupling between elastic equations on Ω_S and a transmission problem between Ω_P and $\mathbb{R}^3 \setminus \overline{\Omega}_P$ for the electric potential where φ restricted to Ω_P (resp. $\mathbb{R}^3 \setminus \overline{\Omega}_P$) is denoted φ_{int} (resp. φ_{ext}):

$$\left\{ \begin{array}{ll} \operatorname{div} (\epsilon_{\text{ext}}^r \nabla \varphi_{\text{ext}}) = 0, & x \in \mathbb{R}^3 \setminus \overline{\Omega}_P, \quad t > 0, \\ \operatorname{div} (\epsilon_{\text{int}}^r \nabla \varphi_{\text{int}}) - (\epsilon_{\text{int}}^-)^{-1} \operatorname{div} (\mathbf{d}^T e(u)) = 0, & x \in \Omega_P, \quad t > 0, \\ \rho \frac{\partial^2}{\partial t^2} u - \operatorname{div} \mathbf{C} e(u) - \operatorname{div} \mathbf{d} \nabla \varphi_{\text{int}} = f, & x \in \Omega_S, \quad t > 0, \end{array} \right. \quad (101)$$

with the following boundary conditions and transmission conditions

$$\left\{ \begin{array}{ll} (\mathbf{C} e(u) - \mathbf{d} \nabla \varphi_{\text{int}}) \cdot \mathbf{n} = 0 & x \in \partial \Omega_S, \\ \varphi_{\text{int}} = \varphi_{\text{ext}} & x \in \partial \Omega_P, \\ (\epsilon_{\text{int}}^r \nabla \varphi_{\text{int}} - (\epsilon_{\text{int}}^-)^{-1} \mathbf{d}^T e(u)) \cdot \mathbf{n} = \zeta \epsilon_{\text{ext}}^r \nabla \varphi_{\text{ext}} \cdot \mathbf{n} & x \in \partial \Omega_P, \end{array} \right. \quad (102)$$

The transmission conditions (second and third equation of (102) express physically the continuity of the electric potential and the normal electric displacement.

We introduce the extension operator R_{ext} defined by

$$\begin{array}{ccc} R_{\text{ext}} : & H^{1/2}(\Omega_P) & \longrightarrow & W^1(\mathbb{R}^3 \setminus \overline{\Omega}_P) \\ & \varphi & \longrightarrow & \psi \end{array} \quad (103)$$

where ψ is the unique solution of the exterior Dirichlet problem (see [15] for instance)

$$\operatorname{div} (\epsilon_{\text{ext}}^r \nabla \psi) = 0, \quad x \in \mathbb{R}^3 \setminus \overline{\Omega}_P, \quad \text{and } \psi = \varphi, \quad x \in \partial \Omega_P. \quad (104)$$

We have the continuity property

$$\left\| (\epsilon_{\text{ext}}^r)^{\frac{1}{2}} \nabla R_{\text{ext}}(\varphi) \right\|_{L^2(\mathbb{R}^3 \setminus \overline{\Omega}_P)} = \|R_{\text{ext}}(\varphi)\|_{W^1(\mathbb{R}^3 \setminus \overline{\Omega}_P)} \leq C \|\varphi\|_{H^{1/2}(\partial \Omega_P)}.$$

Using R_{ext} we define the (non local) Dirichlet to Neumann (DtN) operator T_{ext} by

$$\begin{array}{ccc} T_{\text{ext}} : & H^{1/2}(\partial \Omega_P) & \longrightarrow & H^{-1/2}(\partial \Omega_P) \\ & \varphi & \longrightarrow & -\epsilon_{\text{ext}}^r \nabla R_{\text{ext}}(\varphi) \cdot \mathbf{n} \end{array} \quad (105)$$

where \mathbf{n} is the outward normal of Ω_P . It is important to remark that T_{ext} is a positive operator, indeed

$$\langle T_{\text{ext}}(\varphi), \varphi \rangle_{\partial \Omega_P} = \int_{\mathbb{R}^3 \setminus \overline{\Omega}_P} \epsilon_{\text{ext}}^r \nabla R_{\text{ext}}(\varphi) \cdot \nabla R_{\text{ext}}(\varphi) \, dx \geq 0. \quad (106)$$

Using T_{ext} , we can reduce the last two equations of (102) to a boundary condition for φ_{int} (for simplicity we use the same notation for φ_{int} and its trace on $\partial\Omega_P$)

$$(\epsilon_{\text{int}}^r \nabla \varphi_{\text{int}} - (\epsilon_{\text{int}}^-)^{-1} \mathbf{d}^T e(u)) \cdot \mathbf{n} = -\zeta T_{\text{ext}}(\varphi_{\text{int}}) \quad x \in \partial\Omega_P, \quad (107)$$

Using (107) we can characterize $(u, \varphi_{\text{int}})$ as the solution of a problem on $\Omega_S \times \Omega_P$ only, the exterior domain being hidden in the DtN operator T_{ext} . To emphasize the dependence in ζ of the solution and further study the limit behavior when ζ tends to 0, we set $(u^\zeta, \varphi_{\text{int}}^\zeta) \equiv (u, \varphi_{\text{int}})$ which satisfies

$$\begin{cases} \operatorname{div}(\epsilon_{\text{int}}^r \nabla \varphi_{\text{int}}^\zeta) - \operatorname{div}(\mathbf{d}^T e(u^\zeta)) = 0, & x \in \Omega_P, \quad t > 0, \\ \rho \frac{\partial^2}{\partial t^2} u^\zeta - \operatorname{div} \mathbf{C} e(u^\zeta) - \operatorname{div} \mathbf{d} \nabla \varphi_{\text{int}}^\zeta = f, & x \in \Omega_S, \quad t > 0, \end{cases} \quad (108)$$

$$\begin{cases} (\mathbf{C} e(u^\zeta) + \mathbf{d} \nabla \varphi_{\text{int}}^\zeta) \cdot \mathbf{n} = 0 & x \in \partial\Omega_S, \quad t > 0, \\ (\epsilon_{\text{int}}^r \nabla \varphi_{\text{int}}^\zeta - (\epsilon_{\text{int}}^-)^{-1} \mathbf{d}^T e(u^\zeta)) \cdot \mathbf{n} = -\zeta T_{\text{ext}}(\varphi_{\text{int}}^\zeta) & x \in \partial\Omega_P \quad t > 0. \end{cases} \quad (109)$$

As it has already been emphasized (see also Theorem 2.2), (108, 109) define only $\varphi_{\text{int}}^\zeta$ up to an additive constant.

To completely define $\varphi_{\text{int}}^\zeta$ we shall add by convention (which will be useful from the technical point of view)

$$\int_{\Omega_P} \varphi_{\text{int}}^\zeta dx = 0. \quad (110)$$

To get rid of the exterior problem, a natural idea is to neglect the “ T_{ext} term” in (109), since ζ is small:

$$(\epsilon_{\text{int}}^r \nabla \varphi_{\text{int}}^\zeta - (\epsilon_{\text{int}}^-)^{-1} \mathbf{d}^T e(u^\zeta)) \cdot \mathbf{n} = \zeta T_{\text{ext}}(\varphi_{\text{int}}^\zeta) \quad \rightsquigarrow \quad (\epsilon_{\text{int}}^r \nabla \varphi_{\text{int}}^\zeta - (\epsilon_{\text{int}}^-)^{-1} \mathbf{d}^T e(u^\zeta)) \cdot \mathbf{n} = 0$$

Thus, the problem for the formal limit $(u, \varphi_{\text{int}})$ of $(u^\zeta, \varphi_{\text{int}}^\zeta)$ when ζ tends to 0 consists in coupling (108) with the boundary conditions

$$\begin{cases} (\mathbf{C} e(u) + \mathbf{d} \nabla \varphi_{\text{int}}) \cdot \mathbf{n} = 0 & x \in \partial\Omega_S, \quad t > 0, \\ (\epsilon_{\text{int}}^r \nabla \varphi_{\text{int}} - (\epsilon_{\text{int}}^-)^{-1} \mathbf{d}^T e(u)) \cdot \mathbf{n} = 0 & x \in \partial\Omega_P \quad t > 0. \end{cases} \quad (111)$$

with the additional condition (deduced from (110))

$$\int_{\Omega_P} \varphi_{\text{int}} dx = 0. \quad (112)$$

For the rest of the analysis, we need to distinguish two cases.

The case where Ω_P is a connected domain.

In this case, it is clear that (112) uniquely define $(u, \varphi_{\text{int}})$ (For conciseness, we omit to state a precise existence and uniqueness result analogous to the one of theorem 2.2 for $(u^\zeta, \varphi_{\text{int}}^\zeta)$). We directly state a convergence theorem with an error estimate.

$$(\varphi_{\text{int}}^\zeta, u^\zeta) \longrightarrow (\varphi_{\text{int}}, u) \quad \text{when} \quad \zeta \longrightarrow 0.$$

Theorem 3.1. *Let $(\varphi_{int}^\zeta, u^\zeta)$ be the solution of the problem (108,109,110) with data*

$$(u_0, u_1) \in H^1(\Omega_S)^3 \times L^2(\Omega_S)^3, \quad f \in C^1(\mathbb{R}^+; L^2(\Omega_S)^3),$$

and let (φ_{int}, u) be the unique solution of the limit problem (108,111,112) with the same initial condition and source term, then there exists a function $M(t) > 0 \in C^0(\mathbb{R}^+)$, depending only on $(\epsilon_{int}^r, \mathbf{d}, \mathbf{C}, \rho, u^0, u^1, f, \Omega_P)$ such that for any positive t ,

$$\|(\epsilon_{int}^r)^{\frac{1}{2}} \nabla(\varphi_{int}^\zeta - \varphi_{int})(t)\|_{L^2(\Omega_P)} + \left\| \frac{\partial}{\partial t}(u^\zeta - u)(t) \right\|_{L^2(\Omega_S)} + \|e(u^\zeta - u)(t)\|_{L^2(\Omega_S)} \leq \zeta M(t), \quad (113)$$

Proof. By subtracting (108) written with $(\varphi_{int}^\zeta, u^\zeta)$ and (φ_{int}, u) we obtain the following equations

$$\begin{cases} \operatorname{div}(\epsilon_{int}^r \nabla(\varphi_{int}^\zeta - \varphi_{int})) - \operatorname{div}(\mathbf{d}^T e(u^\zeta - u)) = 0, & x \in \Omega_P, \quad t > 0, \\ \rho \frac{\partial^2}{\partial t^2}(u^\zeta - u) - \operatorname{div} \mathbf{C} e(u^\zeta - u) - \operatorname{div} \mathbf{d} \nabla(\varphi_{int}^\zeta - \varphi_{int}) = 0, & x \in \Omega_S, \quad t > 0, \end{cases} \quad (114)$$

with boundary conditions given by subtracting (109) with (111)

$$\begin{cases} (\mathbf{C} e(u^\zeta - u) + \mathbf{d} \nabla(\varphi_{int}^\zeta - \varphi_{int})) \cdot \mathbf{n} = 0 & x \in \partial\Omega_S, \\ (\epsilon_{int}^r \nabla(\varphi_{int}^\zeta - \varphi_{int}) - (\epsilon_{int}^-)^{-1} \mathbf{d}^T e(u^\zeta - u)) \cdot \mathbf{n} + \zeta T_{\text{ext}}(\varphi_{int}^\zeta - \varphi_{int}) = -\zeta T_{\text{ext}}(\varphi_{int}) & x \in \partial\Omega_P. \end{cases}$$

Let us introduce the energy

$$\begin{aligned} \mathcal{E}_{qs}^\zeta(t) = & \frac{1}{2} \int_{\Omega_P} |(\epsilon_{int}^r)^{\frac{1}{2}} \nabla(\varphi_{int}^\zeta - \varphi_{int})|^2 dx + \frac{1}{2} \int_{\Omega_S} \left(\rho \left| \frac{\partial}{\partial t}(u^\zeta - u) \right|^2 + \mathbf{C} e(u^\zeta - u) : e(u^\zeta - u) \right) dx \\ & + \zeta \langle T_{\text{ext}}(\varphi_{int}^\zeta - \varphi_{int}), \varphi_{int}^\zeta - \varphi_{int} \rangle_{\partial\Omega_P}, \end{aligned} \quad (115)$$

By standard techniques (note that the first equation of (114) needs to be differentiated in time), we get

$$\frac{d}{dt} \mathcal{E}_{qs}^\zeta(t) = -\zeta \langle T_{\text{ext}} \left(\frac{\partial}{\partial t} \varphi_{int} \right), \varphi_{int}^\zeta - \varphi_{int} \rangle_{\partial\Omega_P}$$

Thus using the trace theorem, Poincaré-Wirtinger's inequality (cf (112) and (110)) and the positivity of T_{ext} (cf. (106)), we get

$$\frac{d}{dt} \mathcal{E}_{qs}^\zeta(t) \leq C \zeta \left\| T_{\text{ext}} \left(\frac{\partial}{\partial t} \varphi_{int} \right) \right\|_{H^{-1/2}(\Omega_P)} \left\| \nabla(\varphi_{int}^\zeta - \varphi_{int}) \right\|_{L^2(\Omega_P)} \leq C \zeta \left\| T_{\text{ext}} \left(\frac{\partial}{\partial t} \varphi_{int} \right) \right\|_{H^{-1/2}(\Omega_P)} \mathcal{E}_{qs}^\zeta(t)^{\frac{1}{2}}.$$

One easily concludes using Gronwall's lemma and setting $M(t) = C \int_0^t \left\| T_{\text{ext}} \left(\frac{\partial}{\partial t} \varphi_{int} \right) (\cdot, s) \right\|_{H^{-1/2}(\partial\Omega_P)} ds$. \square

The decoupling of the limit electric potential between Ω_P and $\mathbb{R}^3 \setminus \overline{\Omega_P}$ does not mean that the exterior electric potential tends to 0. In fact, the limit exterior potential φ_{ext} can be recovered by “post-processing” as specified in the following corollary, whose proof is trivial since $\varphi_{\text{ext}}^\zeta = R_{\text{ext}}(\varphi_{\text{int}}^\zeta)$:

Corollary 3.1.1. *Let $\varphi_{\text{ext}} = R_{\text{ext}}(\varphi_{\text{int}})$, we have*

$$\|(\varphi_{\text{ext}}^\zeta - \varphi_{\text{ext}})(t)\|_{W^1(\mathbb{R}^3 \setminus \overline{\Omega_P})} \leq C \zeta M(t)$$

The case where Ω_P has several connected components.

We assume that

$$\Omega_P = \bigcup_{j=1}^J \Omega_P^j \quad \text{where the } \Omega_P^j \text{'s are disjoint connected domains.} \quad (116)$$

In this case, the situation is slightly more difficult. The subtlety comes from the fact that the condition (112) is no longer sufficient to define completely φ_{int} and the construction of the limit φ_{int} of $\varphi_{\text{int}}^\zeta$ is more involved. We describe below this construction.

First we define φ_{int}^0 as the unique solution of (108, 111) coupled with the J additional constraints

$$\int_{\Omega_P^j} \varphi_{\text{int}}^0 dx = 0, \quad 1 \leq j \leq J. \quad (117)$$

Next we define $e_j \in H^{1/2}(\partial\Omega_P)$ such that

$$e_j|_{\partial\Omega_P^k} = \delta_{jk} \quad \text{where } \delta_{jk} \text{ is the Kronecker symbol} \quad (118)$$

and the positive definite $J \times J$ capacity matrix \mathbf{T} defined as

$$\mathbf{T}_{jk} = \langle T_{\text{ext}}(e_j), e_k \rangle_{\partial\Omega_P}. \quad (119)$$

Let $\mathbf{c}^0 = (\mathbf{c}_j^0) \in \mathbb{R}^J$ with $\mathbf{c}_j^0 := \langle T_{\text{ext}}(e_j), \varphi_{\text{int}}^0 \rangle_{\partial\Omega_P}$ and $\mathbf{c} = (\mathbf{c}_j) \in \mathbb{R}^J$ defined as

$$\mathbf{c} := \mathbf{T}^{-1} \mathbf{c}^0, \quad (120)$$

we finally define the limit φ_{int} of $\varphi_{\text{int}}^\zeta$ as (χ_P^j is the characteristic function of Ω_P^j)

$$\varphi_{\text{int}} = \varphi_{\text{int}}^0 - \sum_{j=1}^J \mathbf{c}_j \chi_P^j. \quad (121)$$

It is possible to prove a convergence theorem similar to theorem 3.1. We omit the details of the proof.

It is important to notice that

- The field $(u, \varphi_{\text{int}}^0)$ can be obtained in practice by solving a problem posed in Ω_S for u and Ω_P for φ_{int}^0 . However, this is not the case for the constants \mathbf{c}_j which require the evaluation of operator T_{int}^0 , i. e. the resolution of exterior problems.
- However, as φ_{int} only differs from φ_{int}^0 by constant functions inside each Ω_j , the corresponding electric fields (the gradients) are the same.

Remark 3.1. *As we shall see in the next section, in the presence of electrodes on each Ω_P^j , the difficulty of “fixing the constants” in each Ω_P^j is completely removed because a Dirichlet condition for the electric potential is applied on a non empty part of the boundary of each Ω_P^j .*

3.2. Source modeling

The boundary conditions will enable to model the emission or reception regimes. By the analysis of the previous section, we have shown that we can decouple the electro-static resolution between the bars, we suppose that

this remain true in the presence of electrodes (see figure 1) but this can be proven rigorously. We now suppose that the piezoelectric domain is composed of piezoelectric bars Ω_P^i :

$$\Omega_P = \bigcup_{i=1}^{N_B} \Omega_P^i \quad \text{with} \quad \overline{\Omega_P^i} \cap \overline{\Omega_P^j} = \emptyset \text{ if } i \neq j.$$

The boundary of each bar include two surfaces denoted Γ_i^c and Γ_i^a (for cathode and anode):

$$\partial\Omega_{P,i} = \Gamma_i^c \cup \Gamma_i^a \cup \Gamma_i^r \quad \text{with} \quad \Gamma_i^c \cap \Gamma_i^a = \Gamma_i^c \cap \Gamma_i^r = \Gamma_i^r \cap \Gamma_i^a = \emptyset, \quad \Omega_P^i \text{ connected}, \quad \Gamma_i^a \neq \emptyset.$$

See figure 2 for a description of a standard geometry. Our model reads as

$$\begin{cases} \operatorname{div}(\epsilon \nabla \varphi) = \operatorname{div}(\mathbf{d}^T e(u)), & x \in \Omega_P, \quad t > 0, \\ \rho \frac{\partial^2 u}{\partial t^2} - \operatorname{div} \mathbf{C} e(u) = \operatorname{div} \mathbf{d} \nabla \varphi, & x \in \Omega_S, \quad t > 0, \end{cases} \quad (122)$$

with the boundary conditions

$$\begin{aligned} (\mathbf{C} e(u) + \mathbf{d} \nabla \varphi) \cdot \mathbf{n} &= 0, \quad x \in \partial\Omega_S, \quad t > 0, \\ (\epsilon \nabla \varphi - \mathbf{d}^T e(u)) \cdot \mathbf{n} &= 0, \quad x \in \bigcup_{i=1}^{N_B} \Gamma_i^r, \quad t > 0. \end{aligned} \quad (123)$$

Boundary conditions are missing for the electric potential, on the cathodes (which corresponds to a particular Γ_i^c) it will be imposed in such a way that it models the different regimes of the sensor whereas the anode (which corresponds to Γ_i^a) is always grounded at zero potential, that is, a reference potential is applied, which will be fixed to 0 using the Dirichlet condition $\varphi|_{\Gamma_i^a} = 0$.

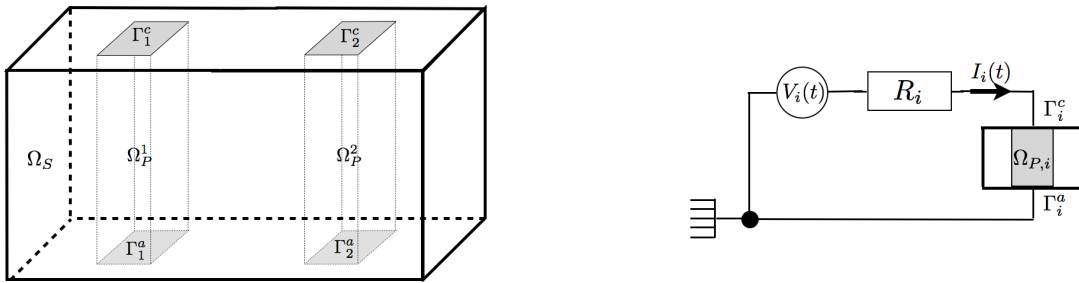


FIGURE 2. The geometry of a simple sensor (left). Schematic view of the electrical devices (right).

A particular care must be done when several bars are connected to a same cathode, see remark (3.2). In the following we consider that each bar is connected to a single cathode.

We are going to use a simplified model for the cathode, one can refer to [17] for a more sophisticated model

(that will be the subject of future work) or [18, 19] for equivalent approaches. The electric charge on the i th cathode reads

$$Q_i(t) = \int_{\Gamma_i^c} (\epsilon \nabla \varphi - \mathbf{d}^T e(u)) \cdot \mathbf{n} \, d\sigma, \quad (124)$$

We consider that each pair of electrodes (one cathode and one anode) are connected to a generator with an internal resistance (see figure 2). Using Ohms' law gives

$$V_i(t) - \varphi|_{\Gamma_i^c} = R_i I_i(t),$$

where $I_i(t)$ is the electrical current flowing into the piezoelectric bar. As $I_i(t) = dQ_i(t)/dt$ we finally obtain the mixed boundary condition

$$\varphi|_{\Gamma_i^c} = V_i(t) - R_i \frac{d}{dt} \int_{\Gamma_i^c} (\epsilon \nabla \varphi - \mathbf{d}^T e(u)) \cdot \mathbf{n} \, d\sigma.$$

By setting $V_i(t) = 0$, we recover the reception regime, whereas $V(t)$ is a pulse in the emission regime.

Remark 3.2. *In the case where several bars are connected to the same cathode, it is possible to prove, that it is a good approximation to neglect completely the effect of the electrode on the electric field between the bars (see figure (3.2)) (this is true only if the permittivities between the bars are small compared to the permittivities of the bars). However one must not forget that the potential on the electrode must be constant all along that electrode even if a mathematical modeling reduction has “broken” the electrode into several parts.*

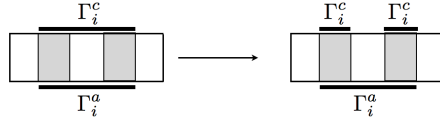


FIGURE 3. Splitting hypothesis. The effect of the electrode is neglected between the bars.

3.3. Existence-uniqueness result and energy identity

The full problem can be written

$$\begin{cases} \operatorname{div}(\epsilon \nabla \varphi) = \operatorname{div}(\mathbf{d}^T e(u)), & x \in \Omega_P, \quad t > 0, \\ \rho \frac{\partial^2}{\partial t^2} u - \operatorname{div} \mathbf{C} e(u) = \operatorname{div} \mathbf{d} \nabla \varphi, & x \in \Omega_S, \quad t > 0, \end{cases} \quad (125)$$

with the stress free conditions on $\partial\Omega_S$

$$(\mathbf{C} e(u) + \mathbf{d} \nabla \varphi) \cdot \mathbf{n} = 0, \quad x \in \partial\Omega_S, \quad t > 0, \quad (126)$$

and on the boundary of each bars ($\partial\Omega_{P,i}$) we use the set of conditions

$$\begin{cases} \varphi = V_i(t) - R_i \frac{d}{dt} \int_{\Gamma_i^c} (\epsilon \nabla \varphi - \mathbf{d}^T e(u)) \cdot \mathbf{n} \, d\sigma, & x \in \Gamma_i^c, \quad t > 0, \\ \varphi = 0 & x \in \Gamma_i^a, \quad t > 0, \\ (\epsilon \nabla \varphi - \mathbf{d}^T e(u)) \cdot \mathbf{n} = 0 & x \in \Gamma_i^r, \quad t > 0. \end{cases} \quad (127)$$

To complete the problem we need $2 + N_B$ initial conditions. The first two initial conditions concern the displacement and express that the elastic body is initially at rest

$$u(x, 0) = \frac{\partial}{\partial t} u(x, 0) = 0, \quad x \in \Omega_S. \quad (128)$$

The other conditions express that, on each cathode, the electric charge is:

$$Q_i(0) = \int_{\Gamma_i^c} (\epsilon \nabla \varphi - \mathbf{d}^T e(u))(\cdot, 0) \cdot \mathbf{n} \, d\sigma = 0 \quad (129)$$

The first step towards the analysis and numerical approximation (see section 4) of the problem (125,126,127) is to write the associated variational formulation (or weak formulation in space). To do so we introduce the variational space

$$\mathcal{X} = H^1(\Omega_S)^3$$

corresponding to the elastic variable. Looking at the first equation of (127), we see that φ is constant on each Γ_i^c , which suggest to look for the electric variable in the space

$$\mathcal{Y} = \{\psi \in H^1(\Omega_P) \mid \psi = 0 \text{ on } \Gamma_i^a \text{ and } \psi|_{\Gamma_i^c} \in \mathbb{P}_0(\Gamma_i^c), \quad 1 \leq i \leq N_B\},$$

It turns out to be useful to decompose \mathcal{Y} as $\mathcal{Y} = \mathcal{Y}_0 \oplus \mathcal{Y}_{\text{stat}}$ where

$$\mathcal{Y}_0 = \{\psi \in H^1(\Omega_P) \mid \psi = 0 \text{ on } \Gamma_i^a \cup \Gamma_i^c \quad 1 \leq i \leq N_B\}, \quad \mathcal{Y}_{\text{stat}} = \text{span}\{\varphi_1, \dots, \varphi_{N_B}\}$$

and each φ_i is chosen to be the solution of the electro-static problem

$$\begin{cases} \operatorname{div}(\epsilon \nabla \varphi_i) = 0, & x \in \Omega_P^i, \\ \varphi_i = 0 & x \in \Omega_P \setminus \Omega_P^i, \end{cases} \quad \text{and} \quad \begin{cases} \varphi_i = 0, & x \in \Gamma_i^a, \quad \varphi_i = 1, \quad x \in \Gamma_i^c, \\ \epsilon \nabla \varphi_i \cdot \mathbf{n} = 0 & x \in \Gamma_i^r. \end{cases} \quad (130)$$

One can remark that if $i \neq j$, we have, since φ_i and φ_j have disjoint supports

$$\int_{\Omega_P} \epsilon \nabla \varphi_i \cdot \nabla \varphi_j \, dx = 0. \quad (131)$$

Moreover from (130), we also deduce that

$$\int_{\Omega_P} \epsilon \nabla \varphi_i \cdot \nabla \varphi_0 \, dx = \int_{\Gamma_i^c} \epsilon \nabla \varphi_i \cdot \mathbf{n} \, \varphi_0 \, d\sigma = 0, \quad \forall \varphi_0 \in \mathcal{Y}_0. \quad (132)$$

The decomposition $\mathcal{Y} = \mathcal{Y}_0 \oplus \mathcal{Y}_{\text{stat}}$ enables us to write

$$\varphi(x, t) = \varphi_0(x, t) + \sum_{i=1}^{N_B} \lambda_i(t) \varphi_i(x), \quad \varphi_0(\cdot, t) \text{ in } \mathcal{Y}_0 \text{ and } \lambda_i(t) \in \mathbb{R}. \quad (133)$$

It is interesting to emphasize that the scalar function $\lambda_i(t)$ is related to the electric charge $Q_i(t)$ (cf 124) and the displacement field through the equality (simply substitute (133) into (124))

$$Q_i(t) + \left(\int_{\Omega_P^i} \epsilon \nabla \varphi_i \cdot \nabla \varphi_i \, dx \right) \lambda_i(t) - \int_{\Omega_P^i} \mathbf{d}^T e(u(t)) \nabla \varphi_i \, dx = 0, \quad (134)$$

After multiplying by test functions, v and ψ in \mathcal{X} and \mathcal{Y}_0 the two equations of (125), we obtain, using the boundary condition (126) and the last two equations of (127):

$$\begin{cases} \frac{d^2}{dt^2} \rho(u(t), v) + a(u(t), v) = -b(\varphi_0(t), v) - \sum_{i=1}^{N_B} \lambda_i(t) b(\varphi_i, v) & \forall v \in \mathcal{X}, \\ c(\varphi_0(t), \psi) = b(\psi, u(t)) & \forall \psi \in \mathcal{Y}_0, \end{cases} \quad (135)$$

where

$$\begin{aligned} \rho(u, v) &= \int_{\Omega_S} \rho u \cdot v \, dx, & \forall (u, v) \in \mathcal{X} \times \mathcal{X}, & \quad b(\varphi, u) = \int_{\Omega_P} \mathbf{d} \nabla \varphi : e(u) \, dx, & \quad \forall (\varphi, u) \in \mathcal{Y} \times \mathcal{X}, \\ a(u, v) &= \int_{\Omega_S} C e(u) : e(v) \, dx, & \forall (u, v) \in \mathcal{X} \times \mathcal{X}, & \quad c(\varphi, \psi) = \int_{\Omega_P} \epsilon \nabla \varphi \cdot \nabla \psi \, dx, & \quad \forall (\varphi, \psi) \in \mathcal{Y} \times \mathcal{Y}. \end{aligned} \quad (136)$$

Note that, at this stage, the equation on the Γ_i^c has not been used since the trace on Γ_i^c of test functions in \mathcal{Y}_0 vanish. We need to deduce new equations by taking the φ_j 's as test functions for the first equation of (125). By differentiating the first equation of (125) in time, multiplying by φ_j and integrating over Ω_P , we obtain:

$$\int_{\Omega_P} \epsilon \nabla \frac{\partial}{\partial t} \varphi \cdot \nabla \varphi_j \, dx = \int_{\Omega_P} \mathbf{d}^T e \left(\frac{\partial}{\partial t} u \right) \cdot \nabla \varphi_j \, dx + \sum_{i=1}^{N_B} \int_{\Gamma_i^c} \frac{\partial}{\partial t} (\epsilon \nabla \varphi - \mathbf{d}^T e(u)) \cdot \mathbf{n} \varphi_j \, ds,$$

where the homogeneous equation of (127) has been used to get rid of the integrals on Γ_i^a and Γ_i^r . Now, using that φ_j equals 1 on Γ_j^c , has a support embedded in Ω_P^j and the first equation of (127) we can write

$$\sum_{i=1}^{N_B} \int_{\Gamma_i^c} \frac{\partial}{\partial t} (\epsilon \nabla \varphi - \mathbf{d}^T e(u)) \cdot \mathbf{n} \varphi_j \, d\sigma = \frac{1}{R_j} (V_j - \varphi|_{\Gamma_j^c}),$$

which enable us, with (131) and (132), to deduce an ordinary differential equation for each λ_j (we introduce the impedance $Z_j = 1/R_j$)

$$c(\varphi_j, \varphi_j) \frac{d}{dt} \lambda_j(t) + Z_j \lambda_j(t) = \frac{d}{dt} b(\varphi_j, u(t)) + Z_j V_j(t) \quad 1 \leq j \leq N_B. \quad (137)$$

that we complete by an initial condition that will replace the initial condition on the electric charge (129) using (134) and (128)

$$\lambda_j(0) = 0, \quad 1 \leq j \leq N_B. \quad (138)$$

The full problem reads:

$$\left\{ \begin{array}{l} \text{Find } (u, \varphi_0, \Lambda = (\lambda_i)) : \mathbb{R}^+ \longrightarrow \mathcal{X} \times \mathcal{Y}_0 \times \mathbb{R}^{N_B} \text{ such that} \\ \frac{d^2}{dt^2} \rho(u(t), v) + a(u(t), v) = -b(\varphi_0(t), v) - \sum_{i=1}^{N_B} b(\varphi_i, v) \lambda_i(t) & \forall v \in \mathcal{X}, \\ c(\varphi_0(t), \psi) = b(\psi, u(t)) & \forall \psi \in \mathcal{Y}_0, \\ c(\varphi_j, \varphi_j) \frac{d}{dt} \lambda_i(t) + Z_i \lambda_i(t) = \frac{d}{dt} b(\varphi_i, u(t)) + Z_i V_i(t) & 1 \leq i \leq N_B, \end{array} \right. \quad (139)$$

completed with initial conditions (128, 138). We easily get an energy identity by choosing as test functions $v = \partial u / \partial t$ and $\psi = \varphi_0$ after differentiating in time the second equation of (139). After summation, we first get

$$\frac{1}{2} \frac{d}{dt} \left(\rho \left(\frac{\partial}{\partial t} u(t), \frac{\partial}{\partial t} u(t) \right) + a(u(t), u(t)) + c(\varphi_0(t), \varphi_0(t)) \right) = - \sum_{i=1}^{N_B} \lambda_i(t) \frac{d}{dt} b(\varphi_i, u(t)).$$

The right hand side above can be replaced using the third equation of (139) multiplied by λ_i , which finally gives

$$\frac{1}{2} \frac{d}{dt} \mathcal{E}(t) + \sum_{i=1}^{N_B} Z_i \lambda_i^2(t) = \sum_{i=1}^{N_B} Z_i V_i(t) \lambda_i(t),$$

where the energy $\mathcal{E}(t)$ is defined as

$$\mathcal{E}(t) = \rho \left(\frac{\partial}{\partial t} u(t), \frac{\partial}{\partial t} u(t) \right) + a(u(t), u(t)) + c(\varphi_0(t), \varphi_0(t)) + \sum_{i=1}^{N_B} c(\varphi_i, \varphi_i) \lambda_i^2(t).$$

Using $V_i(t) \lambda_i(t) \leq \lambda_i^2(t) + V_i^2(t)/4$, we obtain the inequality $\frac{d}{dt} \mathcal{E}(t) \leq \frac{1}{4} \sum_{i=1}^{N_B} Z_i V_i^2(t)$, which leads to the estimate

$$\sup_{t \in [0, T]} \mathcal{E}(t) \leq \frac{Z_i}{4} \sum_{i=1}^{N_B} \|V_i(t)\|_{L^2([0, T])}^2. \quad (140)$$

This estimate is the basic estimate to prove the following existence and uniqueness theorem, based on the equivalence between (139, 128, 138) and (125, 127, 128, 129) :

Theorem 3.2. *Assume that, for all $i \in \{1, \dots, N_B\}$, one has $V_i(t) \in H_{loc}^k(\mathbb{R}^+)$, then the problem (125, 127, 128, 129) admits a unique solution*

$$u \in C^{k+1}(\mathbb{R}^+; L^2(\Omega_S)^3) \cap C^k(\mathbb{R}^+; H^1(\Omega_S)^3), \quad \varphi \in C^k(\mathbb{R}^+; H^1(\Omega_P)).$$

4. NUMERICAL APPROXIMATION

We present a numerical method to handle the problem (125, 127, 128, 129) via its weak formulation (139, 128, 138). The space discretization relies on a standard Galerkin approach. We use in practice the hexahedral spectral elements (see [1, 2] for more details on spectral elements) that provides mass lumping. The time discretization will be done via a particular second order finite difference scheme constructed in such a way that the stability of the fully discrete problem is guaranteed, under a CFL condition, through an energy approach.

4.1. Spatial discretization

4.1.1. Semi discrete problem

We introduce some finite-dimensional approximation spaces

$$\mathcal{X}_h \subset \mathcal{X}, \quad \text{and} \quad \mathcal{Y}_{0,h} \subset \mathcal{Y}_0.$$

In practice we use the high order spectral elements on hexahedral meshes as defined in [1] which provide good approximation properties (spectral convergence property for instance).

In our presentation, we are going to suppose that the electrostatic functions φ_i are known. This is the case for instance in the situation where the Ω_P^i 's are parallelepipeds, as in figure : φ_i is simply a "1D" linear function

that goes from 0 on the anode to 1 on the cathode. If this is not the case, these functions need to be precomputed (which leads to an additional approximation) using again finite elements for instance. The semi-discrete version of (139) is

$$\left\{ \begin{array}{l} \text{Find } (u_h, \varphi_{0,h}, \Lambda_h = (\lambda_{i,h})) : \mathbb{R}^+ \longrightarrow \mathcal{X}_h \times \mathcal{Y}_{0,h} \times \mathbb{R}^{N_B} \text{ such that} \\ \frac{d^2}{dt^2} \rho_h(u_h(t), v_h) + a_h(u_h(t), v_h) = -b_h(\varphi_{0,h}(t), v_h) - \sum_{i=1}^{N_B} b_h(\varphi_i, v_h) \lambda_i(t) \quad \forall v_h \in \mathcal{X}_h, \\ c_h(\varphi_{0,h}(t), \psi_{0,h}) = b_h(\psi_{0,h}, u_h(t)) \quad \forall \psi_{0,h} \in \mathcal{Y}_{0,h}, \\ c(\varphi_j, \varphi_j) \frac{d}{dt} \lambda_{i,h}(t) + Z_i \lambda_{i,h}(t) = \frac{d}{dt} b_h(\varphi_{i,h}, u_h(t)) + Z_i V_i(t) \quad 1 \leq i \leq N_B, \end{array} \right. \quad (141)$$

The subscript h in the bilinear forms indicate that they can be computed in an approximate way. In practice, with hexahedral spectral elements, we shall use the Gauss-Lobatto quadrature formulae of appropriate order (see [2] for more details and theory), that provide in particular mass lumping for the elastic unknowns.

We write the algebraic version of the semi discrete problem by introducing the vectors $U_h(t)$ and $\Phi_{0,h}(t)$ as the vectors associated to the decomposition of u_h and $\varphi_{0,h}$ in appropriate bases \mathcal{X}_h and $\mathcal{Y}_{0,h}$ respectively (in practice, these are the standard Lagrange bases).

$$\left\{ \begin{array}{l} M \frac{d^2}{dt^2} U_h + K U_h = -B \Phi_{0,h} - B_{\text{stat}} \Lambda_h, \\ C \Phi_{0,h} = B^T U_h, \\ C_{\text{stat}} \frac{d}{dt} \Lambda_h + Z_{\text{stat}} \Lambda_h = B_{\text{stat}}^T \frac{d}{dt} U_h + Z_{\text{stat}} V_{\text{stat}}, \end{array} \right. \quad (142)$$

where M, K, C (they depend on h but we dropped the subscript h for simplicity of notation) are square matrices corresponding respectively to the bilinear forms $\rho_h(\cdot, \cdot), a_h(\cdot, \cdot)$ and $c_h(\cdot, \cdot)$. C_{stat} and Z_{stat} are $N_B \times N_B$ diagonal matrices whose i th element is $c(\varphi_i, \varphi_i)$ and Z_i (respectively).

Finally B and B_{stat} are $\dim(\mathcal{X}_h) \times \dim(\mathcal{Y}_{0,h})$ and $\dim(\mathcal{X}_h) \times N_B$ rectangular matrices associated to the bilinear form $b_h(\cdot, \cdot)$ and $V_{\text{stat}}(t) = (V_i(t)) \in \mathbb{R}^{N_B}$.

To anticipate the time discretization, we eliminate the vector $\Phi_{0,h}$ which is linked to U_h by a static equation. Note that the matrix C is positive definite. We get

$$\left\{ \begin{array}{l} M \frac{d^2}{dt^2} U_h + (K + B C^{-1} B^T) U_h = -B_{\text{stat}} \Lambda_h \\ C_{\text{stat}} \frac{d}{dt} \Lambda_h + Z_{\text{stat}} \Lambda_h = B_{\text{stat}}^T \frac{d}{dt} U_h + Z_{\text{stat}} V_{\text{stat}} \end{array} \right. \quad (143)$$

We can prove the stability of the semi-discrete scheme through a semi discrete energy relation that we choose to write in algebraic form. Multiplying (in the sense of inner products) the first equation of (143) by dU_h/dt and the second equation by Λ_h , we obtain after summation ($(\cdot, \cdot)_2$ refers to any euclidian scalar product):

$$\frac{d}{dt} E_h(t) + (Z_{\text{stat}} \Lambda_h, \Lambda_h)_2 = (Z_{\text{stat}} V_{\text{stat}}, \Lambda_h)_2, \quad (144)$$

with

$$E_h(t) = \left(M \frac{dU_h}{dt}, \frac{dU_h}{dt} \right)_2 + (K + BC^{-1}B^T) U_h, U_h)_2 + (C_{\text{stat}} \Lambda_h, \Lambda_h)_2, \quad (145)$$

4.2. Time discretization

4.2.1. Presentation of the scheme

In what follows, we shall use a constant time step Δt and for any $F(t)$ we shall denote by F^n the approximation of $F(t^n)$ with $t^n = n\Delta t$. We look for a second order in time energy preserving scheme, so the natural idea is to use centered approximation of all time derivatives in a leap frog manner. One objective is, in order to limit the computational time, to keep explicit the computation of the displacement field, and at the same time, for robustness, to ensure that the CFL stability condition of the method should not be affected by the modeling of the electric energization process. This led us to consider the following ‘‘implicit’’ approximation for the Λ terms in the two equations of (143)

$$\Lambda_h(t^n) \simeq \frac{\Lambda_h^{n+1} + 2\Lambda_h^n + \Lambda_h^{n-1}}{4} \quad (:= \tilde{\Lambda}_h^n). \quad (146)$$

We shall prove in the next section that this choice has no influence on the CFL condition and we shall see in section 4.2.3 that the effective computation of Λ_h^n is explicit.

This leads to the full discrete scheme:

$$\begin{cases} M \frac{U_h^{n+1} - 2U_h^n + U_h^{n-1}}{\Delta t^2} + (K + BC^{-1}B^T) U_h^n = -B_{\text{stat}} \frac{\Lambda_h^{n+1} + 2\Lambda_h^n + \Lambda_h^{n-1}}{4} & (i) \\ C_{\text{stat}} \frac{\Lambda_h^{n+1} - \Lambda_h^{n-1}}{2\Delta t} + Z_{\text{stat}} \frac{\Lambda_h^{n+1} + 2\Lambda_h^n + \Lambda_h^{n-1}}{4} = B_{\text{stat}}^T \frac{U_h^{n+1} - U_h^{n-1}}{2\Delta t} + Z_{\text{stat}} V_{\text{stat}}^n & (ii) \end{cases} \quad (147)$$

4.2.2. Stability analysis

We use an energy approach. The first equation of the scheme (147) can also be rewritten

$$\begin{aligned} \left(M - \frac{\Delta t^2}{4} (K + BC^{-1}B^T) \right) \frac{U_h^{n+1} - 2U_h^n + U_h^{n-1}}{\Delta t^2} \Lambda_h + (K + BC^{-1}B^T) \frac{U_h^{n+1} + 2U_h^n + U_h^{n-1}}{4} \\ = -B_{\text{stat}} \frac{\Lambda_h^{n+1} + 2\Lambda_h^n + \Lambda_h^{n-1}}{4} \end{aligned} \quad (148)$$

Multiplying (148) by $\frac{U_h^{n+1} - U_h^{n-1}}{2\Delta t}$ and (147) (ii) by $\tilde{\Lambda}_h^n$ (cf 146) gives after summation:

$$\frac{E^{n+1/2} - E^{n-1/2}}{2\Delta t} + (Z_{\text{stat}} \tilde{\Lambda}_h^n, \tilde{\Lambda}_h^n)_2 = (Z_{\text{stat}} \tilde{\Lambda}_h^n, V_{\text{stat}}^n)_2, \quad (149)$$

where the discrete energy is defined as

$$\begin{aligned} E^{n+1/2} = & \left(\left[M - \frac{\Delta t^2}{4} (K + BC^{-1}B^T) \right] \frac{U_h^{n+1} - U_h^n}{\Delta t}, \frac{U_h^{n+1} - U_h^n}{\Delta t} \right)_2 \\ & + \left((K + BC^{-1}B^T) \frac{U_h^{n+1} + U_h^n}{2}, \frac{U_h^{n+1} + U_h^n}{2} \right)_2 + \frac{1}{2} \left(C_{\text{stat}} \frac{\Lambda_h^{n+1} + \Lambda_h^n}{2}, \frac{\Lambda_h^{n+1} + \Lambda_h^n}{2} \right)_2. \end{aligned} \quad (150)$$

The identity (149) shows, thanks to the positivity of Z_{stat} that this discrete energy decays when $V_{\text{stat}}^n = 0$, which corresponds the natural losses in the resistors. More generally, by discrete Gronwall’s techniques, one easily deduces from (149) a priori bounds for the energy which are independent on the discretization parameters

Δt and h . The stability analysis is reduced to proving the positivity of the energy which obviously amounts to ensuring the positivity of the first term of the right hand side of (150). This leads to the CFL sufficient (we conjecture that it is also necessary) time step restriction

$$\Delta t \leq 2 \rho \left(M^{-1} (K + BC^{-1}B^T) \right)^{-\frac{1}{2}} \quad (151)$$

where $\rho(A)$ denotes the spectral radius of any matrix A . Note that, as announced, this stability condition is independent of C_{stat} or Z_{stat} , i. e. of the energization process.

4.2.3. The computational algorithm

The practical implementation of the scheme (147) is done in three steps.

To do so we define $U_{0,h}^{n+1}$ as the solution one would obtain if $\tilde{\Lambda}_h^n$ were 0, namely

$$M \frac{U_{0,h}^{n+1} - 2U_h^n + U_h^{n-1}}{\Delta t^2} + (K + BC^{-1}B^T)U_h^n = 0, \quad (152)$$

which enables us to rewrite (147)(i) as

$$MU_h^{n+1} = MU_{0,h}^{n+1} - \Delta t^2 B_{\text{stat}} \frac{\Lambda_h^{n+1} + 2\Lambda_h^n + \Lambda_h^{n-1}}{4}. \quad (153)$$

Moreover, eliminating U_h^{n+1} , using a Schur complement, in (147)(ii) leads to

$$C_{\text{stat}} \frac{\Lambda_h^{n+1} - \Lambda_h^{n-1}}{2\Delta t} + \tilde{Z}_{\text{stat}} \frac{\Lambda_h^{n+1} + 2\Lambda_h^n + \Lambda_h^{n-1}}{4} = B_{\text{stat}}^T \frac{U_{0,h}^{n+1} - U_h^{n-1}}{2\Delta t} + Z_{\text{stat}} V_{\text{stat}}^n, \quad (154)$$

with \tilde{Z}_{stat} defined by

$$\tilde{Z}_{\text{stat}} = Z_{\text{stat}} + \frac{\Delta t}{2} B_{\text{stat}}^T M^{-1} B_{\text{stat}}.$$

Therefore (147) is equivalent to (152, 153, 154) and the computational algorithm at time t^{n+1} is

- Prediction. Knowing U_h^n and U_h^{n-1} , compute $U_{0,h}^{n+1}$, using (152).
- Boundary terms. Compute Λ_h^{n+1} with $U_{0,h}^{n+1}$, U_h^{n-1} and Λ_h^{n-1} using the equation (154):
- Correction. Compute U_h^{n+1} given by (153)

The first step of the algorithm implies the inversion of the matrix C . In practice we do not store the inverse of the matrix but at each time step we compute $\Phi_{0,h}^n$ such that

$$C \Phi_{0,h}^n = B^T U_h^n,$$

this enable to recover the value of the electric potential (φ_h^n) in the piezoelectric domains (using $\Phi_{0,h}^n$ and Λ_h^n in a post-processing process using the decomposition property (133)). We emphasize that the the computation of Λ_h is explicit since \tilde{Z}_{stat} and C_{stat} are positive diagonal matrices.

5. NUMERICAL RESULTS

Our numerical simulations concern the 2D problem. We look at the configuration described in figure 4. The physical parameters are given in table 1. We consider a sensor posed on a isotropic homogeneous half-space with a circular defect (a hole). The sensor is made of twenty piezoelectric bars ($N_B = 20$) separated by a polymer. We use stress free condition on all the elastic boundaries and a perfectly matched layer is used to bound the computational domain.

Piezoelectric material					
\mathbf{C}_{1111}	111.0	\mathbf{C}_{1122}	15.4	\mathbf{C}_{2222}	121.0
\mathbf{C}_{1212}	21.1	ρ	7.75		
\mathbf{d}_{112}	12.7	\mathbf{d}_{211}	-5.4	\mathbf{d}_{222}	15.1
ϵ_{11}	1730	ϵ_{22}	1700		
Polymer (isotropic)					
\mathbf{C}_{1111}	8.5	\mathbf{C}_{1122}	4.3	ρ	1.1
ϵ_{11}	4	ϵ_{22}	5		
half-space (isotropic)					
\mathbf{C}_{1111}	27.15	\mathbf{C}_{1122}	10.88	ρ	7.8

TABLE 1. Electric and elastic properties of the materials.

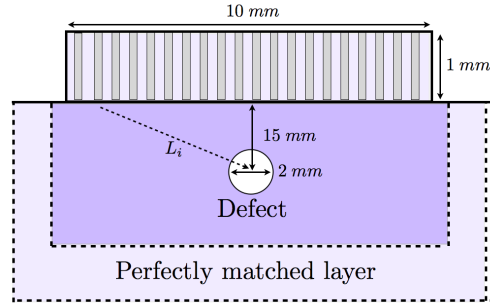


FIGURE 4. Schematic view of the testing configuration.

In table 1, the density ρ are in $kg.m^{-3}$, the elastic coefficients \mathbf{C}_{ijkl} are in GPa , the piezoelectric coefficients \mathbf{d}_{ij} in $C.m^{-2}$ and the permittivities ϵ_{ii} are given relatively to the permittivity of the vacuum. After taking into account the symmetry properties of the tensors, the remaining coefficients are zero.

We assume that all piezoelectric bars are connected to one cathode and one anode which are linked to a distinct generator whose resistance is set to $R_i = 0.001 \Omega$. Each cathode are excited using a source function of the form $V_i(t; \tau, f_0) = [\cos(2\pi f_0(t - \tau_i)) + 1]$ when $t \in [\tau_i, 1/f_0 + \tau_i]$ and 0 otherwise. We choose for all the V_i , $f_0 = 4MHz$, the delay τ_i (in μs) will be set to 0 for all i in a first simulation then in a second simulation the τ_i will depends on the position of the piezoelectric bar it refers to. More precisely, we note L_i the distance from the center of the defect to the center of the i th anode and

$$L_+ = \max L_i, \quad I = \operatorname{argmax} L_i,$$

V_+ will denote the velocity of the pressure wave in the isotropic half-space. We consider that the center of the anode of each piezoelectric bar behave like point sources and we want to generate pressure waves that start from each point sources and reach the center of the defect at the same time, this means that

$$\frac{L_i}{V_+} - \tau_i = \frac{L_I}{V_+} - \tau_I \quad 1 \leq i \leq N_B,$$

setting $\tau_I = 0$ enable us to compute all the τ_i 's. We recover numerically the potential on the cathodes (given by $\lambda_{i,h}^n$). Figure 6 represent the potential on the tenth cathode. We clearly see that the focusing effect results in the best detection of the defect. Figures 7 represents different snapshots of the simulation with and without delay.

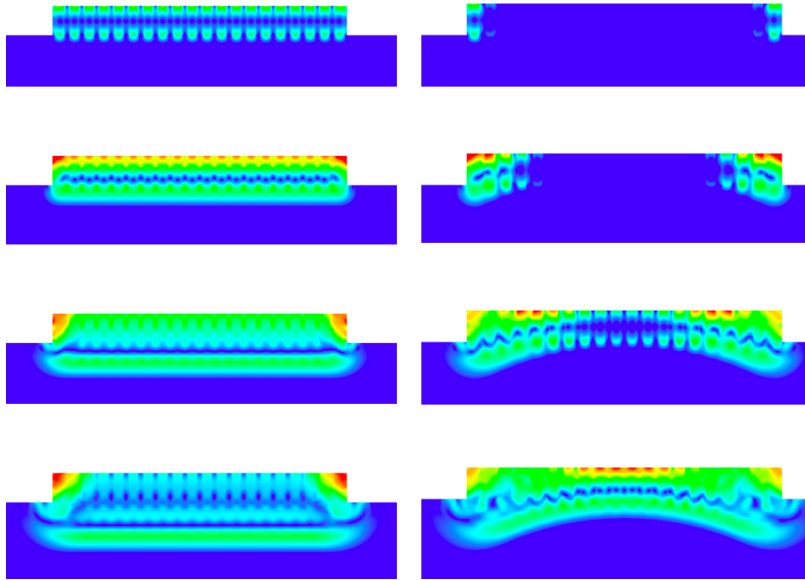


FIGURE 5. Top to bottom: snapshots of the absolute value of the displacement at $t = 0.26, 0.52, 0.78, 1.04 \mu s$. Zoom on the sensor when the piezoelectric bars are excited without delay (left) and with delay (right).

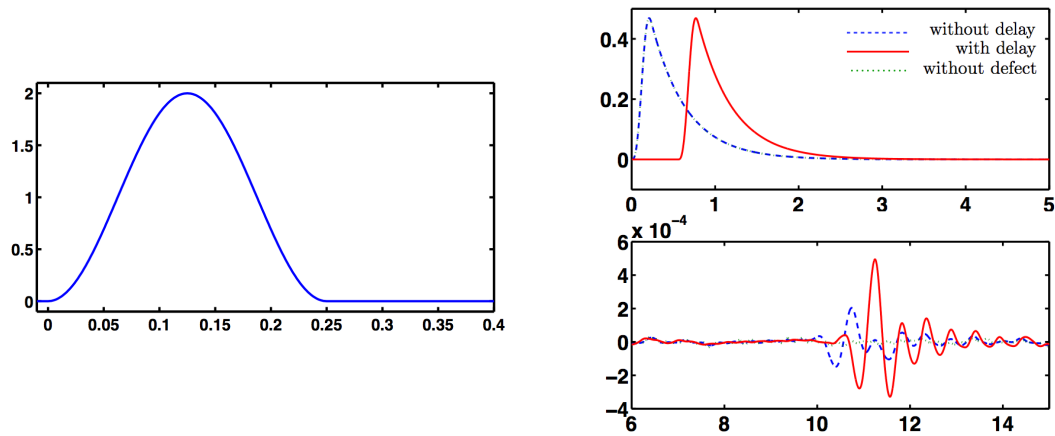


FIGURE 6. Value of the potential versus time for $V_i(t)$ with $\tau_i = 0$ (left) and value of the potential versus time (in μs) recovered on the tenth electrode (right).

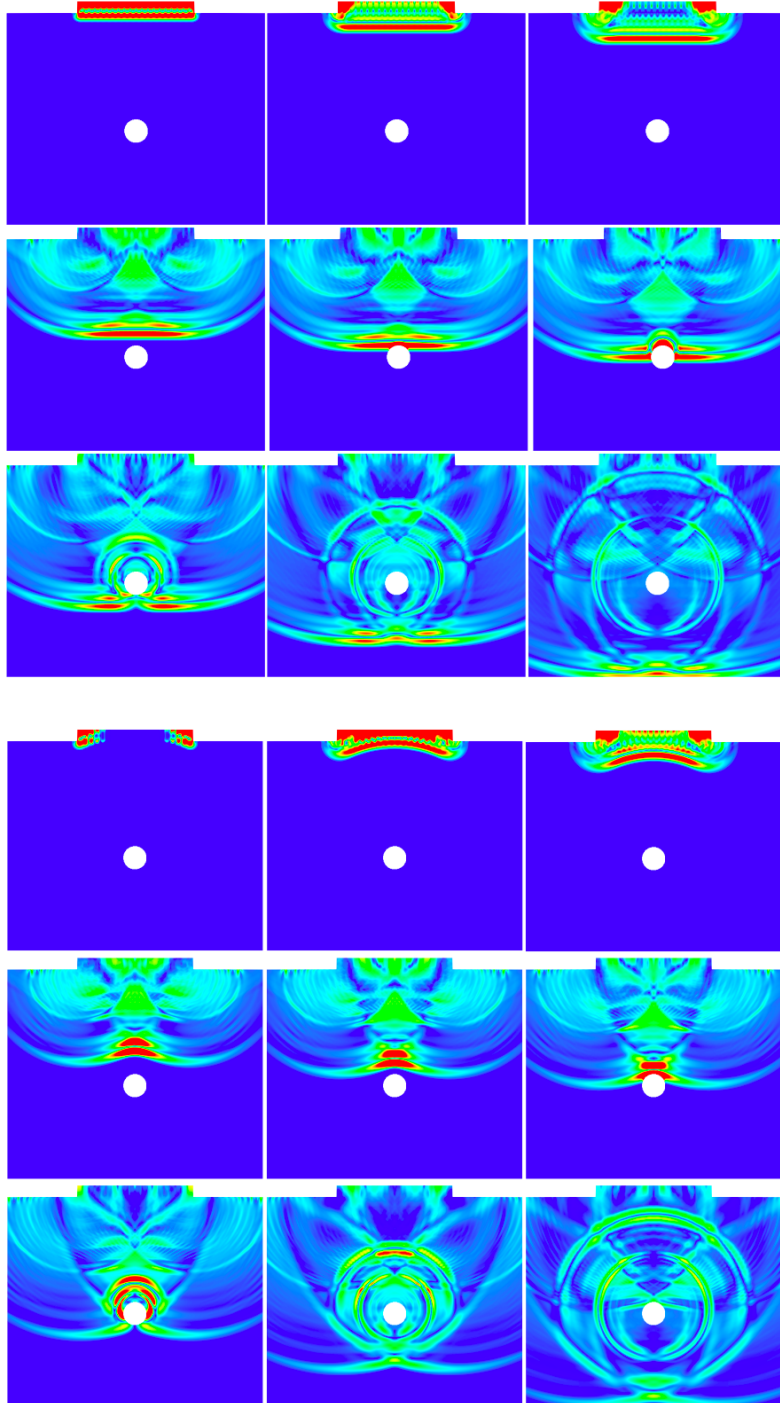


FIGURE 7. From left to right, top to bottom: snapshots of the absolute value of the displacement at $t = 0.52, 1.04, 1.57, 4.71, 5.24, 5.76, 6.81, 8.39, 9.96 \mu s$. The electrodes are excited without delay (upper figures) and with delay (lower figures).

6. APPENDIX : FRIEDRICHS LIKE INEQUALITY FOR FUNCTIONS IN $W_\epsilon(\mathbb{R}^3)$

We recall the definition of the Hilbert space

$$W_\epsilon(\mathbb{R}^3) = \left\{ \frac{u}{\sqrt{1+|x|^2}} \in L^2(\mathbb{R}^3)^3 \text{ such that } \nabla \times u \in L^2(\mathbb{R}^3)^3 \text{ and } \nabla \cdot \epsilon u = 0 \right\},$$

equipped with the norm

$$\|u\|_{W(\mathbb{R}^3)} = \left\| \frac{u}{\sqrt{1+|\mathbf{x}|^2}} \right\|_{L^2(\mathbb{R}^3)} + \|\nabla \times u\|_{L^2(\mathbb{R}^3)}.$$

Theorem 6.1. *Let $u \in W_\epsilon(\mathbb{R}^3)$, there exists a constant $C > 0$ such that :*

$$\left\| \frac{u}{\sqrt{1+|\mathbf{x}|^2}} \right\|_{L^2(\mathbb{R}^3)} \leq C \|\nabla \times u\|_{L^2(\mathbb{R}^3)},$$

where ϵ is a positive scalar bounded piecewise smooth function of x (the extension of this theorem when $\epsilon(x)$ is a matrix is trivial), constant outside the ball centered in 0 of radius $R > 0$: $B_{0,R}$.

Proof. The idea is quite natural and consists in combining adequately local compactness arguments for dealing with the region where the coefficient ϵ varies with the fact that “the div-curl norm” locally coincides with the H^1 -norm, which we shall use in the exterior domain where the coefficient ϵ is constant.

In what follows C will be the generic notation for a positive constant that may vary from one line to the other. The proof will be done by contradiction, assuming that the result is false, there exist a sequence of function $\{u_n\} \subset W_\epsilon(\mathbb{R}^3)$ such that

$$\left\| \frac{u_n}{\sqrt{1+|x|^2}} \right\|_{L^2(\mathbb{R}^3)} = 1, \quad \|\nabla \times u_n\|_{L^2(\mathbb{R}^3)} = \frac{1}{n}. \quad (155)$$

u_n being bounded in the norm of $W_\epsilon(\mathbb{R}^3)$ we have that u_n converges weakly (up to a subsequence) to a limit u which fulfills

$$\|\nabla \times u\|_{L^2(\mathbb{R}^3)} = 0,$$

since $u \in [L^2_{loc}(\mathbb{R}^3)]^3$ we have that $u = \nabla \varphi$ where $\varphi \in H^1_{loc}(\mathbb{R}^3)$. As we also have $\nabla \cdot \epsilon u = 0$ we have that φ is solution of the problem

$$-\nabla \cdot \epsilon \nabla \varphi = 0, \quad x \in \mathbb{R}^3, \quad \varphi \in H^1_{loc}(\mathbb{R}^3) \text{ and } \frac{\nabla \varphi}{\sqrt{1+|x|^2}} \in L^2(\mathbb{R}^3)^3.$$

or equivalently (\mathbf{r} represent the unit vector normal to $B_{0,2R}$)

$$-\nabla \cdot \epsilon \nabla \varphi = 0, \quad x \in B_{0,2R}, \quad \epsilon \nabla \varphi \cdot \mathbf{r} = T(\varphi), \quad x \in \partial B_{0,2R}, \quad (156)$$

with the Dirichlet to Neumann operator T defined by (see [15] for more details)

$$\begin{aligned} T : H^{1/2}(\partial B_{0,2R}) &\longmapsto H^{-1/2}(\partial B_{0,2R}) \\ \varphi &\longmapsto T(\varphi) = (\epsilon \nabla \psi \cdot \mathbf{r})|_{\partial B_{0,2R}}, \end{aligned}$$

where ψ is the solution of

$$-\Delta \psi = 0 \quad x \in \mathbb{R}^3 \setminus B_{0,2R}, \quad \psi = \varphi, \quad x \in \partial B_{0,2R}.$$

ψ has an explicit expression (again see [15]) up to a constant term

$$\psi = \sum_{l=0}^{+\infty} \sum_{m=-l}^l \frac{(\varphi, Y_l^m)_{L^2(\partial B_{0,2R})} Y_l^m}{((2R)^{-1}|x|)^{l+1}}. \quad (157)$$

where Y_l^m denote the spherical harmonic functions on the unit sphere. We can derive from the equation (157) the expression of T :

$$T(\varphi) = - \sum_{l=0}^{+\infty} \sum_{m=-l}^l (l+1) (\varphi, Y_l^m)_{L^2(\partial B_{0,1})} Y_l^m.$$

Multiplying equation (156) by φ gives the relation

$$(\epsilon \nabla \varphi, \nabla \varphi)_{L^2(B_{0,2R})} - \langle T(\varphi), \varphi \rangle_{\partial B_{0,2R}} = 0,$$

we can easily shown that $-\langle T(\varphi), \varphi \rangle_{\partial B_{0,1}}$ is positive for all φ , proving that $u = \nabla \varphi = 0$ on $B_{0,2R}$. We now introduce a smooth truncating function $\chi(x)$ which equals 1 on $B_{0,R}$ and 0 on $\mathbb{R}^3 \setminus B_{0,2R}$. We will denote by \mathcal{O} the region $B_{0,2R} \setminus B_{0,R}$. We have the decomposition

$$u_n = v_n + w_n \text{ with } v_n = \chi u_n \text{ and } w_n = (1 - \chi) u_n,$$

we naturally use the triangular inequality to write

$$\left\| \frac{u_n}{\sqrt{1+|x|^2}} \right\|_{L^2(\mathbb{R}^3)} \leq \left\| \frac{v_n}{\sqrt{1+|\mathbf{x}|^2}} \right\|_{L^2(\mathbb{R}^3)} + \left\| \frac{w_n}{\sqrt{1+|x|^2}} \right\|_{L^2(\mathbb{R}^3)}.$$

We have to bound v_n and w_n by terms in u_n that must tends to 0. For v_n we have

$$\left\| \frac{v_n}{\sqrt{1+|\mathbf{x}|^2}} \right\|_{L^2(\mathbb{R}^3)} \leq \|v_n\|_{L^2(B_{0,2R})} \leq C \left(\|\nabla \times v_n\|_{L^2(B_{0,2R})} + \|\nabla \cdot \epsilon v_n\|_{L^2(B_{0,2R})} \right), \quad (158)$$

the second inequality is obtained using Friedrichs like inequality on domain satisfying the restricted cone property (smooth convex domain like $B_{0,R}$ satisfies the restricted cone property). This inequality is given by the following lemma:

Lemma 6.1.1. *Let $r_n \in L^2(\Omega)^3$ be a bounded sequence with $\nabla \cdot \epsilon r_n \in L^2(\Omega)$, $\nabla \times r_n \in L^2(\Omega)$, where Ω respect the restricted cone property with $r \times n = 0$ on $\partial\Omega$. Then there exist a limit r and a subsequence r_m such that r_m converges strongly to r in $L^2(\Omega)^3$. Moreover there exists $C > 0$ such that for all $r \in L^2(\Omega)^3$ with $(\nabla \cdot \epsilon r, \nabla \times r) \in L^2(\Omega)$ and $r \times n = 0$ on $\partial\Omega$ we have*

$$\|r\|_{L^2(\Omega)} \leq C(\|\nabla \cdot \epsilon r\|_{L^2(\Omega)} + \|\nabla \times r\|_{L^2(\Omega)})$$

The proof is given in [16], the inequality being a direct consequence of the compactness result. This lemma imply that v_n converges strongly to a limit v in $L^2(\mathcal{O})^3$. The definition $v_n = \chi u_n$ implies that u_n converges strongly to u in $L^2(\mathcal{O})^3$ and so u_n converges strongly to 0 in $L^2(\mathcal{O})^3$. Replacing v_n in term of u_n in the inequality (158) give

$$\left\| \frac{v_n}{\sqrt{1+|\mathbf{x}|^2}} \right\|_{L^2(\mathbb{R}^3)} \leq C \left(\|\nabla \times u_n\|_{L^2(B_{0,2R})} + \|\nabla \chi\|_{L^\infty(\mathcal{O})} \|u_n\|_{L^2(\mathcal{O})} \right). \quad (159)$$

We now apply similar treatments on w_n . We first apply Hardy's inequality (again see [15]) to obtain

$$\left\| \frac{w_n}{\sqrt{1+|\mathbf{x}|^2}} \right\|_{L^2(\mathbb{R}^3)} \leq \|\nabla w_n\|_{L^2(\mathbb{R}^3)} = \|\nabla w_n\|_{L^2(\mathbb{R}^3 \times \mathbb{R}^3 \setminus B_{0,R})}. \quad (160)$$

We can decompose ∇w_n in a rotational part and a divergence part

$$\begin{aligned} \|\nabla w_n\|_{L^2(\mathbb{R}^3 \times^3 \setminus B_{0,R})} &= \|\nabla \times w_n\|_{L^2(\mathbb{R}^3 \setminus B_{0,R})} + \|\nabla \cdot w_n\|_{L^2(\mathbb{R} \setminus B_{0,R})} \\ &\leq C \left(\|\nabla \times w_n\|_{L^2(\mathbb{R}^3 \setminus B_{0,R})} + \|\nabla \cdot \epsilon w_n\|_{L^2(\mathbb{R}^3 \setminus B_{0,R})} \right) \end{aligned} \quad (161)$$

The inequality comes from the fact that we introduced the constant ϵ in the norm of the divergence of w_n . Finally by writing w_n in term of u_n we have

$$\left\| \frac{w_n}{\sqrt{1 + |\mathbf{x}|^2}} \right\|_{L^2(\mathbb{R}^3)^3} \leq C \left(\|\nabla \times u_n\|_{L^2(\mathbb{R}^3 \setminus B_{0,R})^3} + \|\nabla \chi\|_{L^\infty(\mathcal{O})^3} \|u_n\|_{L^2(\mathcal{O})^3} \right), \quad (162)$$

we can add (159) and (162) to obtain

$$\left\| \frac{u_n}{\sqrt{1 + |\mathbf{x}|^2}} \right\|_{L^2(\mathbb{R}^3)^3} \leq C \left(\|\nabla \times u_n\|_{L^2(\mathbb{R}^3)^3} + \|\nabla \chi\|_{L^\infty(\mathcal{O})^3} \|u_n\|_{L^2(\mathcal{O})^3} \right),$$

as $\|u_n\|_{L^2(\mathcal{O})}$ tends strongly to 0 with n , we obtain a contradiction. \square

REFERENCES

- [1] Gary C. Cohen. Higher-order numerical methods for transient wave equations. *Springer*, 2002.
- [2] M Durufle, P Grob, and P Joly. Influence of gauss and gauss-lobatto quadrature rules on the accuracy of a quadrilateral finite element method in the time domain. *Numerical Methods for Partial Differential Equations*, 25(3):526–551, 2009.
- [3] Takurō Ikeda. Fundamentals of piezoelectricity. *Oxford science publications*, 1990.
- [4] E Dieulesaint and D Royer. Elastic waves in solids, free and guided propagation. *Springer*, 2000.
- [5] S Li. Transient wave propagation in a transversely isotropic piezoelectric half space. *Zeitschrift für Angewandte Mathematik und Physik*, 51:236–266, 2000.
- [6] R Lerch. Simulation of piezoelectric devices by two-and three-dimensional finite elements. *IEEE transactions on ultrasonics, ferroelectrics, and frequency control*, 37(3):233–247, 2002.
- [7] P Challande. Optimizing ultrasonic transducers based on piezoelectric composites using a finite-element method. *IEEE transactions on ultrasonics, ferroelectrics, and frequency control*, 37(2):135–140, 2002.
- [8] Y Gómez-Ullate Ricón and FM de Espinosa Freijo. Piezoelectric modelling using a time domain finite element program. *Journal of the European Ceramic Society*, 27(13-15):4153–4157, 2007.
- [9] J San Miguel, J Adamowski, and F Buiochi. Numerical modeling of a circular piezoelectric ultrasonic transducer radiating in water. *ABCMSymposium Series in Mechatronics*, 2:458–464, 2005.
- [10] N Abboud, G Wojcik, and DK Vaughan. Finite element modeling for ultrasonic transducers. *SPIE Int. Symp. Medical Imaging*, 1998.
- [11] D Mercier and S Nicaise. Existence, uniqueness, and regularity results for piezoelectric systems. *SIAM Journal on Mathematical Analysis*, 37:651, 2005.
- [12] V Priimenko and M Vishnevskii. An initial boundary-value problem for model electromagnetoelasticity system. *Journal of Differential Equations*, 235:31–55, 2007.
- [13] Nikolaos A. Kampanis, Vassilios A. Dougalis, and John A. Ekaterinaris. Effective computational methods for wave propagation. *Chapman and Hall/CRC*, 2008.
- [14] Peter Monk. Finite element methods for maxwell’s equations. *Oxford science publications*, 2003.
- [15] JC Nédélec. Acoustic and electromagnetic equations: integral representations for harmonic problems. *Springer*, 2001.
- [16] C Weber and P Werner. A local compactness theorem for maxwell’s equations. *Mathematical Methods in the Applied Sciences*, 2(1):12–25, 1980.
- [17] L Schmerr Jr and SJ Song. Ultrasonic nondestructive evaluation systems. *Springer*, 2007.
- [18] E Canon and M Lenczner. Models of elastic plates with piezoelectric inclusions part i: Models without homogenization. *Mathematical and Computer Modelling*, 26(5):79–106, 1997.
- [19] T Lahrner, M Kaltenbacher, B Kaltenbacher, R Lerch, and E Leder. Fem-based determination of real and complex elastic, dielectric, and piezoelectric moduli in piezoceramic materials. *IEEE transactions on ultrasonics, ferroelectrics, and frequency control*, 55(2):465–475, 2008.