



HAL
open science

**Distributed nonlocal feedback delays may destabilize
fronts in neural fields, distributed transmission delays do
not**

Axel Hutt, Linghai Zhang

► **To cite this version:**

Axel Hutt, Linghai Zhang. Distributed nonlocal feedback delays may destabilize fronts in neural fields, distributed transmission delays do not. *Journal of Mathematical Neuroscience*, 2013. hal-00847168

HAL Id: hal-00847168

<https://inria.hal.science/hal-00847168v1>

Submitted on 22 Jul 2013

HAL is a multi-disciplinary open access archive for the deposit and dissemination of scientific research documents, whether they are published or not. The documents may come from teaching and research institutions in France or abroad, or from public or private research centers.

L'archive ouverte pluridisciplinaire **HAL**, est destinée au dépôt et à la diffusion de documents scientifiques de niveau recherche, publiés ou non, émanant des établissements d'enseignement et de recherche français ou étrangers, des laboratoires publics ou privés.

Distributed nonlocal feedback delays may destabilize fronts in neural fields, distributed transmission delays do not.

Axel Hutt^{1,*}, Linghai Zhang²

Abstract

The spread of activity in neural populations is a well-known phenomenon. To understand the propagation speed and the stability of stationary fronts in neural populations, the present work considers a neural field model that involves intra-cortical and cortico-cortical synaptic interactions. This includes distributions of axonal transmission speeds and nonlocal feedback delays as well as general classes of synaptic interactions. The work proves the spectral stability of standing and travelling fronts subject to general transmission speeds for large classes of spatial interactions and derives conditions for the front instabilities subjected to nonlocal feedback delays. Moreover it turns out that the uniqueness of the stationary travelling fronts guarantees its exponential stability for vanishing feedback delay. Numerical simulations complement the analytical findings.

Keywords: travelling front, spectral stability, integro-differential equation, distributed delay

1. Introduction

The spatio-temporal dynamics of extended neuronal networks has attracted much attention in recent years [2, 9, 48, 50]. They are powerful mod-

*Corresponding author.

Email addresses: axel.hutt@inria.fr (Axel Hutt), liz5@lehigh.edu (Linghai Zhang)

¹INRIA Nancy, 615 rue du Jardin Botanique, 54600 Villers-lès-Nancy, France

²Department of Mathematics, Lehigh University, 14 East Packer Avenue, Bethlehem, Pennsylvania 18015 USA

els to reproduce encephalographic data [42], to explain phenomena observed in medicine [41] such as general anaesthesia [28, 32, 34, 45] and describe experimental spatio-temporal propagation of electric activity in neural tissues [25, 39, 43].

The spatially-extended neural network under study implies axonal connections with finite transmission speeds which essentially leads to transmission delays. This delay depends strongly on the axonal branching architecture [5] and the degree of myelination of axonal branches [40]. For instance, unmyelinated axons exhibit a small transmission speed in the range of $0.1 - 1.0\text{m/s}$ and occur mainly in short-range intra-cortical connections. In long-range axonal fibers such as cortico-cortical connections, the axons are myelinated leading to a faster transmission speed in the range of $1\text{m/s} - 100\text{m/s}$. Consequently the resulting transmission delay between two spatial locations depend on the axonal paths and varies between 0.5ms and 100ms . Since these delay times are in the same range as time constants of synaptic responses of tens of milliseconds, effects of finite transmission delays on the spatio-temporal evolution of activity occur [33, 47, 35]. Although one may estimate such mean transmission delay times along axonal fibers, physiological studies point out that the transmission speed depends on the specific path the action potential takes and hence varies in a single axonal branching structure from one neuron to another [40]. In addition, the detailed branching structure of neural tissue changes on a time scale of few months [46] or even few days [23] and hence changes the transmission speed. Consequently, it is not reasonable to study the effect of a single transmission speed but rather a distribution of speeds. The present work considers such a distribution of transmission speeds and extends previous studies assuming a single speed only [19, 33, 38, 47].

The model under study considers two types of axonal pathways. In intra-cortical connections, the lengths of axonal paths may vary due to the absence of fiber bundles of fixed length yielding a transmission delay proportional to the distance between two spatial locations. In contrast, cortico-cortical feedback connections may exhibit fiber bundles with fixed length yielding a constant feedback delay. By virtue of the distribution of transmission speeds, these two pathways are modeled by a distribution of transmission speeds and distributed feedback delays.

Most recent studies of extended neural networks considered either transmission speeds in intra-area connections or delay in feedback connections, although experimental findings indicate the presence of both connections [7], a distribution of transmission speeds [22] and feedback delays [7]. Only few

previous studies consider both a single transmission delay in intra-area connections and the feedback delay [26, 30, 37, 52]. The present work extends these studies by a detailed spectral stability analysis.

It is well-known that transmission delays and feedback delays may destabilize stationary activity yielding oscillatory phenomena [6, 4, 33]. To better understand the spatio-temporal dynamics of neural populations, it is essential to comprehend the role of delays and their effects on the activity propagation. The present work undertakes the analysis of stationary front for the general case of large classes of delay distributions and spatial interactions and therefore aims to reveal answers for this problem.

2. Methods

This section introduces the model equation and gives the major previous results which represent the basis of the novel results given in the Results section. To not expand the section too much, the discussion of the already published findings is kept short and concise.

2.1. The model equation

The model under study describes the activity in neural populations on a mesoscopic spatial and temporal scale with typical spatial range of $500\mu\text{m}$ and temporal time constants of $5 - 10\text{ms}$. The corresponding spatial domain is coarse-grained and exhibits spatial patches. This structure reflects the macrocolumnar structure observed in primary sensory areas [21]. Such a neural field model allows the successful reproduction of electroencephalographic activity on the head [36] and the successful description of spiral waves in neural tissue [25]. More precisely, the neural field model describes a rate-coding neural population involving synaptic interactions whose spatio-temporal evolution obeys the following nonlinear scalar integro-differential equation

$$\begin{aligned} \frac{\partial u}{\partial t} + u &= \alpha \int_0^\infty \xi(c) \left[\int_{\mathbb{R}} K(x-y) S \left(u \left(y, t - \frac{1}{c}|x-y| \right) - \theta \right) dy \right] dc \\ &+ \beta \int_0^\infty \eta(\tau) \left[\int_{\mathbb{R}} W(x-y) S (u(y, t - \tau) - \theta) dy \right] d\tau, \quad t > 0 \quad (1) \\ u(x, t) &= u_o(x), \quad -\infty < t \leq 0, \end{aligned}$$

where $u = u(x, t)$ represents the mean membrane potential of a spatial patch at position x and time t [4] and u_o is the initial activity. This model neglects units since they can be considered by appropriate scaling of time and space [29]. The prefactors $\alpha \geq 0$ and $\beta \geq 0$ are nonnegative constants and reflect the synaptic weights of intra-area connections and feedback connections, respectively, and $\alpha + \beta > 0$. The function $\xi \geq 0$ represents the probability density distribution of axonal transmission speeds. Similarly, the function $\eta \geq 0$ represents the probability density function for feedback delays. We would like to point out that Eq. (1) describes the evolution of a minimal scalar model which however considers a large number of features. In spite of its reduced form, i.e. scalar and activity evolves in one-dimensional space, it promises to give insights into the effect of various delay types.

To learn more about the wave speed, at some point in the work, we will investigate the dependence of the wave speed of the travelling wave front on the transmission speeds and delays. To this end, the authors assume the axonal transmission speed distribution and the feedback delay distribution to a sum of two terms

$$\xi(c) = \frac{1}{2}[\delta(c - c_1) + \delta(c - c_2)], \quad \eta(\tau) = \frac{1}{2}[\delta(\tau - \tau_1) + \delta(\tau - \tau_2)], \quad (2)$$

i.e. the presence of two axonal transmission speeds and two feedback delays. This choice reflects the presence of short intra-cortical connections showing a small transmission speed [31] and small constant feedback delay and long-range cortico-cortical connections which exhibit large axonal transmission speeds and large feedback delays.

In addition, $S = H(u - \theta)$ denotes the transfer function of the model and is chosen to the Heaviside step function: $H(u - \theta) = 0$ for all $u < \theta$, $H(0) = \frac{1}{2}$ and $H(u - \theta) = 1$ for all $u > \theta$. This assumption is valid for identical neurons in the population [29]. Although this is a strong approximation, it gives first insights into the possible dynamics of homogeneous neural populations. The parameter θ is constant and represents the mean firing threshold of the neurons.

The spatial kernel functions K and W are real-valued and reflect two different nonlocal axonal connectivities between neurons and synapses: K represents intra-cortical axonal interaction in the neural population which exhibits finite transmission speeds, whereas W denotes the axonal connectivity along fibers that leave the neural population and re-enter it with a constant delay. These functions may be seen as weighted sums of probability

density functions of axonal connections of subnetworks where the weights represent the synaptic strengths in each subnetwork [29]. We require that $\xi = 0$ at least in a small open interval $(0, c_0)$, where $c_0 > 0$ is a positive constant. This assumption is reasonable since the resulting traveling wave front propagates with a wave speed μ_0 , $0 < \mu_0 < c_0$, that is equal to or smaller than the transmission speed c_0 due to physical reasoning. It is assumed that

$$\begin{aligned}
0 < 2\theta < \alpha + \beta, & \quad \alpha K(0) + \beta W(0) > 0, \\
\int_0^\infty \xi(c)dc = 1, & \quad \int_0^\infty \eta(\tau)d\tau = 1, \\
\int_0^\infty \frac{1}{c}\xi(c)dc < \infty, & \quad \int_0^\infty e^\tau \eta(\tau)d\tau < \infty, \\
|K(x)| + |W(x)| \leq C \exp(-\rho|x|) & \quad \text{on } \mathbb{R}, \\
\int_{\mathbb{R}} K(x)dx = 1, & \quad \int_{\mathbb{R}} W(x)dx = 1, \\
\int_{-\infty}^0 K(x)dx = \frac{1}{2}, & \quad \int_{-\infty}^0 W(x)dx = \frac{1}{2}, \\
\int_{-\infty}^0 |x|K(x)dx \geq 0, & \quad \int_{-\infty}^0 |x|W(x)dx \geq 0, \\
\int_0^\infty [\alpha K(x) + \beta W(x)] \exp\left(\frac{x}{c_0}\right) dx > \frac{\alpha + \beta}{2} - \theta & \quad (3)
\end{aligned}$$

for two positive constants $C > 0$ and $\rho > 0$.

To investigate various superpositions of subnetworks, the paper considers the following three general classes of synaptic interactions:

- (A) This class consists of all nonnegative kernel functions, reflecting global excitation in the neuronal population, i.e. $K \geq 0$ on \mathbb{R} .
- (B) This class consists of all Mexican hat kernel functions, reflecting lateral inhibition and local excitation in the neuronal population, where each kernel function satisfies the conditions $K \geq 0$ on $(-M, M)$ and $K \leq 0$ on $(-\infty, -M) \cup (M, \infty)$, for a positive constant $M > 0$. This neural interaction is a successful model for interactions in visual receptive fields, e.g. to explain orientation tuning [8, 49].
- (C) This class consists of all upside down Mexican hat kernel functions, reflecting lateral excitation and local inhibition, where each kernel

function satisfies the conditions $K \leq 0$ on $(-M, M)$ and $K \geq 0$ on $(-\infty, -M) \cup (M, \infty)$, for a positive constant $M > 0$. This interaction is motivated by the physiological finding [3] that networks of inhibitory neurons act locally only and excitatory neurons rarely exhibit local connections but rather long-range interactions.

The synaptic feedback coupling W satisfies the same assumptions as K and it belongs to one of the three classes. Certainly, K and W are not necessarily in the same class. Moreover, K and W are not necessarily symmetric functions.

2.2. The Standing Wave Front

In the presence of a single firing threshold θ as in Eq. (1), a travelling wave front connects two constant states, i.e. one above and one below the threshold θ . Let $\beta = 0$ and choose $u(x, t) = u(t)$ in Eq. (1), then

$$u'(t) + u(t) = \alpha H(u(t) - \theta), \quad (4)$$

with two exponentially stable stationary states $U_{\text{stationary}-0} = 0$ and $U_{\text{stationary}-1} = \alpha$. They are stable irrespective of the spatial interactions and the delay distributions.

Suppose that $\alpha + \beta = 2\theta$ and $\alpha K(0) + \beta W(0) > 0$. Now let us consider a stationary standing wave front with profile $U = U(x)$. Without loss of generality, suppose that the front crosses the threshold θ at the point $x = x_0$, that is, $U < \theta$ on $(-\infty, x_0)$, $U(x_0) = \theta$, $U'(x_0) > 0$ and $U > \theta$ on (x_0, ∞) . Moreover, suppose that $\lim_{x \rightarrow -\infty} U(x) = 0$, $\lim_{x \rightarrow \infty} U(x) = \alpha + \beta$ and $\lim_{x \rightarrow \pm\infty} U'(x) = 0$. Plugging such a solution back into the equation, noting that the solution is independent of time, we get

$$\begin{aligned} U(x) &= \int_{\mathbb{R}} [\alpha K(x-y) + \beta W(x-y)] H(U(y) - \theta) dy \\ &= \int_{x_0}^{\infty} [\alpha K(x-y) + \beta W(x-y)] dy \\ &= \int_{-\infty}^{x-x_0} [\alpha K(z) + \beta W(z)] dz, \end{aligned} \quad (5)$$

$$U'(x) = \alpha K(x - x_0) + \beta W(x - x_0), \quad (6)$$

$$U'(x_0) = \alpha K(0) + \beta W(0) > 0. \quad (7)$$

Amari had studied solutions similar to (5) for general stationary states in his celebrated work [2]. Section 3.1 will elaborate in some detail the spectral stability of the stationary standing wave front given by (5).

It has been shown in many previous studies [4, 29] that certain spatial interactions may destabilize spatially constant stationary states subject to the nonlinear gain function $S = H(u - \theta)$. In the present model, the functional derivative of the nonlinear gain function is given by $\delta S[u(x, t)]/\delta u(x, t) = \delta(u(x, t) - \theta)$. In other words, spatial interactions at a certain spatial location x with activity $u(x, t)$ contribute to the stability of a stationary state only if the location is close to the threshold θ .

2.3. The Travelling Wave Front and its Stability

After the study of the existence of a standing wave front, this subsection focuses on the existence of a travelling wave front. Let $\alpha \geq 0$, $\beta \geq 0$, $\theta > 0$ be constants such that $0 < 2\theta < \alpha + \beta$. As shown in the previous section, there are two constant solutions $U_1 = 0$ and $U_2 = \alpha + \beta$ to equation (1).

2.3.1. The Front Shape

Suppose that $u(x, t) = U(x + \mu t)$ is a travelling wave front of equation (1), where $\mu > 0$ represents the wave speed and $z = x + \mu t$ represents a moving coordinate. Due to translation invariance, suppose that the travelling wave front satisfies the conditions $U < \theta$ on $(-\infty, 0)$, $U(0) = \theta$, $U'(0) > 0$ and $U > \theta$ on $(0, \infty)$. Suppose that the front satisfies the boundary conditions $\lim_{z \rightarrow -\infty} U(z) = 0$, $\lim_{z \rightarrow \infty} U(z) = \alpha + \beta$ and $\lim_{z \rightarrow \pm\infty} U'(z) = 0$. For physical reasons, suppose that the wave speed satisfies the conditions $0 < \mu < c_0$, where $c_0 = \sup\{c > 0 : \xi = 0 \text{ on } (0, c) \text{ and } \xi \geq 0 \text{ on } (c, \infty)\}$ is the smallest occurring transmission speed. Then the travelling wave front $U = U(z)$ and the wave speed μ satisfy the equation

$$\begin{aligned} \mu U' + U &= \alpha \int_0^\infty \xi(c) \left[\int_{\mathbb{R}} K(z - y) H\left(U\left(y - \frac{\mu}{c}|z - y|\right) - \theta\right) dy \right] dc \\ &+ \beta \int_0^\infty \eta(\tau) \left[\int_{\mathbb{R}} W(z - y) H(U(y - \mu\tau) - \theta) dy \right] d\tau. \end{aligned}$$

After a series of change of variables (such as $\omega = y - \frac{\mu}{c}|z - y|$ and $x = \frac{c}{c + s(z - \omega)\mu}(z - \omega)$, etc), this above equation becomes

$$\begin{aligned} \mu U' + U &= \alpha \int_0^\infty \xi(c) \left[\int_{-\infty}^{cz/(c+s(z)\mu)} K(x) dx \right] dc \\ &+ \beta \int_0^\infty \eta(\tau) \left[\int_{-\infty}^{z - \mu\tau} W(x) dx \right] d\tau, \end{aligned}$$

where $s = s(x)$ is the sign function, which is defined by $s(x) = -1$ for all $x < 0$, $s(0) = 0$ and $s(x) = 1$ for all $x > 0$. By using the integrating factor idea and integration by parts, we find the representation of the front

$$\begin{aligned}
U(z) &= \alpha \int_0^\infty \xi(c) \left[\int_{-\infty}^{cz/(c+s(z)\mu)} K(x) dx \right] dc \\
&- \alpha \int_0^\infty \xi(c) \left[\int_{-\infty}^z \exp\left(\frac{x-z}{\mu}\right) \frac{c}{c+s(x)\mu} K\left(\frac{cx}{c+s(x)\mu}\right) dx \right] dc \\
&+ \beta \int_0^\infty \eta(\tau) \left[\int_{-\infty}^{z-\mu\tau} W(x) dx \right] d\tau \\
&- \beta \int_0^\infty \eta(\tau) e^\tau \left[\int_{-\infty}^{z-\mu\tau} \exp\left(\frac{x-z}{\mu}\right) W(x) dx \right] d\tau. \tag{8}
\end{aligned}$$

The derivative of $U = U(z)$ is given by

$$\begin{aligned}
U'(z) &= \frac{\alpha}{\mu} \int_0^\infty \xi(c) \left[\int_{-\infty}^z \exp\left(\frac{x-z}{\mu}\right) \frac{c}{c+s(x)\mu} K\left(\frac{cx}{c+s(x)\mu}\right) dx \right] dc \\
&+ \frac{\beta}{\mu} \int_0^\infty \eta(\tau) e^\tau \left[\int_{-\infty}^{z-\mu\tau} \exp\left(\frac{x-z}{\mu}\right) W(x) dx \right] d\tau. \tag{9}
\end{aligned}$$

These expressions are useful in a later part of the work.

2.3.2. The Wave Speed of the Traveling Wave Front

To compute the wave speed, setting $z = 0$ and $U(0) = \theta$ in (8) and making some simple change of variables yields

$$\begin{aligned}
\theta &= \frac{\alpha + \beta}{2} - \alpha \int_0^\infty \xi(c) \left[\int_{-\infty}^0 \exp\left(\frac{c-\mu}{c\mu}x\right) K(x) dx \right] dc \\
&- \beta \int_0^\infty \eta(\tau) \left[\int_{-\mu\tau}^0 W(x) dx \right] d\tau \\
&- \beta \int_0^\infty \eta(\tau) e^\tau \left[\int_{-\infty}^{-\mu\tau} \exp\left(\frac{x}{\mu}\right) W(x) dx \right] d\tau.
\end{aligned}$$

This equation may be re-written as

$$\phi(\mu) \equiv \phi_1(\mu) + \phi_2(\mu) = \frac{\alpha + \beta}{2} - \theta, \tag{10}$$

where $\phi_1 = \phi_1(\mu)$ and $\phi_2 = \phi_2(\mu)$ are called speed index functions, defined on $(0, c_0)$, by

$$\phi_1(\mu) = \alpha \int_0^\infty \xi(c) \left[\int_{-\infty}^0 \exp\left(\frac{c-\mu}{c\mu}x\right) K(x) dx \right] dc, \quad (11)$$

$$\begin{aligned} \phi_2(\mu) &= \beta \int_0^\infty \eta(\tau) \left[\int_{-\mu\tau}^0 W(x) dx \right] d\tau \\ &+ \beta \int_0^\infty \eta(\tau) e^\tau \left[\int_{-\infty}^{-\mu\tau} \exp\left(\frac{x}{\mu}\right) W(x) dx \right] d\tau. \end{aligned} \quad (12)$$

Define the sub-speed index functions $\phi_{21} = \phi_{21}(\mu)$ and $\phi_{22} = \phi_{22}(\mu)$ on $\mu \in (0, c_0)$ by

$$\phi_{21}(\mu) = \beta \int_0^\infty \eta(\tau) \left[\int_{-\mu\tau}^0 W(x) dx \right] d\tau, \quad (13)$$

$$\phi_{22}(\mu) = \beta \int_0^\infty \eta(\tau) e^\tau \left[\int_{-\infty}^{-\mu\tau} \exp\left(\frac{x}{\mu}\right) W(x) dx \right] d\tau. \quad (14)$$

There holds $\phi_2(\mu) = \phi_{21}(\mu) + \phi_{22}(\mu)$. We will see that there exists a unique positive solution (that is, the wave speed μ_0) to the equation $\phi(\mu) = \frac{\alpha+\beta}{2} - \theta$.

Interestingly, the speed index functions ϕ_1 and ϕ_2 allow us to express the slope of the front at the threshold θ by utilizing (9) and (10)

$$\begin{aligned} U'(0) &= \frac{1}{\mu_0} [\phi_1(\mu_0) + \phi_{22}(\mu_0)] \\ &= \frac{1}{\mu_0} \left[\frac{\alpha + \beta}{2} - \theta - \phi_{21}(\mu_0) \right]. \end{aligned} \quad (15)$$

These expressions will be useful in later discussions of the spectral stability of the traveling wave front.

Moreover, for single transmission speed and single feedback delay (i.e. $\xi(c) = \delta(c - c_0)$ and $\eta(\tau) = \delta(\tau - \tau_0)$, where $c_0 > 0$ and $\tau_0 > 0$ are positive constants) and identical spatial kernel functions $K(x) = W(x)$, we have

$$\lim_{c_0 \rightarrow \infty} \phi_1(\mu_0) = \lim_{\tau_0 \rightarrow 0} \phi_2(\mu_0). \quad (16)$$

Thus, there is no distinction between intra-cortical and feedback interactions. This is obvious from Eq.(1) where the two integrals may be written as a single one.

2.3.3. *The Spectral Stability of the Traveling Wave Front*

Real neural structures exhibit a certain level of background noise which may disturb the propagation of activity. Hence it is important to study the stability of the stationary traveling wave front with respect to small perturbations. This kind of analysis has already been performed before for similar equations in [4, 13, 15, 44].

Previous studies on integral and/or partial differential equations involving infinite delays have found criteria for the existence, uniqueness and stability of traveling wave solutions [1, 17]. Following the successful extrapolation approach for infinite delays in integral and/or partial differential equations based on finite delays [12, 17] and recalling the close relationship of partial differential equations and integro-differential equations of the type discussed here [27], we assume in the following that mathematical analysis based on finite delays are applicable. An additional discussion of this approximation may appear necessary but is neglected since it would exceed the major aim of the present work. Motivated by a previous study of Coombes and Owen [11], we study the spectral stability of the traveling wave front of (1) by constructing Evans functions which are well known from the literature of integral and/or partial differential equations [44].

To study the spectral stability of the front, we must rewrite the equation under consideration in moving coordinate and linearize the new equation with respect to the traveling wave front to obtain a linear equation. Then we seek solutions of the form $\exp(\lambda t)\psi(z)$ to separate time and the moving coordinate z and to obtain an eigenvalue problem with the complex eigenvalue λ and the eigenfunction ψ , see also the Appendix. Solving the eigenvalue problem yields the definition of the Evans function. It turns out that a complex number λ_0 is an eigenvalue of the eigenvalue problem if and only if λ_0 is a zero of the Evans function. Note that $\lambda_0 = 0$ is always an eigenvalue, reflecting the translation invariance of the travelling wave front. Previous studies have shown that the equation $\mathcal{E}(\lambda) = 0$ determines the isolated spectrum $\{\lambda_n : n = 1, 2, 3, \dots\}$. As before, the stationary front is unstable if there exists some eigenvalue λ_0 with positive real part $\text{Re}\lambda_0 > 0$ or if the neutral eigenvalue $\lambda_0 = 0$ is not simple.

The spectrum of the linear differential operator $\mathcal{L}(\lambda)$ consists of two parts: the essential spectrum and the isolated spectrum (point spectrum comprising the eigenvalues). Please see the Appendix for the definitions of the linear differential operators $\mathcal{L}(\lambda)$ and \mathcal{L}_0 . Are there any other spectrum

in $\Omega = \{\lambda \in \mathbb{C}: \operatorname{Re}\lambda > -1\}$ other than the essential spectrum and the isolated spectrum to the linear differential operator $\mathcal{L}(\lambda)$? By assumption, the kernel functions K and W converge to zero exponentially fast as $x \rightarrow \pm\infty$. Therefore, the operator $[\mathcal{L}(\lambda) - \mathcal{L}_0](\mathcal{L}_0)^{-1}$ is a compact operator in $C_0(\mathbb{R})$. The residual spectrum does not exist in our model.

The essential spectrum is easy to calculate by following the original ideas of John Evans [13]. The complex number $\lambda \in \mathbb{C}$ belongs to the essential spectrum if and only if λ is a complex number such that the solutions of the differential equation

$$\mu\psi' + (\lambda + 1)\psi = 0, \quad (17)$$

is bounded on \mathbb{R} . The solution of this equation is given by $\psi(z) = C \exp\left(-\frac{\lambda+1}{\mu}z\right)$. This solution is bounded on \mathbb{R} if and only if $\lambda = -1 + ir$, for some real number r . Since the subsequent sections show that linear deviations from stationary traveling wave front obey differential equations of the type (17), we find that the essential spectrum contains those values of λ with $\operatorname{Re}\lambda = -1 < 0$ only, i.e. the essential spectrum does not threaten the stability of the traveling wave front.

It remains to investigate whether the isolated spectrum (the eigenvalues) threatens the stability, i.e. whether there are eigenvalues λ_0 with positive real part $\operatorname{Re}\lambda_0 > 0$, threatening the stability of the stationary front.

Define the Evans function $\mathcal{E} = \mathcal{E}(\lambda)$ for the traveling wave front of Eq. (1) by

$$\mathcal{E}(\lambda) = [\mathcal{E}_1(\lambda) + \mathcal{E}_2(\lambda)] - 1, \quad (18)$$

where $\mathcal{E}_1 = \mathcal{E}_1(\lambda)$ and $\mathcal{E}_2 = \mathcal{E}_2(\lambda)$ are also called Evans functions, defined by

$$\begin{aligned} \mathcal{E}_1(\lambda) &= 1 - \frac{\alpha}{\mu_0 U'(0)} \int_0^\infty \xi(c) \\ &\quad \times \left[\int_{-\infty}^0 \exp\left((\lambda + 1)\frac{c - \mu_0}{c\mu_0}x\right) \times \exp\left(\frac{\lambda}{c}x\right) K(x)dx \right] dc, \end{aligned} \quad (19)$$

$$\mathcal{E}_2(\lambda) = 1 - \frac{\beta}{\mu_0 U'(0)} \int_0^\infty \eta(\tau)e^\tau \left[\int_{-\infty}^{-\mu_0\tau} \exp\left(\frac{\lambda + 1}{\mu_0}x\right) W(x)dx \right] d\tau, \quad (20)$$

in the open domain $\Omega = \{\lambda \in \mathbb{C}: \operatorname{Re}\lambda > -1\}$. Here the Evans function $\mathcal{E} = \mathcal{E}(\lambda)$ is also called the stability index function and represents a sum of

two single stability index functions $\mathcal{E}_1 = \mathcal{E}_1(\lambda)$ and $\mathcal{E}_2 = \mathcal{E}_2(\lambda)$, reflecting the contribution of transmission delay and constant delay, respectively.

Properties of the Evans functions: A complex number λ_0 is an eigenvalue of the eigenvalue problem $\mathcal{L}(\lambda)\psi = \lambda\psi$ (details to be given in Subsection 5) if and only if λ_0 is a zero of the Evans function. Moreover

$$\lim_{|\lambda| \rightarrow \infty} \mathcal{E}_1(\lambda) = 1, \quad \lim_{|\lambda| \rightarrow \infty} \mathcal{E}_2(\lambda) = 1, \quad \lim_{|\lambda| \rightarrow \infty} \mathcal{E}(\lambda) = 1.$$

2.4. The Numerical Simulations

To complement the analytical study, subsequent sections show numerical integrations of the model equation (1). To this end, if not stated otherwise, the spatial kernel functions are chosen to

$$K(x) = \frac{1}{2(s-r)} [s \exp(-|x|) - r \rho \exp(-\rho|x|)], \quad W(x) = \frac{1}{2\sigma} e^{-|x|/\sigma},$$

with the real parameters $s > r, \rho > 1, \sigma > 0$. Equation (1) is integrated numerically in time by an Euler-forward method with time step $\Delta t = 0.02$, the spatial integral has been computed on a circular spatial grid of length $L = 60$ and 600 intervals by the Monte Carlo-type VEGAS-algorithm [24] with 5000 random draws. If not stated differently, the initial values of the neural activity have been chosen to the analytical stationary front $U(x - cT)$ perturbed by random values $\gamma(x, t)$ taken from a uniform distribution $\gamma(x, T) \in [-0.025, 0.025]$ in the initial interval $-12 \leq T \leq 0$.

3. Results

This section presents the new findings on the effect of distributed delays in both standing wave front and travelling wave front. They extend previous results mentioned in the previous section.

3.1. The Standing Wave Front

Derivation of an eigenvalue problem. Recall that the standing wave front $U = U(x)$ is a time independent solution of the nonlinear scalar integro-differential equation

$$\begin{aligned} \frac{\partial u}{\partial t} + u &= \alpha \int_0^\infty \xi(c) \left[\int_{\mathbb{R}} K(x-y) H \left(u \left(y, t - \frac{1}{c}|x-y| \right) - \theta \right) dy \right] dc \\ &+ \beta \int_0^\infty \eta(\tau) \left[\int_{\mathbb{R}} W(x-y) H(u(y, t - \tau) - \theta) dy \right] d\tau. \end{aligned}$$

To study the spectral stability of the stationary standing wave front, we linearize this equation about the front $U = U(x)$ and we find that $v(x, t) = u(x, t) - U(x)$ obeys the differential equation (neglecting higher order terms)

$$\begin{aligned} & \frac{\partial v}{\partial t}(x, t) + v(x, t) \\ &= \alpha \int_0^\infty \xi(c) \left[\int_{\mathbb{R}} K(x-y) s'(U(y) - \theta) v \left(y, t - \frac{1}{c} |x-y| \right) dy \right] dc \\ &+ \beta \int_0^\infty \eta(\tau) \left[\int_{\mathbb{R}} W(x-y) s'(U(y) - \theta) v(y, t - \tau) dy \right] d\tau, \end{aligned}$$

where $s'(U(y) - \theta) = \frac{\delta(y-x_0)}{U'(x_0)}$, because $H(U(x) - \theta) = H(x - x_0)$. Making a change of variable and using (7), we find the equation

$$\begin{aligned} & \frac{\partial v}{\partial t}(x, t) + v(x, t) \\ &= \frac{\alpha K(x - x_0)}{\alpha K(0) + \beta W(0)} \int_0^\infty \xi(c) v \left(x_0, t - \frac{1}{c} |x - x_0| \right) dc \\ &+ \frac{\beta W(x - x_0)}{\alpha K(0) + \beta W(0)} \int_0^\infty \eta(\tau) v(x_0, t - \tau) d\tau, \end{aligned} \quad (21)$$

where $\alpha K(0) + \beta W(0) > 0$. We understand that the contribution of the spatial interactions to the activity is maximum if $|K(x - x_0)|/[\alpha K(0) + \beta W(0)]$ and $|W(x - x_0)|/[\alpha K(0) + \beta W(0)]$ are large. For kernel functions with a maximum value at the origin, the largest contribution is expected at $x \approx x_0$, i.e. close to the threshold θ . Hence, one expects a large change of the activity close to the threshold θ . This is different from other spatial interactions, such as gamma-distributed kernel functions [29], where the strongest contribution occurs away from the threshold.

A standing wave front is translation invariant. We may let $x_0 = 0$. Suppose that $v(x, t) = \psi(x) \exp(\lambda t)$ is a solution of the above equation, where λ is a complex constant and $\psi = \psi(z)$ is a bounded continuous function defined on \mathbb{R} . After canceling out $\exp(\lambda t)$, we obtain the eigenvalue problem

$$\begin{aligned} (\lambda + 1)\psi(x) &= \left[\frac{\alpha K(x)}{\alpha K(0) + \beta W(0)} \int_0^\infty \xi(c) \exp\left(-\frac{\lambda}{c} |x|\right) dc \right. \\ &+ \left. \frac{\beta W(x)}{\alpha K(0) + \beta W(0)} \int_0^\infty \eta(\tau) \exp(-\lambda\tau) d\tau \right] \psi(0). \end{aligned}$$

The spectral stability of the stationary front (5) is determined by the eigenvalues of this eigenvalue problem. Letting $x = 0$ in this equation and canceling out $\psi(0)$ because it is not equal to zero, we get

$$\lambda + 1 = \frac{\alpha K(0)}{\alpha K(0) + \beta W(0)} + \frac{\beta W(0)}{\alpha K(0) + \beta W(0)} \int_0^\infty \eta(\tau) \exp(-\lambda\tau) d\tau. \quad (22)$$

At first, we observe that the spectral stability of the standing wave front just depends on the spatial self-interactions $K(0)/[\alpha K(0) + \beta W(0)]$ and $W(0)/[\alpha K(0) + \beta W(0)]$, i.e. lateral interactions do not determine the stability of the stationary standing wave front. Moreover, finite transmission speeds do not affect the stability, but feedback delays may do. This result originates from the different nature of the delays: the transmission delay does not affect the dynamics at the threshold θ since it vanishes at zero distance from the threshold θ whereas the feedback delay is independent of the distance and affects the dynamics at all spatial locations.

Spectral Analysis. Obviously, the neutral eigenvalue $\lambda = 0$ is a trivial solution of this equation. To study the spectral stability of the standing wave front with respect to feedback delays, let us define the auxiliary function on the interval $(-1, \infty)$:

$$f(\lambda) \equiv \lambda + 1 - \frac{\alpha K(0)}{\alpha K(0) + \beta W(0)} - \frac{\beta W(0)}{\alpha K(0) + \beta W(0)} \int_0^\infty \eta(\tau) \exp(-\lambda\tau) d\tau.$$

For all kernel functions K and W , for all probability density functions ξ and η , f is an increasing of λ . There exists a unique solution $\lambda_0 = 0$ to the equation $f(\lambda) = 0$. Moreover, $\lambda_0 = 0$ is a simple solution (that is, $\lambda_0 = 0$ is a simple eigenvalue). Therefore, the standing wave front is spectrally stable. Let us consider a very special case: absent intra-area connections (i.e. $\alpha = 0$) and focus on nonlocal feedback connections with a single feedback delay τ_0 (i.e. $\eta(\tau) = \delta(\tau - \tau_0)$, where $\tau_0 > 0$ is a positive constant). Then $\lambda + 1 = \exp(-\lambda\tau_0)$. That is $(\lambda + 1) \exp(\lambda\tau_0) = 1$. Given the positive constant $\tau_0 > 0$, it is very easy to see that there exists a unique solution $\lambda_0 = 0$ to $(\lambda + 1) \exp(\lambda\tau_0) = 1$.

put Figure 1 about here

Moreover, Fig. 1 shows the space-time activity of oscillatory unstable standing front gained by a numerical simulation of Eq. (1) for a single delay (a) and a distribution of two delays (b). We observe oscillatory activity close to the threshold value θ consistent with the reasoning in Subsection 2.2.

3.2. Travelling Wave Front

This subsection investigates analytically the uniqueness of the stationary travelling wave front and the spectral stability of the front. Numerical simulations validate the analytical findings.

3.2.1. The uniqueness

Taking a close look at the implicit equation (10), the question arises whether its solution, i.e. the wave speed μ_0 , is unique, or whether there are several possible travelling wave fronts with different wave speeds. Previous studies on propagating front in neural fields involving a single axonal finite transmission speed [10] have established the uniqueness of the traveling wave front. The present work extends these studies by considering distributed transmission speeds and distributed feedback delays.

If the speed index functions $\phi_1(\mu)$, $\phi_2(\mu)$ and $\phi(\mu)$ defined in (11), (12) and (10) are monotonic in μ , then the wave speed of the traveling wave front is unique. By using rigorous mathematical analysis (to keep the paper from too long, details are not to be given here), we find that

- * For all kernel functions (K, W) in classes (A) and (B), for all speed and delay distributions (ξ, η) , for all $\mu \in (0, c_0)$, there hold the following estimates

$$\frac{\partial \phi_1}{\partial \mu}(\mu) > 0, \quad \frac{\partial \phi_2}{\partial \mu}(\mu) > 0. \quad (23)$$

- * For all kernel functions (K, W) in class (C), for all speed and delay distributions (ξ, η) , for all $\mu \in (0, c_0)$, there hold the following estimates

$$\frac{\partial \phi_1}{\partial \mu}(\mu) < 0 \text{ on } (0, \mu_*), \quad \frac{\partial \phi_1}{\partial \mu}(\mu) > 0 \text{ on } (\mu_*, c_0), \quad (24)$$

$$\frac{\partial \phi_2}{\partial \mu}(\mu) < 0 \text{ on } (0, \mu^{**}), \quad \frac{\partial \phi_2}{\partial \mu}(\mu) > 0 \text{ on } (\mu^{**}, c_0), \quad (25)$$

for two positive constants μ^* and μ^{**} , where $0 < \mu^* < c_0$ and $0 < \mu^{**} < c_0$.

In addition,

$$\lim_{\mu \rightarrow 0} \phi_1(\mu) = \lim_{\mu \rightarrow 0} \phi_2(\mu) = 0$$

and hence $\phi_1(\mu^*) < 0$ and $\phi_2(\mu^{**}) < 0$. Since $0 < 2\theta < \alpha + \beta$, condition (10) stipulates $\phi_1(\mu_0) + \phi_2(\mu_0) > 0$. Consequently, it is necessary that $\frac{\partial\phi_1}{\partial\mu}(\mu) > 0$ and $\frac{\partial\phi_2}{\partial\mu}(\mu) > 0$ in at least a small neighbourhood of the wave speed $\mu = \mu_0$.

Overall, there exists a unique wave speed and there is a unique traveling wave front to equation (1).

put Figure 2 about here

3.2.2. Dependence on Transmission Speed and Feedback Delays

Now we investigate the change of the wave speed while changing the speed and delay distributions assuming the distributions (2). For simplicity, we choose $c_2/c_1 = \tau_2/\tau_1 = \kappa$, where κ is a fixed positive constant. Then (23), (24) and (25) and the definitions (11), (12) yield for general synaptic interactions K and W that

$$\begin{aligned} \frac{\partial\phi}{\partial\mu_0} \frac{d\mu_0}{dc_0} + \frac{\partial\phi}{\partial c_0} &= 0, \\ \frac{d\mu_0}{dc_0} &= -\frac{\partial\phi/\partial c_0}{\partial\phi/\partial\mu_0} > 0, \end{aligned}$$

and for excitatory delayed feedback interaction, i.e. $W(x) \geq 0$,

$$\begin{aligned} \frac{\partial\phi}{\partial\mu_0} \frac{d\mu_0}{d\tau_0} + \frac{\partial\phi}{\partial\tau_0} &= 0, \\ \frac{d\mu_0}{d\tau_0} &= -\frac{\partial\phi/\partial\tau_0}{\partial\phi/\partial\mu_0} < 0. \end{aligned}$$

Figure 2 shows the wave speed μ_0 given implicitly by (10) with respect to different transmission speed distributions and feedback delay distributions corresponding to (2) for the kernel functions in the three classes (A), (B) and (C).

3.2.3. Stability Analysis

Analysis of the eigenvalues of the eigenvalue problem. The introduction of the speed index functions and the stability index functions given in Subsection 2.3.3 reveals novel relationship between the uniqueness of the wave speed and the stability of the traveling wave front. Comparing the stability index functions given in Eqs. (19), (20) and the speed index functions in Eqs. (11), (12), we can obtain the following results.

- (I) For intra-cortical interactions only (i.e. $\alpha > 0$, $\beta = 0$ and $0 < 2\theta < \alpha$), the speed index function ϕ_1 from Eq. (11) and the stability index function $\mathcal{E}(\lambda)$ from (18) are related by

$$\mathcal{E}(\lambda) = \mathcal{E}_1(\lambda) = 1 - \frac{1}{\phi_1(\mu_0)} \phi_1\left(\frac{\mu_0}{\lambda + 1}\right). \quad (26)$$

Let $\mathcal{E}(\lambda) = 0$, then

$$\phi_1(\mu_0) = \phi_1(\gamma\mu_0), \quad \text{where } \gamma = \frac{1}{\lambda + 1} \in \mathbb{C}. \quad (27)$$

For the eigenvalue $\lambda_0 = 0$, we find that $\gamma = 1$ and hence (27) holds. This eigenvalue reflects the translation invariance of the stationary traveling wave front. To study the spectral stability of the front, the question arises whether there is another complex eigenvalue λ_0 with positive real part $\text{Re}\lambda_0 > 0$ for which (27) holds. Since the kernel function K is real, it follows that the eigenvalue λ_0 (if it exists) is real and $\gamma < 1$ if $\lambda_0 > 0$. Then Eq. (27) breaks down to the question whether there is another solution $\gamma\mu_0 < \mu_0$ or, equivalently, whether $\phi_1(\mu)$ is monotonic in $(0, c_0)$. This question has already been answered in the context of the uniqueness of the wave speed in Subsection 2.3.2. Since μ_0 is the unique solution of Eq. (10), Eq. (27) has a unique solution $\gamma = 1$ so $\lambda_0 = 0$ is the only eigenvalue.

- (II) Now let us consider feedback connections only (i.e. $\alpha = 0$, $\beta > 0$ and $0 < 2\theta < \beta$). The stability index function (18) reads

$$\mathcal{E}(\lambda) = 1 - \frac{\beta}{\mu_0 U'(0)} \int_0^\infty \eta(\tau) e^\tau \left[\int_{-\infty}^{-\mu_0 \tau} \exp\left(\frac{\lambda + 1}{\mu_0} x\right) W(x) dx \right] d\tau.$$

Then (10), (13), (14) and (15) yield

$$\begin{aligned} & \int_0^\infty \eta(\tau) e^\tau \left[\int_{-\infty}^{-\mu_0 \tau} \exp\left(\frac{\lambda + 1}{\mu_0} x\right) W(x) dx \right] d\tau \\ &= \int_0^\infty \eta(\tau) e^\tau \left[\int_{-\infty}^{-\mu_0 \tau} \exp\left(\frac{x}{\mu_0}\right) W(x) dx \right] d\tau. \end{aligned} \quad (28)$$

Since instabilities imply $\text{Re}\lambda_0 > 0$, $|\exp(\lambda_0 x / \mu_0)| < 1$, the left hand side of (28) is smaller than its right hand side and hence (28) holds true only for $\lambda_0 = 0$, i.e. the front is spectrally stable.

(III) For both intra-cortical and feedback connections (i.e. $\alpha > 0$, $\beta > 0$ and $0 < 2\theta < \alpha + \beta$), the stability index function reads

$$\mathcal{E}(\lambda) = 1 - \frac{1}{\phi_1(\mu_0) + \phi_{22}(\mu_0)} \left[\phi_1 \left(\frac{\mu_0}{\lambda + 1} \right) + \phi_{22} \left(\frac{\mu_0}{\lambda + 1} \right) \right].$$

Similar to cases (I) and (II), we obtain the relationship

$$\phi_1(\mu_0) + \phi_{22}(\mu_0) = \phi_1(\gamma\mu_0) + \phi_{22}(\gamma\mu_0). \quad (29)$$

By virtue of the monotonicity of the speed index function $\phi_1(\mu) + \phi_{22}(\mu)$, $\gamma = 1$ is the only solution of (29), i.e. $\lambda_0 = 0$ is the only eigenvalue and the front is spectrally stable.

Now let us consider distributed feedback delays, the stability index function (18) and Eqs. (10), (15) yield

$$\begin{aligned} & \alpha \int_0^\infty \xi(c) \left[\int_{-\infty}^0 \exp\left(\frac{c - \mu_0}{c\mu_0}x\right) K(x) dx \right] dc \\ & + \beta \int_0^\infty \eta(\tau) e^\tau \left[\int_{-\infty}^{-\mu_0\tau} \exp\left(\frac{x}{\mu_0}\right) W(x) dx \right] d\tau \\ & = \alpha \int_0^\infty \xi(c) \left[\int_{-\infty}^0 \exp\left(\frac{c - \mu_0}{c\mu_0}x\right) \exp\left(\frac{\lambda}{\mu_0}x\right) K(x) dx \right] dc \\ & + \beta \int_0^\infty \eta(\tau) e^\tau \left[\int_{-\infty}^{-\mu_0\tau} \exp\left(\frac{\lambda + 1}{\mu_0}x\right) W(x) dx \right] d\tau. \end{aligned} \quad (30)$$

Since $|\exp(\lambda x / \mu_0)| < 1$ for all λ with $\text{Re}\lambda > 0$, the same reasoning as in (I) and (II) applies and the right side of Eq. (30) is smaller than its left side. Hence the only solution of Eq. (30) is $\lambda_0 = 0$.

On the other hand, note that

$$\lim_{|\lambda| \rightarrow \infty} \mathcal{E}(\lambda) = 1,$$

and

$$\max_{\lambda \in i\mathbb{R}} |\mathcal{E}(\lambda)| = 1.$$

We write $\lambda = x + iy$ and $\mathcal{E}(\lambda) = E_{\text{real}}(\lambda) + iE_{\text{imag}}(\lambda)$. Note that both the real part $E_{\text{real}}(\lambda)$ and the imaginary part $E_{\text{imag}}(\lambda)$ of the Evans function

$\mathcal{E}(\lambda)$ are real harmonic functions of x and y . Hence they satisfy mean value formula, see Evans [20]. As a result, $\mathcal{E}(\lambda)$ also satisfies the mean value formula. Thus $|\mathcal{E}(\lambda)|$ cannot attain a local maximum inside any open domain of \mathbb{C} . By using a strong maximum principle of $|\mathcal{E}(\lambda)|$ in Ω , we find that $0 < |\mathcal{E}(\lambda)| < 1$, for all $\lambda \in \mathbb{C}$ with $\text{Re}\lambda > 0$. The spectral stability follows immediately. To illustrate this finding, Fig. 3 shows numerical simulations of Eq. (1) and we observe stationary propagating front for kernel functions in the three classes (A), (B) and C.

put Figure 3 about here

The simulations consider both distributed axonal transmission speeds and distributed feedback delays. We observe that starting from a noise-perturbed stationary front, the activity approaches the smooth stationary propagating front after some time, i.e. the front is also exponentially stable in the presence of feedback delay. This numerical result for non-vanishing feedback connections complements the analytical result for vanishing feedback delay above.

4. Discussion

4.1. Stability of the Standing Wave Front

The results in Subsection 3.1 show that transmission delays do not destabilize standing wave front. In contrast, nonlocal feedback delays may destabilize standing wave front for certain delays resulting to oscillatory activity. The corresponding analytical conditions for a single delay hold for feedback connections in class (C), i.e. for local inhibition - lateral excitation interactions. Since such synaptic couplings as well as feedback delays are omnipresent in the brain, oscillatory standing wave front may occur frequently in real neural structures. For distributed delays, such instability may be possible, but no analytical method is known up to today proving oscillatory instability. Nevertheless, numerical simulations of standing wave front subject to distributed feedback delays reveal oscillatory instability as well.

4.2. Wave Speed of the Travelling Wave Front

Subsection 3.2 shows that the speed index function is monotonically increasing, i.e. $\frac{\partial \phi}{\partial \mu} > 0$ on the interval where the wave speed exist. Consequently, the wave speed is unique. Moreover, the same subsection shows

analytically that the increase of the transmission speed, i.e. the decrease of the transmission delay, increases the wave speed. Similarly, the increase of the feedback delays decreases the wave speed. Summarizing these results, increasing delays slows down the wave speed of the travelling wave front.

4.3. Stability of the Travelling Wave Front

The results in Subsection 3.2 indicate that travelling wave front is spectrally stable in the absence of delayed feedback due to the uniqueness of the wave speed. To our best knowledge, this relationship between the uniqueness and the stability has not been found before, although claimed in previous studies [51, 52].

Focusing on the effect of delayed feedback, the stability analysis in Subsection 3.2.3 reveals the stability of travelling wave front for distributed delays. To support the analytical results, numerical simulations were performed showing stable travelling wave front, cf. Fig. 3. Additional extensive numerical studies (not shown) on the effect of distributed feedback delays have found stable travelling wave front only.

Summarizing the latter results, distributed transmission delays do not destabilize travelling wave front, but feedback delays may induce oscillatory instability.

4.4. Summary and Outlook

We find that the standing wave front and the stationary travelling wave front involving distributed transmission speeds are spectrally stable in the presence of small external perturbations due to the found relationship between uniqueness and stability. In contrast, the additional presence of non-local feedback delays may render the stationary front instability. We find that the delay-induced loss of stability is oscillatory. This is valid for the present model involving a single synaptic time scale. It is worth mentioning, however, that neural fields involving multiple synaptic time scales are sensitive to transmission delays [18].

Future work may further investigate the relation of uniqueness and stability in other wave phenomena, such as travelling pulse solutions or global waves. Moreover, it is interesting to further study the impact of nonlocal delayed feedback on these wave phenomena. These studies may permit deeper insight into the role of delayed feedback loops which are omnipresent in neural systems.

5. Appendix

Let $U = U_{\text{front}}(z)$ represent the travelling wave front of the nonlinear scalar integro-differential equation (1).

Definition 1 - eigenvalue problems, eigenvalues and eigenfunctions:

Let $\lambda \in \mathbb{C}$ and $\text{Re}\lambda > -1$. Define a linear differential operator by

$$\mathcal{L}_0\psi = -\mu\psi' - \psi.$$

Define a family of linear differential operators $\mathcal{L}(\lambda)$ by using the eigenvalue problem

$$\mathcal{L}(\lambda)\psi = \lambda\psi. \quad (31)$$

The eigenvalue problem is given explicitly by

$$\begin{aligned} & \mu\psi'(z) + (\lambda + 1)\psi(z) \\ = & \frac{\alpha}{U'(0)} \left\{ \int_0^\infty \xi(c) \left[\frac{c}{c + s(z)\mu} K \left(\frac{cz}{c + s(z)\mu} \right) \right] \exp \left[-\frac{\lambda|z|}{c + s(z)\mu} \right] dc \right\} \psi(0) \\ + & \frac{\beta}{U'(0)} \left\{ \int_0^\infty \eta(\tau) [W(z - \mu\tau)] \exp(-\lambda\tau) d\tau \right\} \psi(0). \end{aligned}$$

If there exists a complex number λ_0 and there exists a nontrivial bounded continuously differentiable function ψ_0 defined on \mathbb{R} , such that $\mathcal{L}(\lambda_0)\psi_0 = \lambda_0\psi_0$, then λ_0 is called an eigenvalue and ψ_0 is called an eigenfunction of the eigenvalue problem.

Definition 2 - The spectral stability:

(1) If $\max\{\text{Re}\lambda : \lambda \neq 0, \lambda \in \sigma(\mathcal{L}(\lambda))\} \leq -C_0$ and if $\lambda_0 = 0$ is a simple eigenvalue of the eigenvalue problem $\mathcal{L}(\lambda)\psi = \lambda\psi$, then we say that the traveling wave front is spectrally stable, where $\sigma(\mathcal{L}(\lambda))$ represents the spectrum of the operator $\mathcal{L}(\lambda)$, $C_0 > 0$ a positive constant.

(2) If there exists an eigenvalue with positive real part to the eigenvalue problem $\mathcal{L}(\lambda)\psi = \lambda\psi$, then we say that the traveling wave front is exponentially unstable.

(3) If $\max\{\text{Re}\lambda : \lambda \neq 0, \lambda \in \sigma(\mathcal{L}(\lambda))\} < 0$, that is, there exists no nonzero eigenvalue to the eigenvalue problem $\mathcal{L}(\lambda)\psi = \lambda\psi$ in the right half

plane $\{\lambda \in \mathbb{C} : \operatorname{Re}\lambda > 0\}$, but $\lambda_0 = 0$ is not a simple eigenvalue of the eigenvalue problem $\mathcal{L}(\lambda)\psi = \lambda\psi$, then we say that the traveling wave front is algebraically unstable.

Therefore, we have finished the proof of the spectral stability.

Competing interests

The authors declare that no competing interests exist.

Acknowledgement

AH acknowledges funding from the European Research Council for support under the European Union's Seventh Framework Programme (FP7/2007-2013)/ ERC grant agreement no. 257253. LZ acknowledges funding from Faculty Research Grant and Faculty Grant for International Connections of Lehigh University.

References

- [1] Adimy M, Bouzahir H and Ezzinbi K: **Local existence and stability for some partial functional differential equations with infinite delay.** *Nonlinear Analysis, Theory, Methods and Applications* (2002), **48**: 323-348.
- [2] Amari S: **Dynamics of pattern formation in lateral-inhibition type neural fields.** *Biol. Cyb.* (1977), **27**: 77-87.
- [3] Koch C: *Biophysics of Computation: Information Processing in Single Neurons.* Oxford University Press; 1999
- [4] Atay F M and Hutt A: **Neural fields with distributed transmission speeds and long-range feedback delays.** *SIAM J. Appl. Dyn. Syst.* (2006), **5**: 670-698.
- [5] Agmon-Sir H and Segev I: **Signal delay and input synchronisation in passive dendritic structures.** *J. Neurophysiol.* (1993), **70**: 2066-2085.
- [6] Bressloff P C and Folias S E: **Front bifurcations in an excitatory neural network.** *SIAM J. Appl. Math.* (2004), **65**: 131-151.
- [7] Bullier J, Hupe J M, James A C and Girard P: **The role of feedback connections in shaping the responses of visual cortical neurons.** *Prog. Brain Res.* (2001), **134**: 193-204.
- [8] Ben-Yishai R, Bar-Or R L and Sompolinsky H: **Theory of orientation tuning in visual cortex.** *Proc. Natl. Acad. Sci.* (1995), **92**: 3844-3848.
- [9] Coombes S: **Waves, bumps, and patterns in neural field theories.** *Biol. Cyb.* (2005), **93**: 91-108.
- [10] Coombes S, Lord G J and Owen M R: **Waves and bumps in neuronal networks with axo-dendritic synaptic interactions.** *Physica D* (2003), **178**: 219-241.
- [11] Coombes S and Owen M R: **Evans functions for integral neural field equations with Heaviside firing rate function.** *SIAM J. Appl. Dyn. Syst.* (2004), **3**: 574-600.

- [12] Engel K and Nagel R: **One-parameter semigroups for linear evolution equations.** *Graduate Texts in Mathematics, Springer Verlag*(2001), **194**.
- [13] John W. Evans, Nerve axon equations, I Linear approximations. *Indiana University Mathematics Journal*, **21**(1971), 877-885.
- [14] John W. Evans, Nerve axon equations, II Stability at rest. *Indiana University Mathematics Journal*, **22**(1972), 75-90.
- [15] John W. Evans, Nerve axon equations, III Stability of the nerve impulse. *Indiana University Mathematics Journal*, **22**(1972), 577-593.
- [16] John W. Evans, Nerve axon equations, IV The stable and the unstable impulse. *Indiana University Mathematics Journal*, **24**(1975), 1169-1190.
- [17] Ezzinbi K: **Existence and stability for some partial functional differential equations with infinite delay.** *Electr. J. Diff. Equ.*(2003), **2003(116)**: 1-13.
- [18] Laing C and Coombes S: **The importance of different timings of excitatory and inhibitory pathways in neural field models.** *Network*(2006), **17**: 151-72.
- [19] Ermentrout G B and McLeod J B: **Existence and uniqueness of travelling waves for a neural network.** *Proc. Roy. Soc. Edinburgh Sect. A* (1993), **123**(3): 461-478.
- [20] J.W. Evans, Nerve axon equations. *Indiana University Mathematics Journal*. I Linear approximations, **21**(1972), 877-885; II Stability at rest, **22**(1972), 75-90; III Stability of the nerve impulse, **22**(1972), 577-593; IV The stable and the unstable impulse, **24**(1975), 1169-1190.
- [21] Gerstner W and Kistler W: *Spiking Neuron Models*, Cambridge University Press; 2002.
- [22] Girard P, Hupe J M and Bullier J: **Feedforward and feedback connections between areas V1 and V2 of the monkey have similar rapid conduction velocities.** *J. Neurophysiol.* (2001), **85**: 1328-1331.

- [23] Gogolla N, Galimberti I and Caroni P: **Structural plasticity of axon terminals in the adult.** *Curr. Opin. Neurobiol.* (2007), **17**(5): 516-524.
- [24] Gough B, *GNU Scientific Library Reference Manual, 2nd edition*, Network Theory Ltd; 2003.
- [25] Huang X, Troy W C, Yang Q, Ma H, Laing C R, Schiff S J and Wu J Y: **Spiral waves in disinhibited mammalian neocortex.** *J. Neurosci.*(2004), **24**: 9897-9902.
- [26] Hutt A: **Effects of nonlocal feedback on travelling fronts in neural fields subject to transmission delay.** *Phys. Rev. E* (2004), **70**: 052902.
- [27] Hutt A: **Generalization of the reaction-diffusion, Swift-Hohenberg, and Kuramoto-Sivashinsky equations and effects of finite propagation speeds.** *Phys. Rev. E* (2007), **75**: 026214.
- [28] Hutt A (Ed.), *Sleep and Anesthesia: Neural correlates in theory and experiment.* Springer-New York; 2011.
- [29] Hutt A and Atay F M: **Analysis of nonlocal neural fields for both general and gamma-distributed connectivities.** *Physica D* (2005), **203**: 30-54.
- [30] Hutt A and Atay F M: **Effects of distributed transmission speeds on propagating activity in neural populations.** *Phys. Rev. E* (2006), **73**: 021906.
- [31] Hutt A, Bestehorn M and Wennekers T: **Pattern formation in intracortical neuronal fields.** *Network: Comput. Neur. Syst.* (2003), **14**: 351-368.
- [32] Hutt A and Longtin A: **Effects of the anesthetic agent propofol on neural populations.** *Cogn. Neurodyn.* (2009), **4**: 37-59.
- [33] Hutt A and Rougier N: **Activity spread and breathers induced by finite transmission speeds in two-dimensional neural fields.** *Phys. Rev. E* (2010), **82**: R055701.

- [34] Liley D T J and Bojak I: **Understanding the transition to seizure by modeling the epileptiform activity of general anaesthetic agents.** *J. Clin. Neurophysiol.* (2005), **22**: 300-313.
- [35] Bojak I and Liley D T J: **Axonal velocity distributions in neural field equations.** *PLoS Comput Biol*(2010), **6**: e1000653.
- [36] Liley D T J, Cadusch P J and Dafilis M P: **A spatially continuous mean field theory of electrocortical activity.** *Network: Comput. Neur. Syst.* (2002), **13**: 67-113.
- [37] Magpantay F M G and Zou X: **Wave fronts in neuronal fields with nonlocal post-synaptic axonal connections and delayed nonlocal feedback connections.** *Math. Biosci. Engin.*(2010), **7**: 421-442.
- [38] Pinto D J and Ermentrout G B: **Spatially structured activity in synaptically coupled neuronal networks. I. travelling fronts and pulses, II. Lateral inhibition and standing pulses.** *SIAM J. Appl. Math.* (2001), **62**: I. 206-225, II. 226-243.
- [39] Prechtl J C, Cohen L B, Pesaran B, Mitra P P, Kleinfeld D: **Visual stimuli induce waves of electrical activity in turtle cortex.** *Proceed. Nat. Acad. Sci.* (1997), **94**: 7621-7626.
- [40] Ringo J L, Doty R W, Dementier S and Simard P Y: **Time is of the essence: a conjecture that hemispheric specialization arises from interhemispheric conduction delay.** *Cereb. Cortex.* (1994), **4**: 331-343.
- [41] Reggia J A and Montgomery D: **A computational model of visual hallucinations in migraine.** *Comput. Biol. Med.* (1996), **26**: 133-139.
- [42] Rennie C J, Robinson P A and Wright J J: **Unified neurophysiological model of EEG spectra and evoked potentials.** *Biol. Cybern.* (2002), **86**: 457-471.
- [43] Richardson K A, Schiff S J and Gluckman B J: **Control of travelling waves in the mammalian cortex.** *Phys. Rev. Lett.* (2005), **94**: 028103.

- [44] Sandstede B: **Evans functions and nonlinear stability of travelling waves in neuronal network models.** *Intern. J. Bif. Chaos* (2007), **17**: 2693-2704.
- [45] Steyn-Ross M L, Steyn-Ross D A, Sleigh J W and Wilcocks L C: **Toward a theory of the general-anesthetic-induced phase transition of the cerebral cortex: I. A thermodynamic analogy.** *Phys. Rev. E* (2001), **64**: 011917.
- [46] Swadlow H A: **Impulse conduction in the mammalian brain: Physiological properties of individual axons monitored for several months.** *Science* (1982), **218**: 911-913.
- [47] Veltz R and Faugeras O: **Stability of the stationary solutions of neural field equations with propagation delays.** *J. Math. Neurosci.* (2011), **1**: 1-28.
- [48] Wilson H R and Cowan J D: **A mathematical theory of the functional dynamics of cortical and thalamic nervous tissue.** *Kybernetik* (1973), **13**: 55-80.
- [49] Wennekers T: **Orientation tuning properties of simple cells in area V1 derived from an approximate analysis of nonlinear neural field models.** *Neural Comp.* (2001), **13**: 1721-1747.
- [50] Zhang L: **How do synaptic coupling and spatial temporal delay influence travelling waves in nonlinear nonlocal neuronal networks ?** *SIAM J. Appl. Dyn. Sys.* (2007), **6**: 597-644.
- [51] Zhang L, Wu P-S and Stoner M A: **Influence of sodium currents on speeds of travelling wave fronts in synaptically coupled neuronal networks.** *Physica D* (2010), **239**: 9-32.
- [52] Zhang L, Wu P-S and Stoner M A: **Influence of neurobiological mechanisms on speeds of travelling wave fronts in mathematical neuroscience.** *Discr. Cont. Dyn. Syst. B* (2011), **16**: 1003-1037.
- [53] Hayes N D: **Roots of the transcendental equation associated with a certain difference-differential equation.** *J. London Math. Soc.* (1950), **25**: 226232.

- [54] Schanz M and Pelster A: **Synergetic System Analysis for the Delay-Induced Hopf Bifurcation in the Wright Equation.** *SIAM J. Appl. Dyn. Sys.* (2003), **2**(3): 277-296.
- [55] Kiss G and Krauskopf B: **Stability implications of delay distribution for first-order and second-order systems.** *Discr. Cont. Dyn. Syst. B* (2010), **13**(2): 327-345.
- [56] Bernard S, Belair J and Mackey M.: **Sufficient conditions for stability of linear differential equations with distributed delay.** *Discr. Cont. Dyn. Syst. B* (2001), **1**(2): 233-256.

Figure captions

Figure 1: Propagating stationary wave front of Eq. (1) for delayed feedback with spatial feedback connections taken from kernel class (C) without intra-area connections. (a) single delay with $\eta(\tau) = \delta(\tau - \tau_0)$, $\tau_0 = 2.0$, (b) distributed delays $\eta(\tau) = \delta(\tau - \tau_1)/2 + \delta(\tau - \tau_2)/2$ with $\tau_1 = 1.3$, $\tau_2 = 2.6$, i.e. $E = 1.95$. In addition $\alpha = 0$, $\beta = 1.0$, $\theta = 0.5$, $W(x) = (\exp(-|x|) - 4.0 \exp(-10.0|x|/)) / 1.2$. Initial conditions are chosen to $u(x, T) = 0.0$, $0 \leq x < L/2$, $u(x, T) = 1.0$, $L/2 \leq x < L$, $-\tau_{max} \leq T \leq 0$ with the maximum delay τ_{max} and spatial domain length $L = 60$. The panels show a spatial and temporal extract of the full simulation result for visualization reasons.

Figure 2: Wave speeds for different transmission speed and feedback delay distributions in class (A), (B) and (C) of the spatial kernel function K with an excitatory feedback $W \geq 0$. The transmission speed and feedback delay distributions are taken from Eqs. (2) with $c_1 = 2c_0$ and $\tau_1 = 2\tau_0$. Panels (a) and (b) give the speeds for class (A), panels (c) and (d) for class (B) and panels (e) and (f) for class C. The delays τ in (a), (c) and (e) are identical to the lowest delays τ_0 , the transmission speeds c in (b), (d) and (f) are identical to the lowest transmission speed c_0 in the distribution. Other kernel parameters are taken from Figure 3.

Figure 3: Propagating stationary wave front of Eq. (1) for three classes of synaptic interactions and distributed speeds and delays. The kernel functions K and W are chosen from the class A (panel a), (B) (panel b) and (C) (panel c). In (a) $r = 0$, (b) $r = 0.4$, $\rho = 0.2$ and (c) $r = 0.4$, $\rho = 3.0$. Other parameters are $s = 1$, $\alpha = 1.0$, $\beta = 0.1$, $\sigma = 1.0$, $\theta = 0.2$, and the speed and delay distributions are $\xi(c) = [\delta(c - c_0) + \delta(c - c_1)]/2$, $\eta(\tau) = [\delta(\tau - \tau_0) + \delta(\tau - \tau_1)]/2$ with $c_0 = 5.0$, $c_1 = 10.0$, $\tau_0 = 0.1$ and $\tau_1 = 0.2$.

Figures

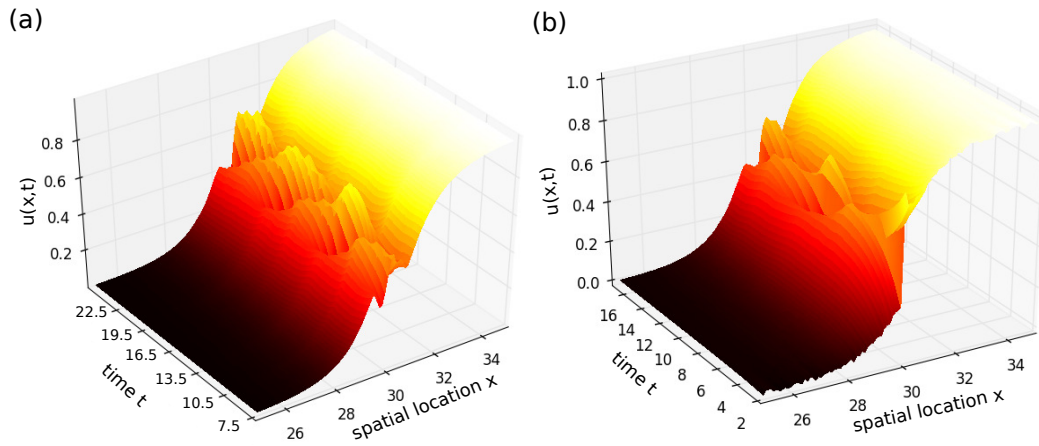


Figure 1

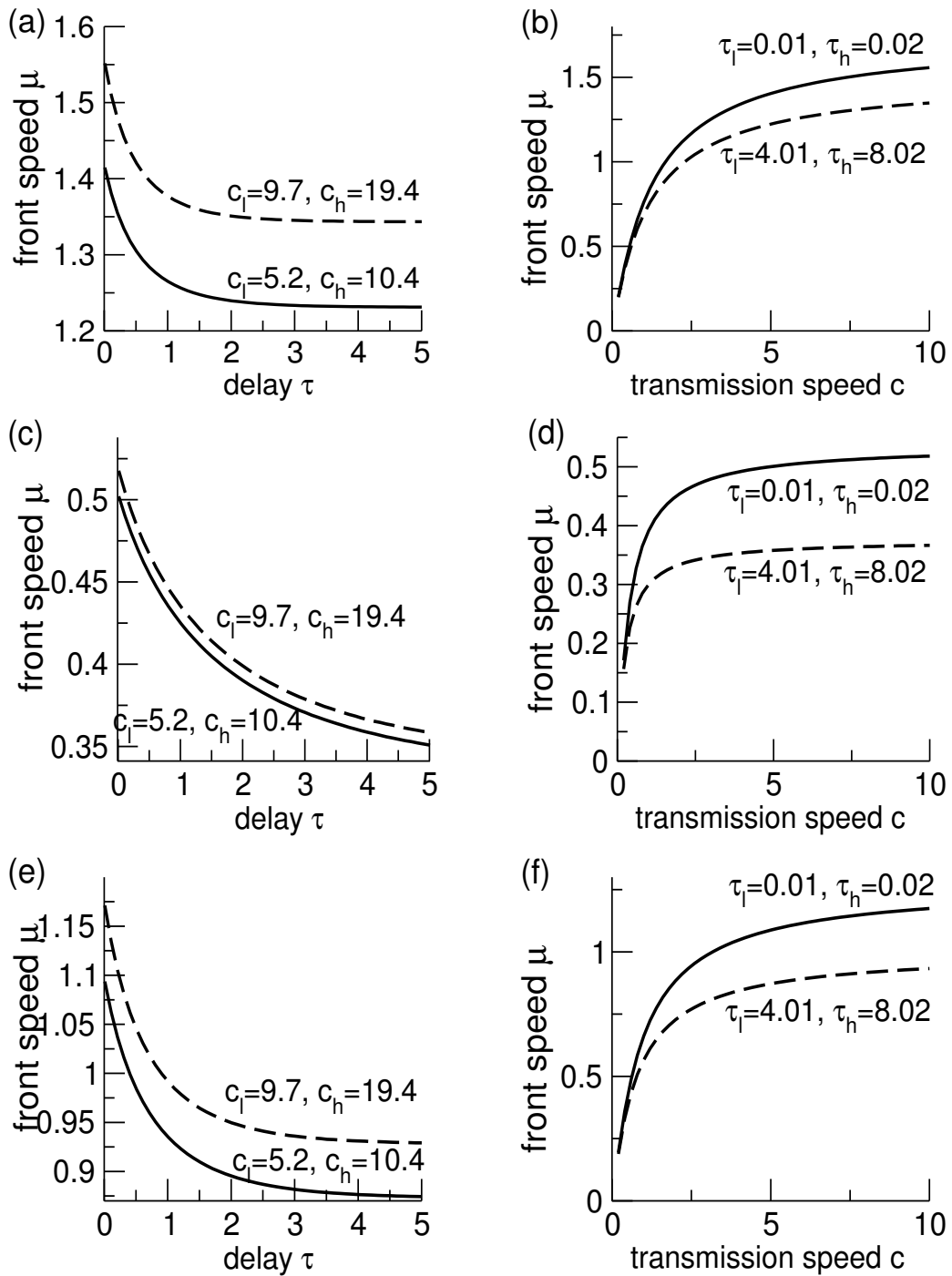


Figure 2

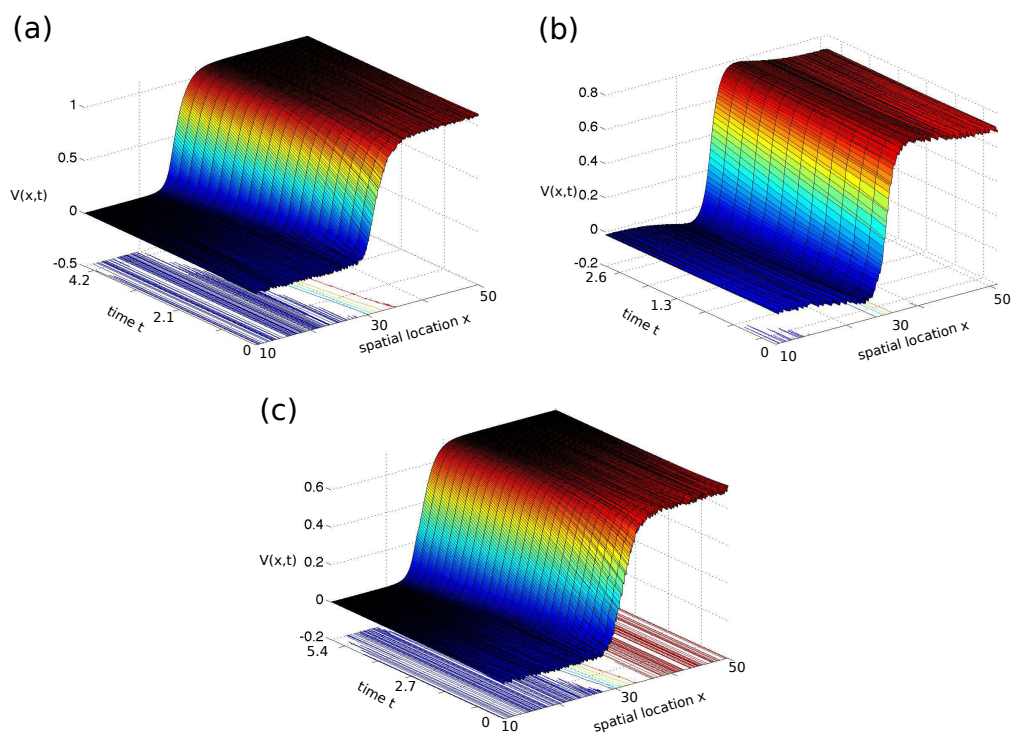


Figure 3