



HAL
open science

Joint T1 and brain fiber diffeomorphic registration using the demons

Viviana Siless, Pamela Guevara, Xavier Pennec, Bertrand Thirion, Pierre Fillard

► **To cite this version:**

Viviana Siless, Pamela Guevara, Xavier Pennec, Bertrand Thirion, Pierre Fillard. Joint T1 and brain fiber diffeomorphic registration using the demons. Organization for the Human Brain Mapping, Jun 2012, Beijing, China. hal-00828387

HAL Id: hal-00828387

<https://inria.hal.science/hal-00828387>

Submitted on 30 May 2013

HAL is a multi-disciplinary open access archive for the deposit and dissemination of scientific research documents, whether they are published or not. The documents may come from teaching and research institutions in France or abroad, or from public or private research centers.

L'archive ouverte pluridisciplinaire **HAL**, est destinée au dépôt et à la diffusion de documents scientifiques de niveau recherche, publiés ou non, émanant des établissements d'enseignement et de recherche français ou étrangers, des laboratoires publics ou privés.

Joint T1 and brain fiber diffeomorphic registration using the demons

Viviana Siless^{1,2}, Pamela Guevara³, Xavier Pennec⁴, Bertrand Thirion^{1,2}, Pierre Fillard¹

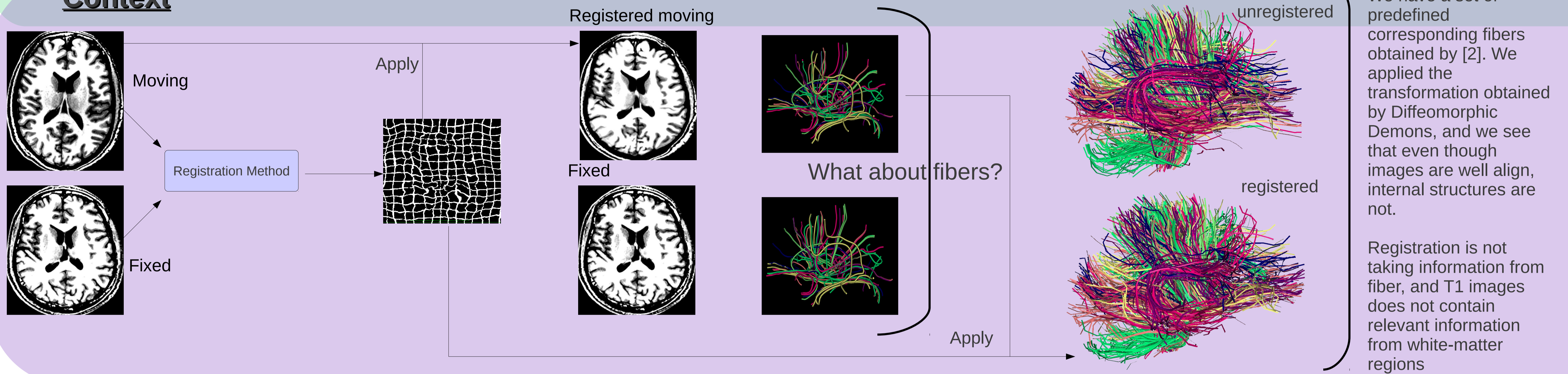
¹ Parietal Team, INRIA Saclay-Île-de-France, Saclay, France - ² CEA, DSV, I2BM, Neurospin bât 145, 91191 Gif-Sur-Yvette, France

³ University of Concepción, Concepción, Chile - ⁴ Asclepios Team, INRIA Sophia Antipolis Méditerranée, Sophia Antipolis, France

viviana.siless@inria.fr,
http://parietal.saclay.inria.fr

- Within inter-individual comparison, registration should align images as well as cortical and external structures such as sulcal lines and fibers in brain imaging.
- While using image-based registration, neural fibers appear uniformly white giving no information to the registration.
 - Tensor-based registration improves white-matter alignment, however misregistration may also persist in regions where the tensor field appears uniform.
- We propose an hybrid approach by extending the Diffeomorphic Demons [1] registration to incorporate geometric constrains. Combining the image and the geometry, we define a mathematically sound framework to jointly register images and geometric descriptors of fibers.

Context



Diffeomorphic Demons Registration

- We measure the similarity of the images $\text{Sim}(F, M \circ s) = \frac{1}{2} \|F - M \circ s\|^2$

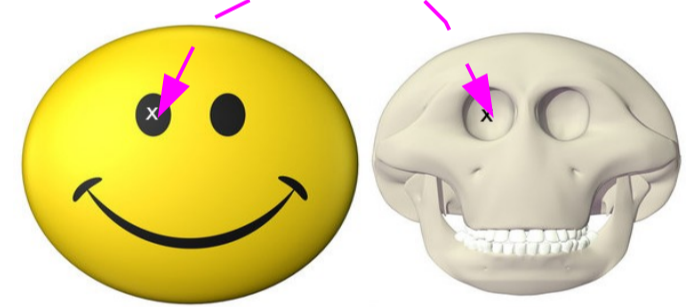
where F is the fixed image, M is the moving image and $M \circ s$ is the moving image after applying the transformation

- We minimize the following

$$E(s, c) = \frac{1}{\sigma_i} \text{Sim}(F, M \circ c) + \frac{1}{\sigma_x} \text{dist}(s, c)^2 + \frac{1}{\sigma_r} \text{Reg}(s)$$

where Reg is the regularization term

Where dist is the distance between the correspondences and the current transformation.



We minimize this distance, as we want small deformations at each step.

The minimization is done in 2 steps: we first optimize for the correspondences and then we take care of the regularization term.

$$1 - E_s^{\text{corr}}(u) = \|F - M \circ s \circ u\|^2 + \|u\|_{\sigma_x}^2$$

$$2 - c \leftarrow s \circ u$$

$$3 - s \leftarrow K * c$$


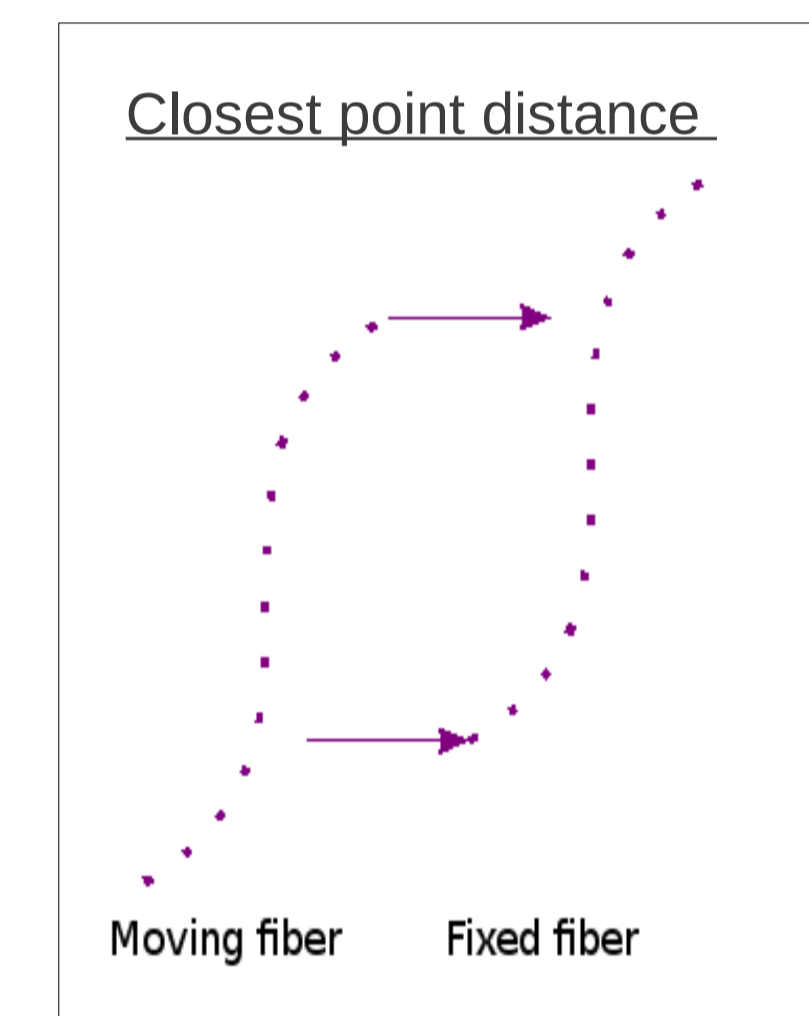
Repeat until the similarity between the images is small enough.

Geometric Demons Registration

$$E(s, c) = \frac{1}{\sigma_i} (\text{Sim}(F, M \circ c) + \text{Sim}(X^F, X^M \circ c)) + \frac{1}{\sigma_x} (\text{dist}(s, c) + \text{dist}(s, c_p)) + \frac{1}{\sigma_r} \text{Reg}(s)$$

where X^F is the set of points of all fibers in the fixed image
 X^M is the set of points of all fibers in the moving image.

c^p are the correspondences between the moving points and the fixed points.



Update field for the image:

$$1 - E_s^{\text{corr}}(u) = \|F - M \circ s \circ \exp(u)\|^2 + \frac{\sigma_i^2}{\sigma_x^2} \text{dist}(s, s \circ \exp(u))^2$$

Update field for the fibers, where Sim is the closest point distance:

$$2 - E_s^{\text{corr}}(u_p) = \text{Sim}(X^F - X^M + u_p) + \frac{\sigma_i^2}{\sigma_x^2} \text{dist}(s, s \circ \exp(u_p))^2$$

Use RBF to extrapolate and convert the sparse update field from fiber to a dense one

$$3 - u_p(x) = H(x) \cdot A^{-1} \cdot U$$

Weight and combine the update fields, using fiber information close to where fiber points are defined.

$$4 - u(x) = (1 - w(x))u_i(x) + w(x)u_p(x)$$

Update the transformation

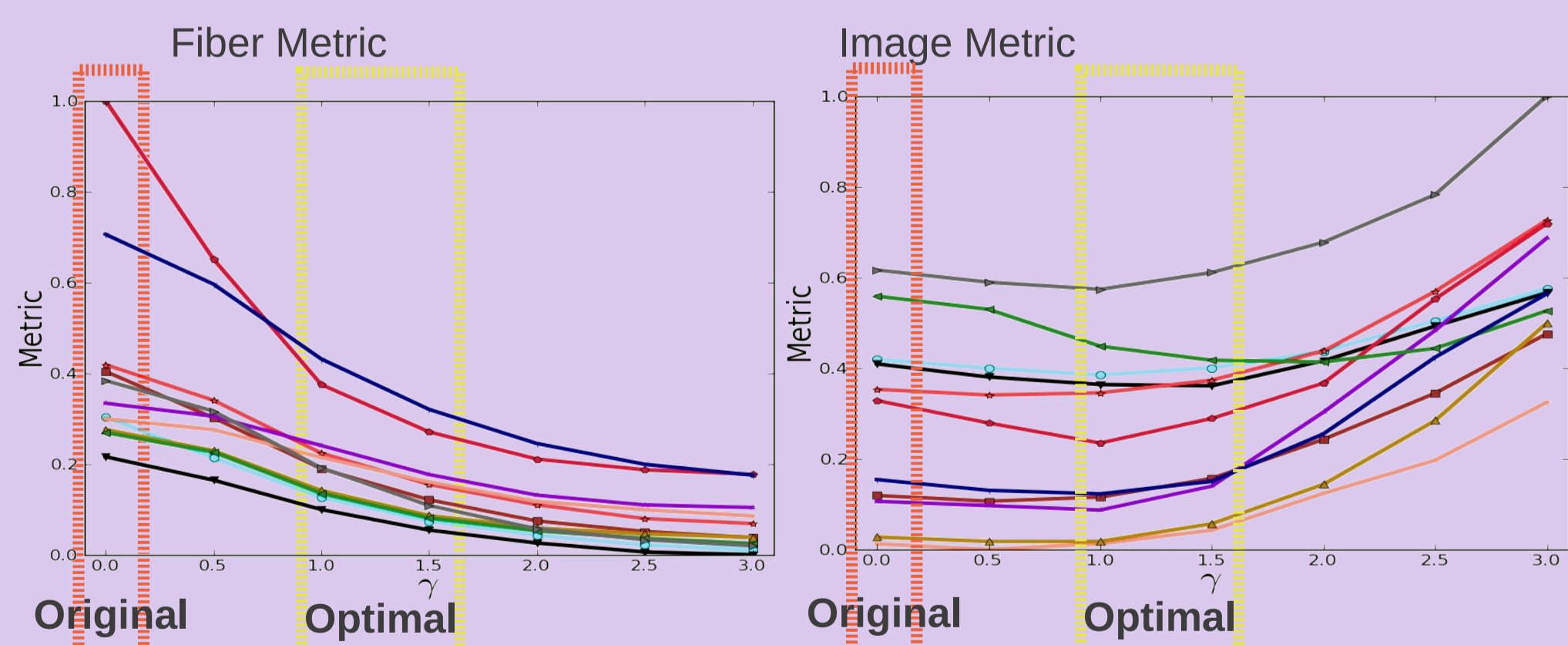
$$5 - \text{Let } c \rightarrow s \circ \exp(u)$$

Take care of the regularization term (convolve with a Gaussian Kernel)

$$6 - s \rightarrow K * c$$

Repeat until the similarity between the images and the set of points is small enough.

Optimal influence radius: γ



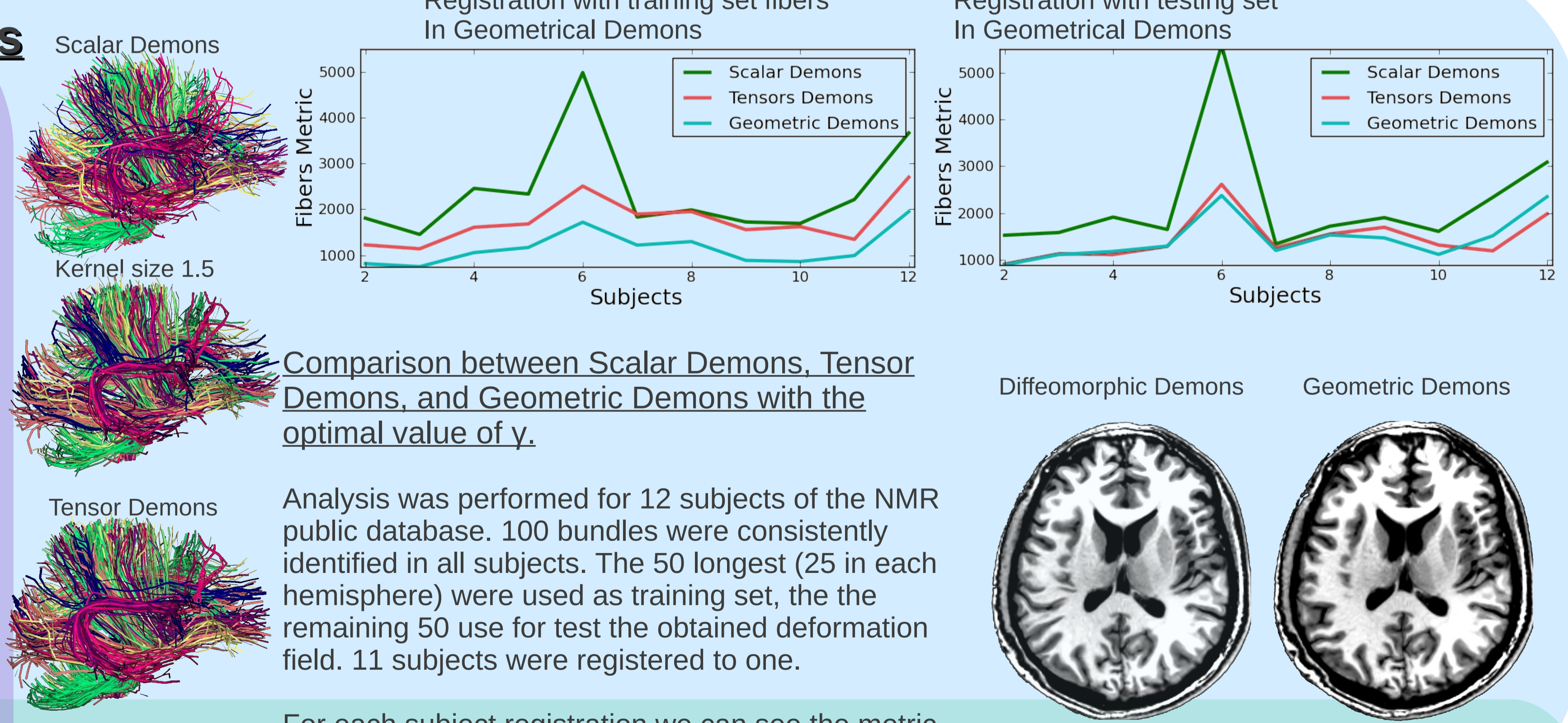
As we increase the radius the more the fibers influence the deformation field, therefore the fibers alignment improves at the expenses of image alignment.

The optimal γ radius is between 1.0 and 1.5 where we are able to highly improve fibers alignment and also to maintain the image alignment.

Fiber alignment improvement from original to a high radius value



Results



For each subject registration we can see the metric improvement for the training set as for the test set.

Conclusions: We extended the well-established Demons registration algorithm to register jointly both, image and geometric descriptors. We were able to find a trade-off of parameters where a unique transformation is obtained well aligning both image and fibers. Future work consist in incorporating currents as the measure for fiber bundles.