



**HAL**  
open science

## Output-sensitive construction of the Delaunay triangulation of points lying in two planes

Jean-Daniel Boissonnat, André Cerezo, Olivier Devillers, Monique Teillaud

► **To cite this version:**

Jean-Daniel Boissonnat, André Cerezo, Olivier Devillers, Monique Teillaud. Output-sensitive construction of the Delaunay triangulation of points lying in two planes. *International Journal of Computational Geometry and Applications*, 1996, 6 (1), pp.1-14. 10.1142/S0218195996000022. hal-00795075

**HAL Id: hal-00795075**

**<https://inria.hal.science/hal-00795075>**

Submitted on 7 Aug 2019

**HAL** is a multi-disciplinary open access archive for the deposit and dissemination of scientific research documents, whether they are published or not. The documents may come from teaching and research institutions in France or abroad, or from public or private research centers.

L'archive ouverte pluridisciplinaire **HAL**, est destinée au dépôt et à la diffusion de documents scientifiques de niveau recherche, publiés ou non, émanant des établissements d'enseignement et de recherche français ou étrangers, des laboratoires publics ou privés.

# OUTPUT SENSITIVE CONSTRUCTION OF THE DELAUNAY TRIANGULATION OF POINTS LYING IN TWO PLANES\*

JEAN-DANIEL BOISSONNAT (Inria)

ANDRÉ CÉRÉZO (Univesité de Nice)

OLIVIER DEVILLERS (Inria)

MONIQUE TEILLAUD (Inria)

IJCGA, Vol. 6 No. 1 (1996) 1-14

## Abstract

In this paper, we propose an algorithm to compute the Delaunay triangulation of a set  $\mathcal{S}$  of  $n$  points in 3-dimensional space when the points lie in 2 planes. The algorithm is output-sensitive and optimal with respect to the input and the output sizes. Its time complexity is  $O(n \log n + t)$ , where  $t$  is the size of the output, and the extra storage is  $O(n)$ .

**keywords** Delaunay triangulation, Output-sensitive algorithms, Voronoi diagram, Hyperbolic distance, Computerized Tomography

## 1 Introduction

The Delaunay triangulation and its dual, the Voronoi diagram, are fundamental structures in computational geometry. See, for example, Refs. ([1–3]). In two dimensions, the size of these structures, for  $n$  points, is  $O(n)$  and there exist several optimal  $O(n \log n)$  algorithms for their construction. In higher dimensions, the size of the output depends on the input distribution and may vary from  $O(n)$  to  $O(n^{\lfloor \frac{d+1}{2} \rfloor})$  where  $d$  denotes the dimension. In particular, in 3-dimensional space, the Delaunay triangulation of a set  $\mathcal{S}$  of  $n$  sites may consist of a number of tetrahedra which may vary from  $O(n)$  to  $O(n^2)$ . Thus it is worth seeking algorithms whose complexities depend on both the input size  $n$  and the output size  $t$ .

As is well known, constructing the Delaunay triangulation (or the Voronoi diagram) of points in  $d$ -dimensional space can be reduced to constructing a

---

\*This work has been supported in part by the ESPRIT Basic Research Actions No. 3075 (ALCOM) and 7141 (ALCOM II).

convex hull in  $(d + 1)$ -dimensional space. Thus the output sensitive algorithm of Seidel for constructing convex hulls in higher dimensions [4] can be used to construct the Delaunay triangulation of  $n$  sites in an output sensitive manner. The time complexity of the original algorithm as described by Seidel is  $O(n^2 + t \log n)$  for any  $d \geq 3$ . A recent result of Matoušek and Schwarzkopf [5] allows to reduce the complexity to  $O(n^{4/3+\varepsilon} + t \log n)$  for  $d = 3$ ; with this modification, this algorithm is rather complicated and still not satisfying if  $t$  is  $o(n^{4/3})$ .

Other algorithms are known that are sensitive to the output for some specific types of inputs. Incremental randomized algorithms, for instance, are sensitive to the maximal size of the successive triangulations, as in Refs. ([6,7]). Although their time complexity may be output sensitive in some cases (in particular, if the input sites are uniformly distributed, then the triangulation is linear and the algorithms run in  $O(n \log n)$  expected time), it may well happen that an intermediate triangulation is much bigger than the final one. So these algorithms are not sensitive to the size of the output in bad cases.

We previously addressed [8] the case of a set  $\mathcal{S}$  of  $n$  points in 3-dimensional space when the points belong to a set of  $k$  given planes. We only sketch here how the algorithm works. The triangulation is constructed incrementally. Consider a tetrahedron  $abcd$  of the triangulation; the basic problem is to find the tetrahedra that share facets with it. This is equivalent to finding for each facet of  $abcd$ , say  $abc$ , the empty sphere that passes through  $abc$  and another site  $e (\neq d)$ . By *empty* sphere, we mean a sphere whose interior does not contain any of the point sites, and similarly, for short, we will say that a sphere contains a point when its interior contains that point.

In each plane  $P$ , we seek a circle which passes through a site of  $P$ , say  $s_P$ , but contains no site of  $P$  in its interior, and we report the site  $s_P$ , which gives a sphere  $abcs_P$ . By comparing the  $k$  spheres obtained in this way for the  $k$  planes, we can find the empty sphere, and so the neighbor  $abce$  of tetrahedron  $abcd$  in  $O(k \log n)$  time. It follows that the overall time complexity is  $O(tk \log n)$ . In order to achieve an  $O(n)$  space complexity, we process the tetrahedra in an order that ensures that the union of the already constructed tetrahedra remains a topological ball at each step of the incremental construction. Such an order has been introduced by Bruggesser and Mani [9] for proving that the boundary complex of any convex polytope is shellable in any dimension. The same result has also been exploited by Seidel. [4]

Using the recent result of Matoušek and Schwarzkopf mentioned above, the algorithm can be extended to sets of points of  $\mathbb{R}^d$  lying in  $k$   $p$ -flats. [10]

*Outline of the paper.* In the special case of only two planes, a better algorithm can be obtained. This was known in the special case of points in 3-dimensional space constrained to lie in two parallel planes. In such a case, a deterministic algorithm has been proposed by Boissonnat, [11] whose complexity is  $O(n \log n + t)$ , which is optimal with respect to the input and the output sizes.

It was shown that if we are given two sets of point sites  $\mathcal{S}_P$  and  $\mathcal{S}_Q$  lying respectively in two parallel planes  $P$  and  $Q$ , then the three dimensional Voronoi diagram (and thus the Delaunay triangulation) of  $\mathcal{S}_P \cup \mathcal{S}_Q$  can be obtained by

superimposing the two 2-dimensional Voronoi diagrams of  $\mathcal{S}_P$  and  $\mathcal{S}_Q$ . The present paper is a generalization of the algorithm for two parallel planes. It will be shown in Section 4 that the situation for non parallel planes is quite similar : the 3-dimensional Delaunay triangulation can be deduced from the planar map obtained when superimposing the Voronoi diagrams of  $\mathcal{S}_P$  and  $\mathcal{S}_Q$  for the *hyperbolic* metric. However, we first show in Section 3 that, using the geometric transform of Section 2, it is possible to derive more tractable (linear) diagrams that can be used instead of the hyperbolic ones.

## 2 The geometric transform

### 2.1 Circles

The correspondence between the Delaunay triangulation of a set of points in the plane and a convex hull in 3D space is well known : it is obtained by embedding the points of the plane into points of a 3-dimensional space (see Refs. ([2,12])). The rest of this subsection recalls the main properties of this correspondence, that will be useful in the next subsection, and for our algorithm.

Let us follow Aurenhammer's description [12] of this embedding and recall briefly its properties, in the planar case. We can embed a given plane  $P$  into the horizontal plane of equation  $z = 0$  of a three dimensional Euclidean space  $\mathcal{C}_P$  spanned by the coordinate axes  $x, y, z$ . The transform  $\pi$  maps a circle  $C$  in  $P$  with equation  $C(x, y) = 0$ , where

$$C(x, y) = x^2 + y^2 - 2\varphi x - 2\psi y + \chi$$

to the non vertical plane  $\pi(C)$  also denoted  $\pi_C$  of equation  $\pi_C(x, y, z) = 0$  where

$$\pi_C(x, y, z) = z - 2\varphi x - 2\psi y + \chi.$$

Here the point  $(\varphi, \psi)$  of  $P$  is the center of  $C$  and  $\chi = C(0, 0)$  is the power of the origin with respect to  $C$ .

Remember that the *power* of a point  $M = (x, y)$  with respect to a circle  $C$  of center  $N$  and radius  $r$  is the quantity  $C(x, y)$ , which is also equal to  $|MN|^2 - r^2$  where  $|\cdot|$  denotes the Euclidean distance. This definition also holds for the power of a point with respect to a sphere in a three dimensional space, in fact the power of  $M$  with respect to a sphere is the power of  $M$  with respect to any circle obtained by intersecting the sphere with a plane containing  $M$ .

Let  $\Pi$  denote the paraboloid  $z = x^2 + y^2$  in  $\mathcal{C}_P$ . It is immediate to observe that  $\pi_C \cap \Pi$  projects vertically onto  $C$ .

The polarity  $\Delta$  with respect to  $\Pi$  maps a non vertical plane

$$H : z = ax + by + c$$

to the point

$$\Delta(H) = (a/2, b/2, -c)$$

and, more generally, a flat  $F$  to the union of the  $\Delta(H)$ , for  $H \supseteq F$ . Note that  $\Delta(\pi_C) = (\varphi, \psi, \chi)$ . In the sequel and in the figures, we will denote by  $C^*$  the point  $\Delta(\pi_C)$ .

If we consider a point  $M$  as a circle of radius 0, we obtain that  $M^* = \Delta(\pi_M)$  is the vertical projection of  $M$  onto the paraboloid  $\Pi$ , and that  $\pi_M$  is the plane tangent to  $\Pi$  at  $M^*$ .

For a point  $M$  and a non vertical plane  $H$ ,  $M$  is above (in, below)  $H$  exactly if  $\Delta(H)$  is above (in, below)  $\Delta(M)$ .

Let us denote by  $\mathcal{S}_P$  a set of point sites in  $P$ . Let  $U_{\mathcal{S}_P}$  be the convex polyhedron, obtained by intersecting the upper half-spaces limited by all planes  $\pi_M$  for  $M \in \mathcal{S}_P$ .

The preceding properties imply [12] that the Voronoi diagram of  $\mathcal{S}_P$  is the vertical projection of  $U_{\mathcal{S}_P}$  onto  $P$ .

## 2.2 Pencils of circles

We first briefly recall some definitions and refer the reader to Coxeter's [13] or Pedoes's [14] books for example. The *radical axis* (also called *chordale*) of two circles  $C_1$  and  $C_2$  of equations  $C_i(x, y) = 0$  ( $i = 1, 2$ ) is the set of points having the same power with respect to  $C_1$  and  $C_2$ . Its equation is thus  $C_1(x, y) = C_2(x, y)$ . Notice that the radical axis is orthogonal to the line passing through the two centers of the circles.

In the sequel, pencils of circles play a central role. A *pencil* of circles is a linear family of circles, which means that, if we denote by  $C_i(x, y) = 0$ ,  $i = 1, 2$ , the equations of two circles, the equation of any circle in the pencil will be

$$\lambda_1 C_1(x, y) + \lambda_2 C_2(x, y) = 0$$

where  $\lambda_1$  and  $\lambda_2$  are constants. Any two circles of a pencil have the same radical axis, called the radical axis of the pencil. The radical axis of the pencil is thus orthogonal to the line passing through all the centers of the circles of the pencil. See figures 1, 2, 3 that show different types of pencils.

Let us now derive another consequence of the geometric transform of Subsection 2.1. Since the mapping  $\pi$  is linear, a pencil of circles  $\mathcal{P}_C$  in  $P$  is mapped by  $\pi$  into a pencil of planes  $\mathcal{P}_H$  in  $\mathcal{C}_P$ . Aurenhammer shows that if  $C$  and  $C'$  are two non-concentric circles in  $P$ , then the radical axis of  $C$  and  $C'$  is the vertical projection of  $\pi_C \cap \pi_{C'}$  onto  $P$ . In fact, if  $C$  and  $C'$  are concentric, the intersection of  $\pi_C$  and  $\pi_{C'}$  is at infinity, as well as the chordale of  $C$  and  $C'$ , so the observation still holds. For our pencil of circles  $\mathcal{P}_C$  in  $P$ , the radical axis is thus the projection of the common line of the planes of the corresponding pencil  $\mathcal{P}_H$  in  $\mathcal{C}_P$ . This line is in fact the image by  $\Delta \circ \pi$  of the pencil of circles.

The usual classification of the pencils of circles can be done in the following way. If the line representing the pencil in  $\mathcal{C}_P$  intersects the paraboloid  $\Pi$  in two points, those points represent the zero-radius circles of the pencil called the *limiting points* of the pencil (Figure 1). If the line intersects  $\Pi$  in one point, the pencil is concentric (Figure 2). If the line does not intersect  $\Pi$ , then all the circles have two points in common, that are called the *base points* of the pencil.

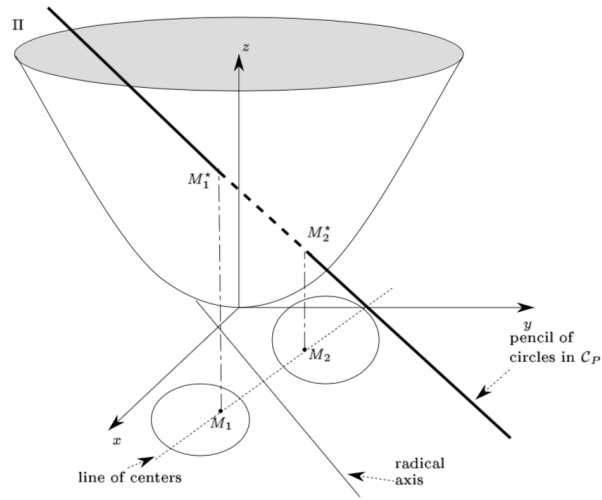


Figure 1: A pencil of circles with limiting points

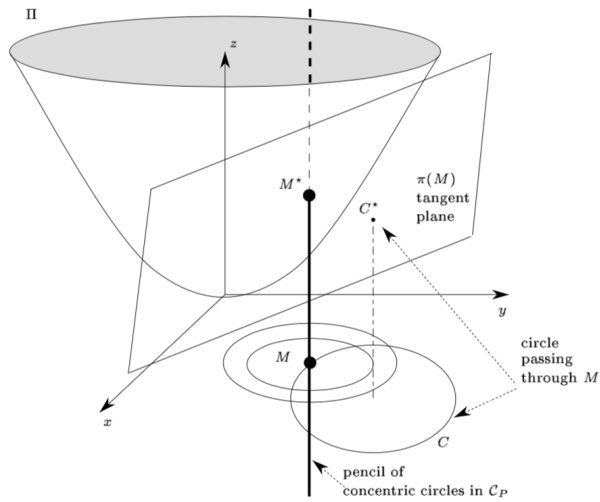


Figure 2: Concentric pencil of circles.

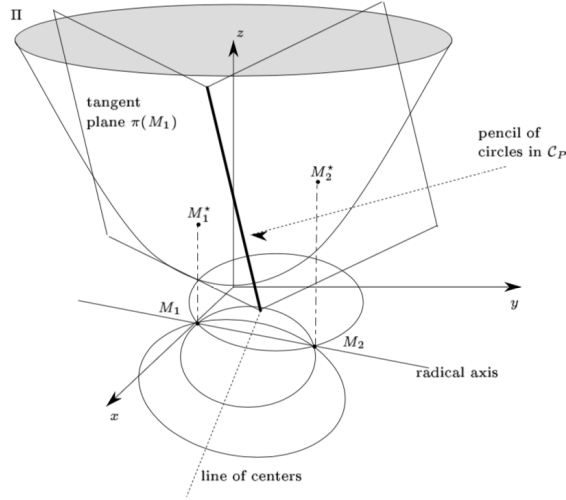


Figure 3: A pencil of circles with base points

Similarly as for spheres, we say that a circle in  $P$  is *empty* if it contains no point of  $\mathcal{S}_P$  in its interior. An important observation is that for a given pencil of circles and a given set of point sites  $\mathcal{S}_P$  in  $P$ , the at most two extremal empty circles of the pencil are the vertical projections of the intersection of  $U_{\mathcal{S}_P}$  with the line representing the pencil in  $\mathcal{C}_P$ .

These simple observations are sufficient for the purpose of this paper. A more complete presentation [15] provides a geometric interpretation of the transform of Subsection 2.1, and geometric proofs of the above facts.

### 3 A first algorithm

Let  $P$  and  $Q$  be two given planes and denote  $l = P \cap Q$  their common line.  $\mathcal{S}_P$  and  $\mathcal{S}_Q$  denote two sets of point sites lying respectively in  $P$  and  $Q$ , and we want to compute the Delaunay triangulation of the set of points  $\mathcal{S}_P \cup \mathcal{S}_Q$ . The choice of a circle  $C$  passing through three points  $a, b, c$  in  $P$  determines the set  $S$  of spheres intersecting  $P$  along  $C$ . The intersection of these spheres with  $Q$  is a pencil of circles in  $Q$  whose radical axis is  $l$ . Indeed, the power of a point  $M$  on  $l$  with respect to any of these circles in  $Q$ , say  $C'$ , is the power of  $M$  with respect to the sphere of  $S$  passing through  $C$  and  $C'$ , which is also the power of  $M$  with respect to the circle passing through  $a, b, c$  in  $P$ , which proves that for  $M$  in  $l$ , the power of  $M$  does not depend on the circle defined by  $S$  in  $Q$ .

So, to a point  $C^*$  of  $\mathcal{C}_P$  we can associate the line  $\delta(C)$  in  $\mathcal{C}_Q$ , which is the image by  $\Delta \circ \pi$  of the associated pencil of circles in  $Q$ . Using a judicious choice of coordinates in  $P$  and  $Q$  this transformation is trivial. More precisely, we choose in both planes a system of coordinates in which the origin lies on  $l$  and

$l$  supports the  $x$ -axis. In this way, the pencil of circles in  $Q$  determined by the point  $C^*$  with coordinates  $(\varphi, \psi, \chi)$  in  $\mathcal{C}_P$  is exactly the line  $\delta(C)$  parallel to the  $y$ -axis passing through the point of coordinates  $(\varphi, \psi, \chi)$  in  $\mathcal{C}_Q$ . Indeed, as  $l$  is the radical axis of the pencil,  $l$  is orthogonal to  $\delta(C)$  (see Section 2 and Figure 4). Moreover, the power of the origin is constant since it is also equal to the power of the origin with respect to  $C$ .

In the sequel,  $\mathcal{C}_P$  and  $\mathcal{C}_Q$  will be identified and denoted  $\mathcal{C}$ .

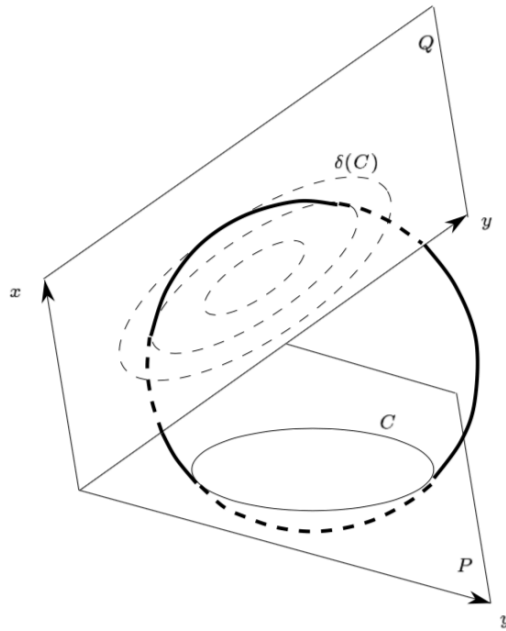


Figure 4: Case of two planes

Suppose now that  $abcd$  is a Delaunay tetrahedron. Two cases may occur : three of the vertices are in the same plane and one in the other, or there are two vertices in each plane.

In the first case, let  $a, b$  and  $c$  be the vertices in  $\mathcal{S}_P$  and  $d$  be the fourth vertex in  $\mathcal{S}_Q$ . The intersection of  $P$  with the sphere circumscribing  $abcd$  is the circle circumscribing  $abc$  represented in  $\mathcal{C}$  by a vertex  $v$  of  $U_{\mathcal{S}_P}$ . The intersection of the sphere with  $Q$  is represented in  $\mathcal{C}$  by a point that must lie on the line parallel to the  $y$ -axis and passing through  $v$ . From Section 2.2, we know that this line hits  $U_{\mathcal{S}_Q}$  in at most two points representing the possibly empty extremal circles of the corresponding pencil in  $Q$ . The (at most) two faces of  $U_{\mathcal{S}_Q}$  hit by the line



correspond to the two possible points  $d$ .

In the second case, let  $a, b \in \mathcal{S}_P$  and  $c, d \in \mathcal{S}_Q$ . For a similar reason, the circles which are the intersection of the sphere with  $P$  and  $Q$  lie on an edge of  $U_{\mathcal{S}_P}$  and on an edge of  $U_{\mathcal{S}_Q}$  respectively. These two points of  $\mathcal{C}$  are on the same line parallel to the  $y$ -axis.

Since all relevant lines are parallel to the  $y$ -axis, the problem can be studied in projection on a plane  $\Pi$  of  $\mathcal{C}$  perpendicular to the  $y$ -axis.

At this time, it is possible to describe the algorithm.  $U_{\mathcal{S}_P}$  is computed in the coordinate system described above and is projected onto  $\Pi$ . We distinguish the front projection  $U_{\mathcal{S}_P}^f$  i.e. the projection of the faces of  $U_{\mathcal{S}_P}$  visible from the point  $(0, +\infty, 0)$ ; and the back projection  $U_{\mathcal{S}_P}^b$  (as seen from  $(0, -\infty, 0)$ ).

We can now restate the above facts. For each vertex  $v$  of  $U_{\mathcal{S}_P}^f$  or  $U_{\mathcal{S}_P}^b$  (which corresponds to a Delaunay circle circumscribing some triangle  $abc$  in  $P$ ) there are (at most) two possible Delaunay tetrahedra. The two points of  $\mathcal{S}_Q$  to complete the triangle  $abc$  are represented in  $\Pi$  by the faces of  $U_{\mathcal{S}_Q}^f$  and  $U_{\mathcal{S}_Q}^b$  containing this vertex  $v$ . The previous discussion holds of course similarly for plane  $Q$ .

To each intersection of an edge  $e$  of  $U_{\mathcal{S}_P}^f$  or  $U_{\mathcal{S}_P}^b$  (representing an empty circle in  $P$  passing through points  $ab$ ) with an edge  $e'$  of  $U_{\mathcal{S}_Q}^f$  or  $U_{\mathcal{S}_Q}^b$  (representing an empty circle in  $Q$  passing through points  $cd$ ) corresponds the Delaunay tetrahedron  $abcd$ .

Thus the algorithm consists in superimposing the convex planar subdivisions and in constructing the four resulting subdivisions

- $U_{\mathcal{S}_P}^f$  and  $U_{\mathcal{S}_Q}^f$ ,
- $U_{\mathcal{S}_P}^b$  and  $U_{\mathcal{S}_Q}^f$ ,
- $U_{\mathcal{S}_P}^f$  and  $U_{\mathcal{S}_Q}^b$ ,
- $U_{\mathcal{S}_P}^b$  and  $U_{\mathcal{S}_Q}^b$ .

Each of these superimpositions corresponds to the triangulation of one of the four wedges defined by the two planes. These superimpositions can be computed in time  $O(n+t)$  where  $n$  is the number of points and  $t$  the number of tetrahedra if one uses the algorithm of Guibas and Seidel [16] based on the idea of a topological sweep. [17] This complexity is optimal with respect to both the input and the output sizes.

**Theorem 1.** *The three dimensional Delaunay triangulation of  $n$  points lying in 2 planes can be computed in  $O(t + n \log n)$  time and  $O(n)$  space where  $t$  is the size of the output.*

## 4 A second algorithm

We present in this section an intuitive way of generalizing the reconstruction algorithm [11] to the case of non parallel planes. We need first to introduce hyperbolic Voronoi diagrams.

## 4.1 Hyperbolic Voronoi diagrams

Let us give some hints about the hyperbolic metric (a good introduction can be found in Beardon's book [18]) : the most classical conformal models of this two dimensional non Euclidean space are the Poincaré upper half plane

$$\mathbb{P} = \{x + iy \in \mathbb{C} \mid y > 0\}$$

or the Poincaré disk as in Figure 8.

The geodesics, i.e. the hyperbolic lines, are the half-circles in  $\mathbb{P}$  centered on the *real axis* (the  $x$ -axis) (exceptionally the straight half-lines parallel to the  $y$ -axis). The bisector  $\delta$  of  $z$  and  $z'$  is the upper half of the circle  $\Delta$  centered on the real axis and belonging to the pencil with limiting points  $z$  and  $z'$  (See Figure 5).

The set of points at a given distance from a point  $z$ , that is the circle of center  $z$  in the hyperbolic sense, is a circle of the Euclidean pencil of circles defined by  $z$  as a limiting point and the real axis as radical axis. A concentric pencil of circles with center  $z$ , in the hyperbolic sense, is thus the Euclidean pencil of circles defined by  $z$  as a limiting point and the real axis as radical axis. This implies that the nearest neighbor of  $z$  among a set of sites  $\mathcal{S}$  in  $\mathbb{P}$  is the point of  $\mathcal{S}$  lying on the maximal empty circle of this pencil of circles defined by  $z$ .

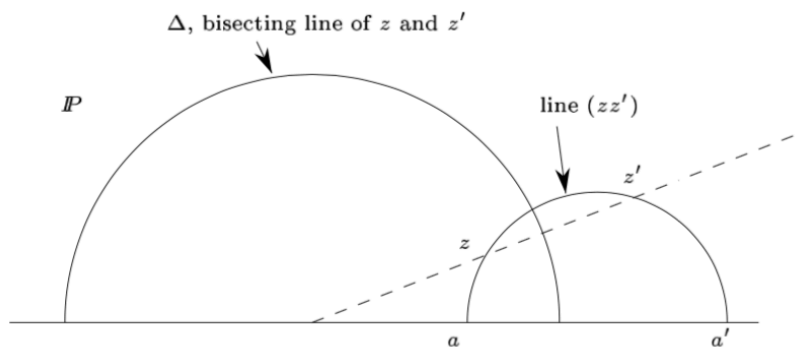


Figure 5: Hyperbolic lines.

One can define in the usual way the hyperbolic Voronoi diagram of a finite set  $\mathcal{S}$  of sites in  $\mathbb{P}$ . The cell of  $z \in \mathcal{S}$  is the set of points nearer (in the hyperbolic sense) to  $z$  than to any other point in  $\mathcal{S}$ . This is a (hyperbolically) convex

subset of  $\mathbb{P}$  limited by arcs of bisectors. The vertices are the centers (in the hyperbolic sense) of circles passing through three sites of  $\mathcal{S}$ , and with empty interiors: these circles are ordinary Delaunay circles of  $\mathcal{S}$ . Notice that, for clarity, we restrict here our study to Delaunay circles entirely drawn inside  $\mathbb{P}$ , that is circles not intersecting  $l$ . Circles intersecting  $l$  can also be taken into account if the hyperbolic Voronoi diagrams are properly extended. [19] Thus, apart from this restriction, the hyperbolic Voronoi diagram has the same topology as the Euclidean one, and it can be deduced from the Euclidean one by replacing the Euclidean centers of the empty circles by the hyperbolic ones, and replacing the line segments joining two vertices by hyperbolic line segments (i.e. arcs of circles).

The hyperbolic Voronoi diagram can also be obtained from  $U_{\mathcal{S}_P}$  as follows. The nearest neighbor of  $z$  is given by intersecting the convex  $U_{\mathcal{S}_P}$  with the line of  $\mathcal{C}$  representing the circles centered at  $z$  (in the hyperbolic sense). All such lines, for all  $z \in \mathbb{P}$ , have the same direction  $\Delta$  parallel to  $Oy$ , since they are associated to pencils with the same radical axis. Thus, if we project  $U_{\mathcal{S}_P}$  along the direction of  $\Delta$  onto the paraboloid  $\Pi$ , and then orthogonally onto  $\mathbb{P}$ , we obtain the hyperbolic Voronoi diagram of  $\mathcal{S}$ : in fact, the projection (parallel to  $\Delta$ ) of an edge of  $U_{\mathcal{S}_P}$  onto  $\Pi$  is the set of point-spheres equidistant (in the hyperbolic sense) from two sites of  $\mathcal{S}$ . This gives a correspondence between the Euclidean and the hyperbolic Voronoi diagrams.

An example of such a diagram on five points is given in Figure 6. Another example of hyperbolic Voronoi diagram in the model of the Poincaré disk is drawn in Figure 8.

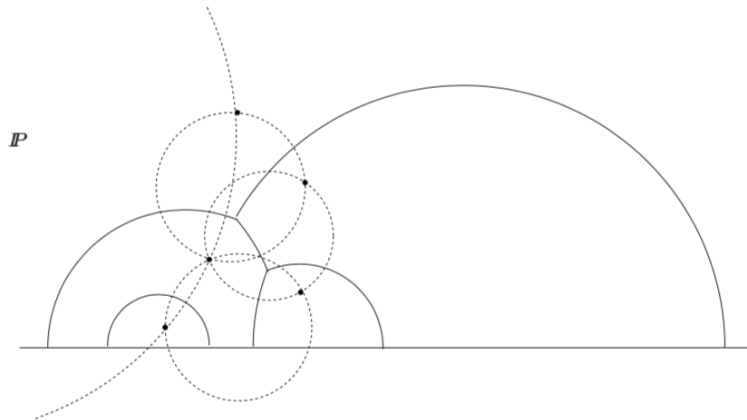


Figure 6: A Voronoi diagram in the hyperbolic Poincaré half plane

## 4.2 The algorithm

Let us use the notations defined in the preceding section and Figure 4. Suppose that  $abcd$  is a Delaunay tetrahedron, and that  $a, b, c$  lie in  $P$ . As previously noticed, the set  $S$  of spheres intersecting  $P$  along the circle  $abc$  intersects  $Q$  in a pencil of circles, denoted  $C$ , with radical axis  $l$ .

For clarity, we restrict our study to the case where the circle  $abc$  does not intersect  $l$ . Then  $C$  has two limiting points  $t$  and  $t'$  (see Figure 7), which are determined by the two spheres  $s$  and  $s'$  of the pencil that are tangent to  $Q$ . When we let a sphere of this pencil grow up starting from  $s$  (resp.  $s'$ ), this

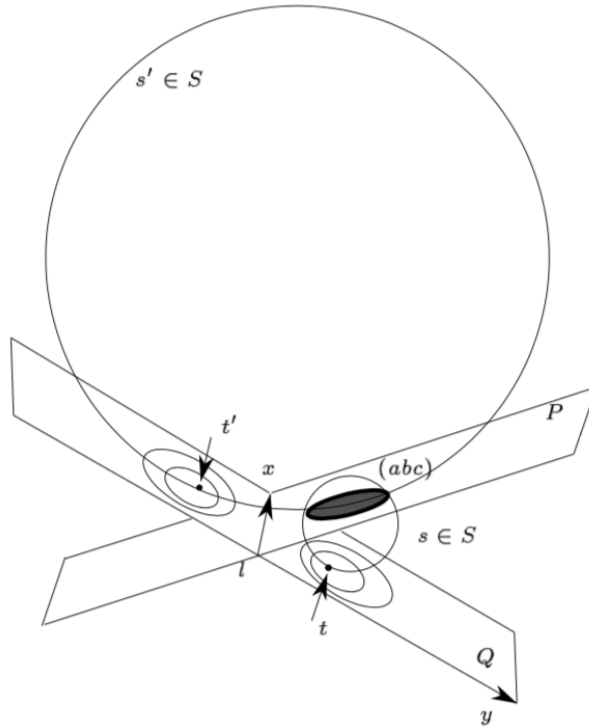


Figure 7: The pencil of circles  $C$  in  $Q$

sphere will remain empty until it hits a first point  $d$  (resp.  $d'$ ) of  $\mathcal{S}_Q$ . Another way of looking for  $d$  is the following: when  $a, b, c$  are known,  $t$  can be easily obtained from the circle  $abc$  by writing that the power of  $O \in l$  with respect to  $s$  is also equal to the power of  $O$  with respect to the circle  $(abc)$  in  $P$  or

the power of  $O$  with respect to the circle  $\{t\}$  in  $Q$ . As  $d$  is given by the largest empty circle of  $C$  containing  $t$ ,  $d$  is the point of  $\mathcal{S}_Q$  which is “closest” to  $t$  in some sense. In fact,  $d$  is exactly the nearest neighbor of  $t$  for the hyperbolic distance, and thus it can be found by locating  $t$  in the hyperbolic Voronoi diagram of  $\mathcal{S}_Q$ . Moreover, when  $P$  is rotated onto  $Q$  around  $l$ ,  $t$  is nothing else than the hyperbolic circumcenter of  $abc$ .

It follows that the Delaunay tetrahedra whose circumscribing spheres do not intersect  $l$  can be found by superimposing the hyperbolic Voronoi diagrams of  $\mathcal{S}_P$  and  $\mathcal{S}_Q$ .

By enlarging the previous discussion to tetrahedra whose circumscribing spheres intersect  $l$ , we can also compute these tetrahedra by superimposing extended hyperbolic Voronoi diagrams. [19]

This is the exact analogue of Boissonnat’s paper, [11] the hyperbolic metric being replaced by the Euclidean one when  $P$  and  $Q$  are parallel. Computing  $U_{\mathcal{S}_P}^t$  (and similarly for the other subdivisions defined in Section 3) is in fact equivalent to computing the hyperbolic Voronoi diagram of the sites in one of the half-planes of  $P$  limited by  $l$ . When  $P$  is parallel to  $Q$  the discussion can be easily adapted : pencils of circles are now concentric pencils and only one “wedge” remains relevant (the slice between  $P$  and  $Q$ ).

## 5 Conclusion

We have shown here that the Delaunay triangulation of points lying in two planes can be computed in  $O(n \log n + t)$  time, which is optimal with respect to the input and the output sizes.

This result is a further step (after the case of two parallel planes [11]) towards the efficient construction of the Delaunay triangulation in an output sensitive fashion in 3-dimensional space.

A natural application of this result is in computerized tomography, where 3D objects must be reconstructed from a series of cross-sections. The Delaunay triangulation has been shown to be a useful tool in that context but, at present, only parallel cross-sections have been considered. This is sufficient for X-ray scanners but not for other kinds of sensors (most notably ultrasonic sensors). This paper allows us to reconstruct 3D objects from non parallel cross-sections.

We let as an open question whether the same bounds can be obtained if the number of planes is greater than 2; and we recall the main (and probably difficult) unsolved question in that area: *is  $O(n \log n + t)$  an upper bound for constructing the Delaunay triangulation of  $n$  points in  $d$ -dimensional space if the triangulation consists of  $t$  tetrahedra ?*

## Acknowledgments

We would like to thank Jean-Pierre Merlet for supplying us with his interactive drawing preparation system  $\mathbb{J}draw$ .

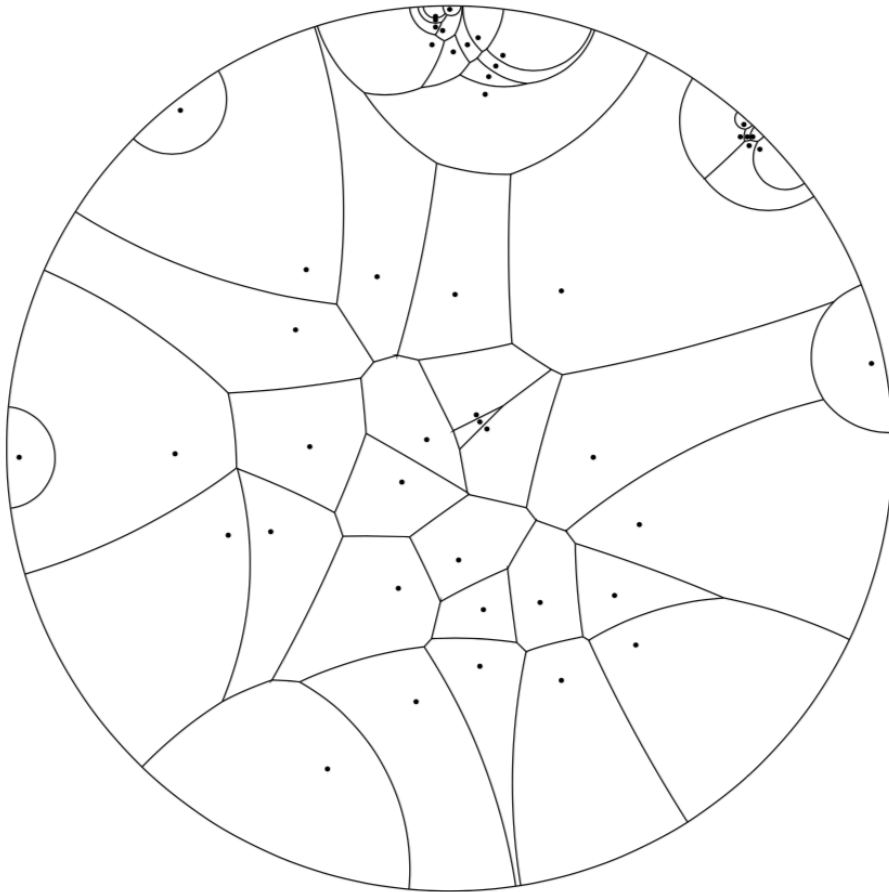


Figure 8: A Voronoi diagram in the hyperbolic Poincaré disk

## References

- [1] F. P. Preparata and M. I. Shamos. *Computational Geometry: an Introduction*. Springer-Verlag, New York, NY, 1985.
- [2] H. Edelsbrunner. *Algorithms in Combinatorial Geometry*, volume 10 of *EATCS Monographs on Theoretical Computer Science*. Springer-Verlag, Heidelberg, West Germany, 1987.
- [3] F. Aurenhammer. Voronoi diagrams: a survey of a fundamental geometric data structure. *ACM Comput. Surv.*, 23:345–405, 1991.
- [4] R. Seidel. Constructing higher-dimensional convex hulls at logarithmic cost per face. In *Proc. 18th Annu. ACM Sympos. Theory Comput.*, pages 404–413, 1986.
- [5] J. Matoušek and O. Schwarzkopf. Linear optimization queries. In *Proc. 8th Annu. ACM Sympos. Comput. Geom.*, pages 16–25, 1992.
- [6] K. L. Clarkson and P. W. Shor. Applications of random sampling in computational geometry, II. *Discrete Comput. Geom.*, 4:387–421, 1989.
- [7] J.-D. Boissonnat, O. Devillers, R. Schott, M. Teillaud, and M. Yvinec. Applications of random sampling to on-line algorithms in computational geometry. *Discrete Comput. Geom.*, 8:51–71, 1992.
- [8] J.-D. Boissonnat, A. Cérézo, O. Devillers, and M. Teillaud. Output-sensitive construction of the 3-d Delaunay triangulation of constrained sets of points. In *Proc. 3rd Canad. Conf. Comput. Geom.*, pages 110–113, 1991.
- [9] H. Bruggesser and P. Mani. Shellable decompositions of cells and spheres. *Math. Scand.*, 29:197–205, 1971.
- [10] J.-D. Boissonnat, A. Cérézo, O. Devillers, and M. Teillaud. manuscript.
- [11] J.-D. Boissonnat. Shape reconstruction from planar cross-sections. *Comput. Vision Graph. Image Process.*, 44(1):1–29, October 1988.
- [12] F. Aurenhammer. Power diagrams: properties, algorithms and applications. *SIAM J. Comput.*, 16:78–96, 1987.
- [13] H. S. M. Coxeter. *Introduction to Geometry*. Wiley, New York, NY, 1961.
- [14] D. Pedoe. *Geometry, a comprehensive course*. Dover Publications, New York, 1970.
- [15] O. Devillers, S. Meiser, and M. Teillaud. The space of spheres, a geometric tool to unify duality results on Voronoi diagrams. In *Proc. 4th Canad. Conf. Comput. Geom.*, pages 263–268, 1992.
- [16] L. J. Guibas and R. Seidel. Computing convolutions by reciprocal search. *Discrete Comput. Geom.*, 2:175–193, 1987.

- [17] H. Edelsbrunner and L. J. Guibas. Topologically sweeping an arrangement. *J. Comput. Syst. Sci.*, 38:165–194, 1989. Corrigendum in 42 (1991), 249–251.
- [18] A. F. Beardon. *The Geometry of Discrete Groups*. Graduate Texts in Mathematics. Springer-Verlag, 1983.
- [19] A. Cérézo. Le plan hyperbolique à pied, puis un bond dans l'espace. Publication pédagogique 10, Dept. Math., Nice Univ., France, 1991.