



HAL
open science

Timestepping schemes for nonsmooth dynamics based on discontinuous Galerkin methods: Definition and outlook

Thorsten Schindler, Vincent Acary

► To cite this version:

Thorsten Schindler, Vincent Acary. Timestepping schemes for nonsmooth dynamics based on discontinuous Galerkin methods: Definition and outlook. *Mathematics and Computers in Simulation*, 2014, 95, pp.180-199. 10.1016/j.matcom.2012.04.012 . hal-00762850

HAL Id: hal-00762850

<https://inria.hal.science/hal-00762850v1>

Submitted on 28 Oct 2017

HAL is a multi-disciplinary open access archive for the deposit and dissemination of scientific research documents, whether they are published or not. The documents may come from teaching and research institutions in France or abroad, or from public or private research centers.

L'archive ouverte pluridisciplinaire **HAL**, est destinée au dépôt et à la diffusion de documents scientifiques de niveau recherche, publiés ou non, émanant des établissements d'enseignement et de recherche français ou étrangers, des laboratoires publics ou privés.

Timestepping schemes for nonsmooth dynamics based on discontinuous Galerkin methods: Definition and outlook

Thorsten Schindler^{a,*}, Vincent Acary^b

^a *Technische Universität München, Boltzmannstraße 15, 85748 Garching, Germany*

^b *INRIA 655 avenue de l'Europe, Montbonnot, 38334 Saint Ismier Cedex, France*

The contribution deals with timestepping schemes for nonsmooth dynamical systems. Traditionally, these schemes are locally of integration order one, both in non-impulsive and impulsive periods. This is inefficient for applications with infinitely many events but large non-impulsive phases like circuit breakers, valve trains or slider-crank mechanisms. To improve the behaviour during non-impulsive episodes, we start activities twofold. First, we include the classic schemes in time discontinuous Galerkin methods. Second, we split non-impulsive and impulsive force propagation. The correct mathematical setting is established with mollifier functions, Clenshaw–Curtis quadrature rules and an appropriate impact representation. The result is a Petrov–Galerkin distributional differential inclusion. It defines two Runge–Kutta collocation families and enables higher integration order during non-impulsive transition phases. As the framework contains the classic Moreau–Jean timestepping schemes for constant ansatz and test functions on velocity level, it can be considered as a consistent enhancement. An experimental convergence analysis with the bouncing ball example illustrates the capabilities.

Keywords: Timestepping scheme; High order; Nonsmooth dynamics; Time discontinuous Galerkin methods; Impact

Notation

The following notation is used throughout the paper. Let I denote a real time interval. A function $f : I \rightarrow \mathbb{R}^n$ is said to be of class $\mathcal{C}^p(I; \mathbb{R}^n)$ if it is continuously differentiable up to the order p . The set of functions $f : I \rightarrow \mathbb{R}^n$ that are absolutely continuous on I is denoted by $\mathcal{W}^{1,1}(I; \mathbb{R}^n)$. The set of functions $f : I \rightarrow \mathbb{R}^n$ that are locally Lebesgue integrable on I is referred to as $L^1_{\text{loc}}(I; \mathbb{R}^n)$. The set of functions $f : I \rightarrow \mathbb{R}^n$ of bounded variations (BV) is represented by $\mathcal{BV}(I; \mathbb{R}^n)$. For $f \in \mathcal{BV}(I; \mathbb{R}^n)$, the right-limit function is given by $f^+(t) = \lim_{s \rightarrow t, s > t} f(s)$, and respectively the left-limit function by $f^-(t) = \lim_{s \rightarrow t, s < t} f(s)$. The jump of f at t is symbolized by $[[f(t)]] = f^+(t) - f^-(t)$. The set of functions $f : I \rightarrow \mathbb{R}^n$ of locally bounded variations (LBV) is expressed as $\mathcal{LBV}(I; \mathbb{R}^n)$. In all cases, we skip the image space if there is no ambiguity and we extend the domain if necessary.

* Corresponding author.

E-mail addresses: thorsten.schindler@mytum.de (T. Schindler), vincent.acary@inria.fr (V. Acary).

URLs: <http://www.amm.mw.tum.de/> (T. Schindler), <http://www.inrialpes.fr/bipop/> (V. Acary).

The set of measures on the interval I is represented by $\mathcal{M}(I)$. We associate with any function $f \in \mathcal{LBV}(I)$ a differential measure $df \in \mathcal{M}(I)$ [18]. The notation dt defines the Lebesgue measure on \mathbb{R} . The space of all real-valued, C^∞ -functions with compact support in I is denoted by $\mathcal{D}(I)$. The set of linear functionals that maps $\mathcal{D}(I)$ onto the set of real numbers defines the dual space $\mathcal{D}^*(I)$, which is called the space of distributions. For a distribution $d \in \mathcal{D}^*(I)$, it is conventional to write

$$d : \mathcal{D}(I) \rightarrow \mathbb{R}, \quad \varphi \mapsto \langle d, \varphi \rangle \quad (1)$$

where $\langle \cdot, \cdot \rangle$ is the primal-dual pairing and $\langle d, \cdot \rangle$ is the linear functional which defines d . For $f \in L^1_{\text{loc}}(I; \mathbb{R}^n)$ (respectively a measure $\mu \in \mathcal{M}(I)$), a corresponding distribution T_f (respectively T_μ) is associated such that

$$\langle T_f, \varphi \rangle = \int_I f \varphi dt \quad \left(\text{respectively } \langle T_\mu, \varphi \rangle = \int_I \varphi \mu \right). \quad (2)$$

One abuses notation by identifying T_f with f , i.e. $\langle f, \varphi \rangle = \langle T_f, \varphi \rangle$ (respectively T_μ with μ , $\langle \mu, \varphi \rangle = \langle T_\mu, \varphi \rangle$). The distributional derivative of a distribution d will be symbolized by Dd and is usually defined by

$$\langle Dd, \varphi \rangle := -\langle d, \dot{\varphi} \rangle, \quad \forall \varphi \in \mathcal{D}(I). \quad (3)$$

We denote by $0 =: t_0 < t_1 < \dots < t_k < \dots < t_N := T$ a finite partition (or a subdivision) of the time interval $[0, T]$ ($T > 0$). The integer N stands for the number of time intervals in the subdivision. The N sub-intervals $I_i := (t_{i-1}, t_i)$ are of length Δt_i and define the time-steps. The time step-size partition is referred to as $\mathcal{I} := \{I_1, \dots, I_N\}$. The set of piecewise continuously differentiable functions on this subdivision is given by $\mathcal{C}^p(\mathcal{I}; \mathbb{R}^n)$. The value of a real function $x(t)$ at the time t_k is approximated by x_k .

1. Point of departure

This article treats higher order timestepping schemes based on time discontinuous Galerkin methods in the context of nonsmooth dynamics. We give a short introduction of nonsmooth dynamical systems in mechanics, of classical time integration schemes and of present strategies to achieve higher integration order during non-impulsive episodes.

1.1. Nonsmooth dynamical systems

The *bouncing ball* (cf. Fig. 1) is a typical *nonsmooth dynamical system* in the field of mechanics [29,10,6,24,16,2,26]. Informally, we can envisage the physical evolution as follows. During a finite time interval $\emptyset \neq I := (0, T) \subset \mathbb{R}$, a ball with mass m falls from an initial position q_0 , given an initial velocity v_0 and some external *momentum flow* $f dt$. It hits the ground and lifts off again or stays calm depending on the resulting interaction di being partly elastic or plastic. If the impact events accumulate in finite-time, the first case is called a *Zeno phenomenon* if bouncing and free flight alternate infinitely often in I .

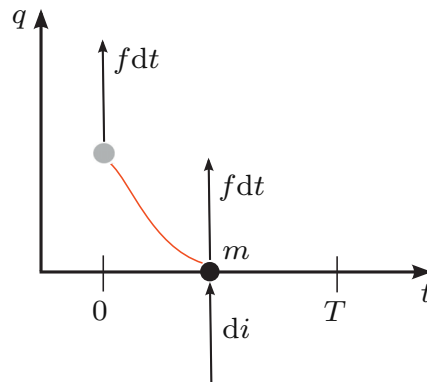


Fig. 1. Bouncing ball example.

The most important realisation is the occurrence of a *velocity jump* due to the *impact*. The function describing the *state* of position and velocity contains non-impulsive and impulsive propagation episodes. Using a description based on classical function derivatives, one has to distinguish these two ranges and gets the following structure:

$$q(0) := q_0 \in \mathbb{R}, \quad (4)$$

$$v(0) := v_0 \in \mathbb{R}, \quad (5)$$

$$\dot{q} = v \text{ a.e.}, \quad (6)$$

$$\dot{v} = m^{-1} f + m^{-1} r \text{ a.e.}, \quad (7)$$

$$v_j^+ = v_j^- + m^{-1} p_j. \quad (8)$$

Eq. (7) describes non-impulsive motion almost everywhere (a.e.) with the contact force r , whereas (8) defines impacts for countable time instances t_j . With appropriate mathematical objects, i.e. measures, it is possible to enter the *modern theory* of nonsmooth dynamical systems [25,19,17,4]. Problem 1.1 defines a consistent generalisation of the bouncing ball example, not distinguishing between non-impulsive and impulsive motion.

Problem 1.1 ((Measure differential inclusion)). Solve the initial value problem

$$dq = v dt, \quad (9)$$

$$dv = m^{-1} f dt + m^{-1} di \quad (10)$$

in terms of measures together with the initial conditions (4) and (5).

Problem 1.1 is based on the following assumptions which let us rediscover (4)–(8).

- $q \in \mathcal{W}^{1,1}(I)$ is the *absolutely continuous* position with the measure $dq = \dot{q} dt$ and the *weak* time derivative \dot{q} , i.e. the classical derivative almost everywhere according to Rademacher's theorem.
- $v \in \mathcal{LBV}(I)$ is the velocity of *locally bounded variation*. Omitting the Cantor part of the singular measure, one can split its associated measure $dv \in \mathcal{M}(I)$

$$dv := \gamma dt + \sum_j [[v_j]] \delta_{t_j} = \gamma dt + \sum_j (v_j^+ - v_j^-) \delta_{t_j} \quad (11)$$

in a locally integrable (non-impulsive) and atomic (impulsive) part with

$$\text{accelerations } \gamma \in L_{\text{loc}}^1(I), \quad (12)$$

$$\text{countable velocity jumps } v_j^\pm \in \mathbb{R} \text{ and Dirac measures } \delta_{t_j}. \quad (13)$$

- $0 < m^{-1} := m^{-1}(q) \in \mathcal{C}^0(\mathbb{R})$ is the inverse mass.
- $f := f(t, q, v) \in L_{\text{loc}}^1(I \times \mathbb{R} \times \mathbb{R}; \mathbb{R})$ is an external force.
- $i \in \mathcal{LBV}(I)$ is the interaction (impulse) of locally bounded variation. Omitting the Cantor part of the singular measure, one can split its associated measure

$$di := r dt + \sum_j p_j \delta_{t_j} \quad (14)$$

being part of

$$\text{contact relations } (q, v, r, t) \in \mathcal{N}_C, \quad (15)$$

$$\text{countable impact relations } (q_j, v_j, p_j, t_j) \in \mathcal{N}_I. \quad (16)$$

The inclusions (15) and (16) are formal ways to state contact relations or other nonsmooth laws. We can write the contact force $r := r(t, q, v) \in L_{\text{loc}}^1(I \times \mathbb{R} \times \mathbb{R}; \mathbb{R})$ as a locally integrable function. In practice, this might not always be obvious. If the contact relation is *single-valued*, the contact force is a (compliant) function of position q , velocity v and time t . However, if the contact relation is *set-valued*, one has to solve nonlinear/nonsmooth relations to gain r .

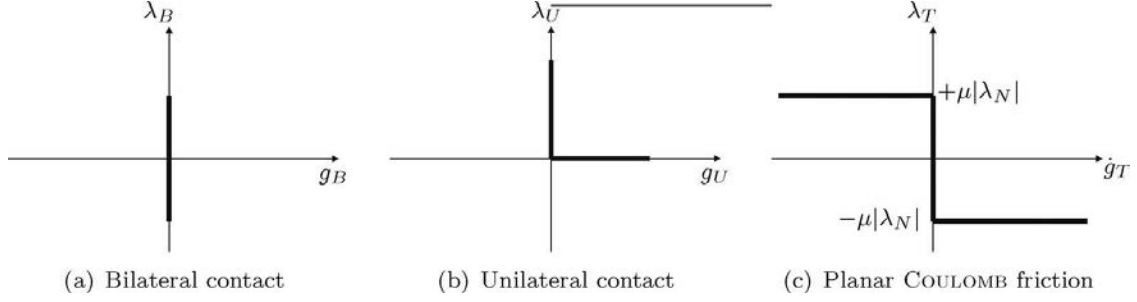


Fig. 2. Force laws for bilateral and unilateral contacts as well as planar COULOMB friction.

Illustrations of implicit definitions of set-valued contact laws which fit into (15) and (16) are given in Remark 1.2. For more details, we refer to [10,2].

Remark 1.2 ((Set-valued contact laws)). Set-valued contact relations may be bilateral, unilateral or may describe a dry friction behaviour (cf. Fig. 2). With a sufficiently smooth local gap function $g_B(q, t) \in \mathbb{R}$, a bilateral contact (or a bilateral constraint, or a perfect ideal joint) $g_B(q, t) = 0$ enforces physically a joint. The global contact force $r = W(q, t)\lambda_B$ is just a transformation of the local contact force λ_B with $W(q, t) = \nabla_q g_B(q, t)$. Altogether, the set \mathcal{N}_C in (15) can be defined as

$$\mathcal{N}_C(q, v, r, t) = \left\{ \begin{array}{l} g_B(q, t) = 0, \lambda_B \in \mathbb{R}, \\ r = W(q, t)\lambda_B, \\ \dot{g}_B(q, v, t) = W^T(q, t)v + \partial_t g_B(q, t) = 0 \end{array} \right\}. \quad (17)$$

Similarly, a unilateral contact with local gap function $g_U(q, t) \in \mathbb{R}$ is represented by *Signorini-Fichera*-conditions

$$0 \leq g_U \perp \lambda_U \geq 0. \quad (18)$$

The symbol \perp implies complementarity, i.e. $g_U \lambda_U = 0$. The set \mathcal{N}_C in (15) can be defined as

$$\mathcal{N}_C(q, v, r, t) = \left\{ \begin{array}{l} 0 \leq g_U(q, t) \perp \lambda_U \geq 0, \\ r = W(q, t)\lambda_U, \\ \dot{g}_U^+(q, v, t) = W^T(q, t)v^+ + \partial_t g_U(q, t) \geq 0 \end{array} \right\}. \quad (19)$$

The last equation in the definition of \mathcal{N}_C in (19) implies that the velocity has to jump if $W^T(q, t)v^- + \partial_t g_U(q, t) < 0$. This results in the introduction of an impact law. For instance, the Newton impact law with a coefficient of restitution $\epsilon_N \in [0, 1]$ yields the following definition of the set \mathcal{N}_I

$$\mathcal{N}_I(q_j, t_j, p_j, v_j) = \left\{ \begin{array}{l} 0 \leq g_U^+(q_j, t_j) + \epsilon_N g_U^-(q_j, t_j) \perp \Lambda_U \geq 0, \\ p_j = W(q_j, t_j)\Lambda_U, \\ \dot{g}_U^\pm(q_j, v_j, t_j) = W^T(q_j, t_j)v_j^\pm + \partial_t g_U(q_j, t_j) \geq 0 \end{array} \right\}. \quad (20)$$

For establishing Coulomb's law of dry friction, local contact forces are split in a component λ_N normal to the contact tangent plane and in a tangential component λ_T in the tangent plane. In non-degenerate cases, Coulomb's friction law is given as follows:

$$\begin{aligned} \dot{g}_T = 0 &\Rightarrow \|\lambda_T\| \leq \mu|\lambda_N|, \\ \dot{g}_T \neq 0 &\Rightarrow \lambda_T = -\frac{\dot{g}_T}{\|\dot{g}_T\|} \mu|\lambda_N| \end{aligned} \quad (21)$$

where $\mu > 0$ is the coefficient of friction and $\dot{g}_T(q, v, t)$ is the local tangent velocity. The set \mathcal{N}_C can similarly be defined as in (19).

Interactions may be the root of impulsive behaviour. When a unilateral contact relation closes at time t_j , it has to be evaluated as impact relation to ensure the validity of the constraints after impact time. At this moment, all closed set-valued contact relations are influenced. Hence, also the bilateral and frictional relations have to be considered as impact relations.

Problem 1.1 is a *measure differential inclusion* (MDI). It uses a weak description of time derivatives in terms of measures. As in the modern theory of partial differential equations (PDE), Problem 1.1 can directly be interpreted in the sense of distributions. We will see that this concept is even more general and that it offers the connection to Galerkin schemes known from the numerical treatment of PDEs. To this end, one achieves the following problem.

Problem 1.3 ((Distribution differential inclusion)). Solve

$$\langle \dot{q}, \varphi_q \rangle = \langle v, \varphi_q \rangle, \quad \forall \varphi_q \in \mathcal{D}(I), \quad (22)$$

$$\langle Dv, \varphi_v \rangle = \langle m^{-1}f, \varphi_v \rangle + \langle m^{-1}di, \varphi_v \rangle, \quad \forall \varphi_v \in \mathcal{D}(I) \quad (23)$$

together with the initial conditions (4) and (5).

We need some explanations, which also deepen the relation between (4)–(8), Problem 1.1 and Problem 1.3. The measure Eq. (9) is defined by

$$\int \dot{q} \varphi_q dt = \int v \varphi_q dt \quad (24)$$

being valid for all φ_q such that the integrals make sense. In particular, Eq. (24) holds for all $\varphi_q \in \mathcal{D}(I)$. Hence, \dot{q} (and respectively v) can be identified with its distribution $T_{\dot{q}}$ (resp. T_v) or with the linear functional $\langle \dot{q}, \cdot \rangle = \int \dot{q} \cdot dt$ (resp. $\langle v, \cdot \rangle = \int v \cdot dt$). One interprets the constructors \dot{q} and v as elements of $\mathcal{D}^*(I)$ and writes (22) instead of (24).

Whereas for q there exists a weak time derivative \dot{q} , the derivative Dv of v exists at least in a distributional sense. If v were absolutely continuous, the distributional derivative definition (3) would exactly characterise the integration by parts formula

$$\int \dot{v} \varphi_v dt := - \int v \dot{\varphi}_v dt, \quad \forall \varphi_v \in \mathcal{D}(I). \quad (25)$$

Thereby, we have to take our interpretation of absolutely continuous functions as elements of $\mathcal{D}^*(I)$ into consideration. Whereas a distributional derivative always exists, additional smoothness properties have to be checked afterwards. Then, a distributional derivative might be e.g. a weak derivative for absolutely continuous functions interpreted as elements of $\mathcal{D}^*(I)$ or even a classical derivative of differentiable functions interpreted as elements of $\mathcal{D}^*(I)$. In fact, the distributional derivative Dv of v , which is assumed to be a LBV function, is the differential measure dv and accordingly it has specific 'smoothness' properties, which are obviously not as strong as those of \dot{q} . To enforce the notation of derivatives, we continue using the more general description Dv instead of dv . Finally in Problem 1.3, the involved distributions are on the one hand constructed by locally integrable functions $L^1_{\text{loc}}(I)$ and on the other hand by measures $\mathcal{M}(I)$ in the way which we already described in the Notation (see (2)).

In this sense, $L^1_{\text{loc}}(I)$ and $\mathcal{M}(I)$ can be identified with subspaces of $\mathcal{D}^*(I)$. Actually, elements of these subspaces map functions to \mathbb{R} which are not elements of $\mathcal{D}(I)$. The test functions φ_q and φ_v do not have to be elements of $\mathcal{D}(I)$ or even of \mathcal{C}^∞ ; only the occurring linear functionals have to be consistently defined for a suitable smoothness of φ_q and φ_v . For the position, the test functions φ_q do not need to be continuous because each element of $L^1_{\text{loc}}(I)$ naturally defines a measure as a density function with respect to the Lebesgue measure. Finite evaluations of the primal-dual pairings are not a problem in practice for position test functions. For the velocity, at least function evaluations of φ_v are necessary such that elements of $\mathcal{M}(I)$ can be consistently applied:

$$\sum_j [[v_j]] \varphi_v(t_j) = \sum_j m_j^{-1} p_j \varphi_v(t_j). \quad (26)$$

Hence, the test functions for the velocity φ_v must be continuous at the impact times.

1.2. Integration methods

Timestepping schemes next to event-driven schemes are well-known possibilities to integrate nonsmooth dynamical systems [2].

1.2.1. Classical timestepping schemes

Classical timestepping schemes, also called event-capturing schemes, discretize the equations of motion in Problem 1.1 including the constraints (15), (16) with integration order one and without resorting to an accurate event detection procedure. As the time step-size is never adapted, a large number of constraint transitions can be handled with increased computational efficiency when the influence of particular events is not as important as the mean.

Algorithm 1.4. Classic Moreau–Jean timestepping scheme [20,13]

INPUT time interval partition \mathcal{I} , inverse mass m^{-1} , external forces f , impact set \mathcal{N}_I , initial position q_0 , initial velocity v_0 , parameter θ
 $i \leftarrow 1$ INITIALIZE LOOP VARIABLE
 WHILE $i \leq N$

- solve

$$\left\{ \begin{array}{l} q_i = q_{i-1} + \Delta t_i [(1 - \theta)v_{i-1} + \theta v_i] \\ v_i = v_{i-1} + \Delta t_i [(1 - \theta)m_{i-1}^{-1} f_{i-1} + \theta m_i^{-1} f_i] + m_i^{-1} \Delta i_i \\ \text{with } (q_i, v_i, \Delta i_i, t_i) \in \mathcal{N}_I \end{array} \right\}$$

- $i \leftarrow i + 1$

Algorithm 1.4 is a representative timestepping scheme. It defines numerical approximations $q_i \approx q(t_i)$, $v_i \approx v(t_i)$, $m_i^{-1} \approx m^{-1}(q_i)$, $f_i \approx f(t_i, q_i, v_i)$, $\Delta i_i \approx di([t_{i-1}, t_i])$ and does not distinguish between contacts and impacts (cf. Remark 2.4) being evaluated on velocity level. A question of ongoing research is the *solution of the nonlinear expressions* forming the kernel of the algorithm. Note that another class of classical timestepping schemes exists which will not be discussed here. Details on these developments can be found in [22,23,21]

1.2.2. Event-driven schemes

Event-driven schemes, also known as event-tracking schemes, resolve the exact constraint transition times of Problem 1.1. Between the events, the motion of the system is computed by a classical integration method for *differential algebraic equations* (DAE). This is very accurate but the detection of events can be time consuming and is not possible for Zeno phenomena: the schemes become inconsistent. Moreover, event-driven schemes require the definition of small threshold parameters which depend strongly on the problem formulation. In practise, these thresholds are very difficult to tune in a robust way. Though if an underlying mathematical model exhibits only sparse events (large density of events or even finite accumulations of events are forbidden), event-driven schemes are most of the time our methods of choice.

1.2.3. Higher order timestepping approaches

We can find two different approaches for achieving consistent higher order timestepping schemes in the literature, which can also deal with finite accumulation of impacts, or large density of impacts with respect to the time-scale of study: augmented timestepping schemes and mixed timestepping schemes.

Augmented timestepping schemes [27,12]. Augmented timestepping schemes are extensions of classical timestepping schemes, e.g. of Moreau–Jean type [20,13]. If there is no velocity jump during an integration step, one uses classical *augmentation* strategies [7,11]:

- *Extrapolation* techniques emanating from the basic classical timestepping scheme increase the integration order.
- *Time step-size adaptation* according to Richardson or using embedding methods permit automatic time step-size changes.

Often, the order extrapolation leads to instabilities with closed unilateral constraints because of *chattering* in the classical Aitken-Neville scheme or because of missing *splitting* between non-impulsive and impulsive force propagation. Further, order extrapolation cannot conceptually be scheduled in parallel. These items have led to the utilisation of methods with fixed integration order even in the non-impulsive phases. However, the main problem is to find a consistent treatment of impulsive episodes. This is usually done by *heuristics*: one uses the classical timestepping scheme and one has to decide about time step-size *adaptation*.

Mixed timestepping schemes [1,8]. Mixed timestepping schemes combine DAE methods for non-impulsive episodes with classical timestepping schemes for impulsive phases without resolving the exact constraint transition times. They benefit from the classical theory in non-impulsive segments exactly as augmented timestepping schemes. They are also seriously affected by appropriate time step-size *adaptation* for impulsive episodes.

Step-size adaptation. Both augmented and mixed procedures suffer mainly from lacking appropriate time step-size adaptation strategies in impulsive periods. Usually, one starts from the classical approach based on control theory [7,11] and uses additional *heuristics* respecting the idea behind timestepping schemes:

- Anticipating gap-estimations [12,8] or retrospective time step bisection [27], [1, for mixed timestepping] ensure *sufficiently exact detection* of possible velocity jumps.
- *Time step-size switching* $\Delta t_{\text{impulsive}} = \mathcal{O}(\Delta t_{\text{smooth}}^{p+1})$ couples non-impulsive and impulsive regions using the integration order p of the non-impulsive propagation [27], [1, for mixed timestepping].
- Error estimation is based on *not adapted* [12] or *adapted* [1, for classical timestepping] *Richardson strategies* with some additional heuristics, i.e.
 - *exclusion of the possibly jumping velocities* in the error estimation [12], [1, for classical timestepping],
 - discussion of *appropriate norms* [1, for classical timestepping],
 - preferable interval-by-interval *separation* of possible velocity jumps [12,1],
 - dependence on *penetration* for closed contacts [1, for classical timestepping].

Mainly because of missing smoothness, it is very difficult to derive an appropriate time step-size adaptation respecting the tolerance demands. All mentioned items, i.e. *event prediction*, *norm selection*, *error estimation* and *time step-size selection*, have not been solved satisfactory for impulsive transitions yet. We will have to struggle with exactly the same setting when we prepare timestepping schemes based on time discontinuous Galerkin methods to industrial problems regarding efficiency.

2. Time discontinuous Galerkin methods

To consistently improve the behaviour during smooth episodes, we embed the classical timestepping schemes in *time discontinuous Galerkin (TDG) methods*. Our article follows [15], which is considered to be the first contribution. Also [14,9,5,3] have motivated our approach.

We start from Problem 1.3 and would like to define proper *test functions* and a finite dimensional basis for the discrete solution. We assume:

- test functions might have jumps across the intervals,
- test functions are continuous inside the intervals.

The first assumption leads to the expression of discontinuous Galerkin methods. The second claim states that there is not an instantaneous influence of the analytic nonsmooth dynamics on the numerical solution in-between an interval: the exact time of discontinuity is not resolved.

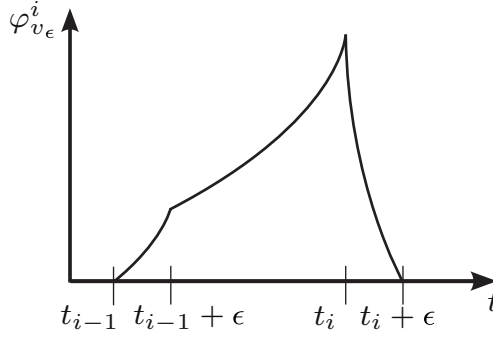


Fig. 3. Characteristic mollifier.

2.1. Evaluations with discontinuous test functions

It is not clear how to reinterpret (26) if we are using discontinuous test functions and their discontinuities coincide with those of the function of bounded variations v . Depending on the usage of appropriate *mollifiers*, i.e. *smooth cutoff functions*, we define the distributional derivative of a functional $v \in \mathcal{C}^1(\mathcal{I})$ applied to discontinuous functions $\varphi_v \in \mathcal{C}^1(\mathcal{I})$ [3]. Let $\epsilon > 0$ and i an arbitrary index. E.g. with

$$\chi_\epsilon^{i-} : \mathbb{R} \rightarrow \mathbb{R}, \quad t \mapsto \chi_\epsilon^{i-}(t) := \begin{cases} (t - t_{i-1})/\epsilon & \text{for } t_{i-1} \leq t < t_{i-1} + \epsilon \\ 1 & \text{for } t_{i-1} + \epsilon \leq t < t_i \\ 1 + (t_i - t)/\epsilon & \text{for } t_i \leq t < t_i + \epsilon \\ 0 & \text{elsewhere} \end{cases}, \quad (27)$$

we gain an absolutely continuous characteristic mollifier (cf. Fig. 3)

$$\varphi_{v_\epsilon}^{i-} : \mathbb{R} \rightarrow \mathbb{R}, \quad t \mapsto \varphi_{v_\epsilon}^{i-}(t) := \varphi_v(t) \chi_\epsilon^{i-}(t) \quad (28)$$

of φ_v with support in $(t_{i-1}, t_i + \epsilon)$. The integration by parts formula yields

$$\begin{aligned} \int D^- v \varphi_{v_\epsilon}^{i-} dt &:= - \int_{t_{i-1}}^{t_{i-1} + \epsilon} v \dot{\varphi}_{v_\epsilon}^{i-} dt - \int_{t_{i-1} + \epsilon}^{t_i} v \dot{\varphi}_{v_\epsilon}^{i-} dt - \int_{t_i}^{t_i + \epsilon} v \dot{\varphi}_{v_\epsilon}^{i-} dt \\ &= [[v_i]] \varphi_{v_\epsilon}^{i-}(t_i) + \int_{t_{i-1}}^{t_i} \dot{v} \varphi_{v_\epsilon}^{i-} dt + \int_{t_i}^{t_i + \epsilon} \dot{v} \varphi_{v_\epsilon}^{i-} dt \end{aligned} \quad (29)$$

because of the continuity of $\varphi_{v_\epsilon}^{i-}$ in $t_{i-1} + \epsilon$ and t_i . In the limit $\epsilon \rightarrow 0$, we use $\chi_\epsilon^{i-}(t_i) = 1$ and the theorem of Lebesgue to achieve

$$\lim_{\epsilon \rightarrow 0} \int D^- v \varphi_{v_\epsilon}^{i-} dt = [[v_i]] \varphi_v(t_i^-) + \int_{t_{i-1}}^{t_i} \dot{v} \varphi_v dt. \quad (30)$$

Hence, we define with a *partition of unity* ansatz

$$\langle D^- v, \varphi_v \rangle := \sum_i [[v_i]] \varphi_v(t_i^-) + \sum_i \int_{t_{i-1}}^{t_i} \dot{v} \varphi_v dt. \quad (31)$$

This expression focuses on discontinuities at the right border t_i of I_i . Alternatively incorporating the left border t_{i-1} of I_i with a similar mollifier χ_ϵ^{i+} ,

$$\langle D^+ v, \varphi_v \rangle := \sum_i [[v_{i-1}]] \varphi_v(t_{i-1}^+) + \sum_i \int_{t_{i-1}}^{t_i} \dot{v} \varphi_v dt \quad (32)$$

is also a consistent definition. The discontinuity evaluations also could have been totally omitted, which is physically not satisfactory. Further, both the left and the right border of I_i could have been considered. This would result in two

term recursions, i.e. *multi-step methods*, because of the three intervals I_{i-1} , I_i and I_{i+1} play a role in. The choice of the mollifier is crucial and might change both physics and numerical behaviour.

We use the expression di^\pm instead of di for the interaction measure.

2.2. Timestepping schemes based on time discontinuous Galerkin methods

We demonstrate the numerical approximation of Problem 1.1 with time discontinuous Galerkin methods and discuss its properties.

2.2.1. Definition of the Galerkin approximation

Let $\Phi_q^h, \Phi_v^h \subset C^0(I)$ be finite dimensional subspaces for test functions with respective bases $\mathcal{B}_{\Phi_q^h} := \{\varphi_{q_k}^h\}_k$ and $\mathcal{B}_{\Phi_v^h} := \{\varphi_{v_k}^h\}_k$. Let further $\Psi_{\dot{q}}^h, \Psi_v^h \subset \mathcal{LBV}(I)$ be conforming subspaces for the choice of \dot{q} - and v -*ansatz functions*. The corresponding bases are given by $\mathcal{B}_{\Psi_{\dot{q}}^h} := \{\psi_{\dot{q}_k}^h\}_k$ and $\mathcal{B}_{\Psi_v^h} := \{\psi_{v_k}^h\}_k$. Then,

$$q^h : I \rightarrow \mathbb{R}, \quad t \mapsto q^h(t) := q_0 + \sum_k \int_{t_0}^t \psi_{\dot{q}_k}^h ds \dot{q}_k^h, \quad (33)$$

$$v^h : I \rightarrow \mathbb{R}, \quad t \mapsto v^h(t) := \sum_k \psi_{v_k}^h(t) v_k^h \quad (34)$$

is a representation of the numerical solution. The weights $\{\dot{q}_k^h\}_k$ and $\{v_k^h\}_k$ are specified later. Inserting these expressions into Problem 1.3 yields the discrete problem.

Problem 2.1 ((Petrov–Galerkin distribution differential inclusion)). Solve

$$\sum_k \langle \psi_{\dot{q}_k}^h, \varphi_{q_l}^h \rangle \dot{q}_k^h = \sum_k \langle \psi_{v_k}^h, \varphi_{v_l}^h \rangle v_k^h, \quad \forall \varphi_{q_l}^h \in \Phi_q^h, \quad (35)$$

$$\sum_k \langle D^\pm \psi_{v_k}^h, \varphi_{v_l}^h \rangle v_k^h = \langle m^{-1} f, \varphi_{v_l}^h \rangle + \langle m^{-1} di^\pm, \varphi_{v_l}^h \rangle, \quad \forall \varphi_{v_l}^h \in \Phi_v^h \quad (36)$$

together with the discrete initial conditions

$$q^h(0) := q_0 \in \mathbb{R}, \quad (37)$$

$$v^h(0) := v_0 \in \mathbb{R}. \quad (38)$$

It is clear that $m^{-1}f$, and di^\pm are evaluated using q^h and v^h . Contact and impact laws are evaluated to compute di^\pm .

2.2.2. Comparison with the classical Moreau–Jean timestepping scheme

Problem 2.1 is a general description which does not give appropriate time discretization schemes in all cases. The quality of the schemes is highly depending on the ansatz and test function subspaces. What are primary drivers for their selection?

- Problem 1.1 depends on an initial value and describes a time-evolutionary solution. Also Problem 2.1 should state an *evolution process* not depending on future information at each point in time.
- Experience has shown that for the description of nonsmooth dynamical systems, *one-step methods* are more appropriate than multi-step methods due to the lack of regularities of the right hand side [2].
- For efficient evaluation of the primal-dual pairings, *easy test and ansatz functions* should be used. They have to represent the smoothness of the analytical problem depending on e.g. external forces but also on constraints.

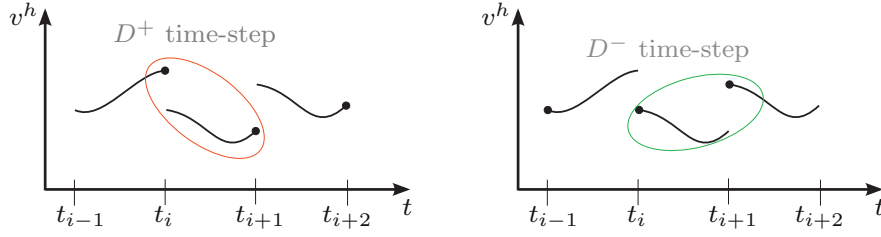


Fig. 4. Velocity jump interpretation for D^+ and D^- .

One possibility to achieve these goals is the selection of *piecewise polynomials*. Choosing piecewise constant spaces $\Phi_q^h = \Phi_v^h = \Psi_q^h = \Psi_v^h := \mathcal{P}^0(\mathcal{I})$, characteristic functions generate canonical bases $\mathcal{B}_{\Phi_q^h} = \mathcal{B}_{\Phi_v^h} = \mathcal{B}_{\Psi_q^h} = \mathcal{B}_{\Psi_v^h} := \{\chi^i\}_i$. Focusing on the time interval $I_i \in \mathcal{I}$, we gain well-known classical timestepping schemes as a special case of Problem 2.1. We distinguish the alternative evaluations, i.e. D^\pm and di^\pm .

D^+ and di^- .

Problem 2.2 ((Implicit Moreau–Jean timestepping scheme)). For $i \in \mathbb{N}$, solve

$$q_i - q_{i-1} = v_i \Delta t_i, \quad (39)$$

$$v_i - v_{i-1} = \int_{t_{i-1}}^{t_i} m^{-1} f dt + \langle m^{-1} di^-, \chi^i \rangle \quad (40)$$

together with the discrete initial conditions (37), (38).

Again, m^{-1} , f and di^- are evaluated using q^h and v^h . It is noteworthy that there has been some freedom.

- Due to the scheme in Problem 2.1, it is not stated how to select the weights $\{q_k^h\}_k$ and $\{v_k^h\}_k$. We have chosen q_k^h and v_k^h to coincide with the values of the numerical solution at the right end of the k th interval (cf. Fig. 4 left panel). The constant velocity in I_i is defined by $v_i = v^h(t_{i+1}^-)$ and the velocity jump, due to D^+ , occurs at the *left* side of I_i where the impact, due to di^- , never occurs. The position propagation q_i is derived from q_i by the fundamental theorem of calculus.
- The right hand side in (40) is not discretized. We have to choose appropriate quadrature rules which do not depend on discontinuities in the velocity, i.e. select an appropriate limit $v_l^{h^\pm}$ if necessary, and avoid the resolution of impacts:

$$\int_{t_{i-1}}^{t_i} m^{-1} f dt \approx (t_i - t_{i-1}) \sum_l \beta_{f_l} m^{-1}(q_l^h) f(t_l, q_l^h, v_l^{h^\pm}), \quad (41)$$

$$\langle m^{-1} di^-, \chi^i \rangle \approx \sum_l m^{-1}(q_l^h) \Delta i_l \quad (42)$$

with $(q_l^h, v_l^h, \Delta i_l, t_l) \in \mathcal{N}_I$ on velocity level. The classical Moreau–Jean timestepping scheme ($\theta = 1$) can be achieved with $\beta_{f_l} := 1$, $t_l := t_i$, $q_l^h = q_i$, $v_l^h = v_i$ and $(q_i, v_i, \Delta i_i, t_i) \in \mathcal{N}_I$ on velocity level (cf. Algorithm 1.4).

D^- and di^-

Problem 2.3 ((Explicit Moreau–Jean timestepping scheme)). For $i \in \mathbb{N}$, solve

$$q_i - q_{i-1} = v_{i-1} \Delta t_i, \quad (43)$$

$$v_i - v_{i-1} = \int_{t_{i-1}}^{t_i} m^{-1} f dt + \langle m^{-1} di^-, \chi^i \rangle \quad (44)$$

together with the discrete initial conditions (37), (38).

- We have chosen \dot{q}_k^h and v_k^h to coincide with the values of the numerical solutions at the left end of the k th interval (cf. Fig. 4 right panel). The constant velocity in I_i is defined by $v_{i-1} = v^h(t_i^+)$ and the velocity jump, due to D^- , occurs at the *right* side together with the impact, due to di^- .
- The classical Moreau–Jean timestepping scheme with $\theta=0$ can be achieved with $\beta_{f_1} := 1$, $t_1 := t_{i-1}$, $q_1^h = q_{i-1}$, $v_1^h = v_{i-1}$ and $(q_i, v_i, \Delta i, t_i) \in \mathcal{N}_I$ on velocity level (cf. Algorithm 1.4).

D^+/D^- and di^+ . With di^+ , all impact evaluations take place in the semi-open interval $[t_{i-1}, t_i)$. The evaluation of the impact laws at the right border of I_i is not maintained by the time discontinuous Galerkin scheme. Repeated tests have shown that this yields poor timestepping schemes [2]. We do not consider this case in the following.

Remark 2.4. Both Problem 2.2 and Problem 2.3 do not distinguish between contacts and impacts. The interaction measure di^- summarises both possibilities and is discretized directly. Hence, there is no *splitting*

$$\Delta i_l = (t_i - t_{i-1})\beta_{r_l}r(q_l^h) + p_l \quad (45)$$

in non-impulsive and impulsive interactions and the direct application of higher order schemes would not be successful.

3. Higher order timestepping

For the development of higher order timestepping schemes based on time discontinuous Galerkin methods, we start from Problem 2.1. The procedure is similar to the embedding of the Moreau–Jean timestepping scheme in Section 2.2.2.

3.1. Selection of bases functions

The following questions arise when defining non-impulsive discrete position and velocity solutions inside an interval I_i . How can integrals with respect to arbitrary functions, e.g. $\langle m^{-1}f, \varphi_{v_l}^h \rangle$ or $\langle m^{-1}di, \varphi_{v_l}^h \rangle$, be calculated efficiently? Is it possible to represent also the integrals with respect to polynomials of degree $2M_i$, e.g. $\langle \psi_{\dot{q}_k}^h, \varphi_{q_l}^h \rangle$ or $\langle \psi_{v_k}^h, \varphi_{q_l}^h \rangle$, exactly by the same formula? This demand occurs when discretizing I_i with $M_i + 1$ points and nodal ansatz functions. The left and right border of I_i play a special role according to Section 2. How can they be included as integration points? It turns out that the optimal quadrature rules of *Gauß*, *Radau* and *Lobatto* cannot positively respond to all our requirements. Including the borders of I_i as integration points never allows exactness for polynomials of degree $2M_i$. On the other side, *Clenshaw–Curtis* quadrature formulas have positive weights, can be evaluated fast and stable by Fast Fourier Transformation algorithms and are competitive for general integrands as well [28]. We choose the latter methods and mention that it is not a drawback that they are exact only for polynomials up to degree M_i . They evaluate the integrand at the *Chebyshev points* $\{t_{i_l}\}_l$ for $M_i \neq 0$. For $M_i=0$, no rule exists but both $t_{i_0} = t_{i-1}$ and $t_{i_0} = t_i$ are popular choices. The weights with respect to I_i and with respect to its lower sub-intervals satisfy

$$\beta_{i_l} := \beta_{f_{i_l}} = \beta_{r_{i_l}} = \frac{1}{\Delta t_i} \int_{I_i} l_{i_l} dt, \quad \beta_{i_l}(t^*) := \frac{1}{\Delta t_i} \int_{t_{i-1}}^{t^*} l_{i_l} dt \quad (46)$$

with the classical pruned Lagrange polynomials

$$l_{i_l} : I \rightarrow \mathbb{R}, \quad l_{i_l}(t) := \begin{cases} \prod_{j \neq l} \frac{t - t_{i_j}}{t_{i_l} - t_{i_j}}, & \text{for } t \in I_i \\ 0, & \text{for } t \notin I_i \end{cases}. \quad (47)$$

We use these pruned Lagrange polynomials to define piecewise polynomial nodal bases for test functions $\Phi_q^h = \Phi_v^h := \mathcal{P}^\alpha(\mathcal{I})$ and for ansatz functions $\Psi_q^h = \Psi_v^h := \mathcal{P}^\alpha(\mathcal{I})$. This is a consistent approach, which actually yields a classical Galerkin scheme. Multi-index notation $\alpha := (M_1, \dots, M_N)$ allows for varying polynomial degrees for different

elements of \mathcal{I} if needed. Altogether, this results in respective $(N + \sum M_i)$ -dimensional bases $\mathcal{B}_{\phi_q^h}$, $\mathcal{B}_{\phi_v^h}$, $\mathcal{B}_{\psi_q^h}$ and $\mathcal{B}_{\psi_v^h}$. Their elements satisfy

$$\phi_{q_k}^h = \phi_{v_k}^h = \psi_{\dot{q}_k}^h = \psi_{\dot{v}_k}^h = l_{i_l} \text{ with } k = \sum_{j=1}^{i-1} (M_j + 1) + l. \quad (48)$$

In the following, we can study easy evaluable one-step evolution processes just by focusing on one interval I_i and by using the related index notation.

3.2. Definition of the general scheme

Stages are the values of position, velocity or acceleration approximations which coincide with the peaks of the nodal bases relative to a sub-interval I_i :

$$q_{i-1,0}^h = q_{i-1}^h, \quad q_{i-1,1}^h = q^h(t_{i_1}), \quad \dots, \quad q_{i-1,M_i-1}^h = q^h(t_{i_{M_i-1}}), \quad q_{i-1,M_i}^h = q_i^h, \quad (49)$$

$$\dot{q}_{i-1,0}^h = \dot{q}_{i-1}^{h+}, \quad \dot{q}_{i-1,1}^h = \dot{q}^h(t_{i_1}), \quad \dots, \quad \dot{q}_{i-1,M_i-1}^h = \dot{q}^h(t_{i_{M_i-1}}), \quad \dot{q}_{i-1,M_i}^h = \dot{q}_i^{h-}, \quad (50)$$

$$v_{i-1,0}^h = v_{i-1}^{h+}, \quad v_{i-1,1}^h = v^h(t_{i_1}), \quad \dots, \quad v_{i-1,M_i-1}^h = v^h(t_{i_{M_i-1}}), \quad v_{i-1,M_i}^h = v_i^{h-}, \quad (51)$$

$$\dot{v}_{i-1,0}^h = \dot{v}_{i-1}^{h+}, \quad \dot{v}_{i-1,1}^h = \dot{v}^h(t_{i_1}), \quad \dots, \quad \dot{v}_{i-1,M_i-1}^h = \dot{v}^h(t_{i_{M_i-1}}), \quad \dot{v}_{i-1,M_i}^h = \dot{v}_i^{h-}. \quad (52)$$

We insert the subspace specializations for one interval I_i , i.e. functions like in (48), in Problem 2.1 and we use di^- because of stability reasons. On the one hand di^+ evaluates impacts in the semi-open interval $[t_{i-1}, t_i)$ according to Section 2.2.2. On the other hand, Section 3.2.3 shows that t_{i-1} will be the only reasonable candidate in this case. This is an explicit evaluation not ensuring the validity of the constraint after impact time; it is known to have bad properties for classical timestepping schemes [2].

Finally, we get the discrete *initial conditions* (37), (38). The position equation of Problem 2.1 yields equations

$$\sum_k \int_{I_i} l_{i_k} l_{i_l} dt \dot{q}_{i-1,k}^h = \sum_k \int_{I_i} l_{i_k} l_{i_l} dt v_{i-1,k}^h \quad (53)$$

for $l \in \{0, \dots, M_i\}$. We have to distinguish if the velocity jump should occur at the left or right interval border (cf. Fig. 4). With (41), (42) and (45), we obtain the following formulations from the velocity equation of Problem 2.1.

3.2.1. Velocity representation: D^+

Search $v_{i-1,M_i}^h = v_i^{h-}$ knowing v_{i-1}^{h-} with equations

$$[v_{i-1,0}^h - v_{i-1}^{h-}] l_{i_l}(t_{i-1}^+) + \sum_k \int_{I_i} l_{i_k} l_{i_l} dt v_{i-1,k}^h = \Delta t_i \sum_k \beta_{i_k} m_{i_k}^{-1} [f_{i_k}^{\pm} + r_{i_k}] l_{i_l}(t_{i_k}^{\pm}) + \sum_k m_k^{-1} p_k l_{i_l}(t_{i_k}^-) \quad (54)$$

for $l \in \{0, \dots, M_i\}$.

3.2.2. Velocity representation: D^-

Search v_i^{h+} knowing $v_{i-1,0}^h = v_{i-1}^{h+}$ with equations

$$[v_i^{h+} - v_{i-1,M_i}^h] l_{i_l}(t_i^-) + \sum_k \int_{I_i} l_{i_k} l_{i_l} dt v_{i-1,k}^h = \Delta t_i \sum_k \beta_{i_k} m_{i_k}^{-1} [f_{i_k}^{\pm} + r_{i_k}] l_{i_l}(t_{i_k}^{\pm}) + \sum_k m_k^{-1} p_k l_{i_l}(t_{i_k}^-) \quad (55)$$

for $l \in \{0, \dots, M_i\}$.

3.2.3. Impact representation

How should we choose the quadrature formula for the impacts in (54) and (55)? We assume that the discrete velocity behaviour inside an interval is continuously represented by the stage propagation. Hence, impacts are only allowed at the interval borders:

$$\sum_k m_k^{-1} p_k l_{i_l}(t_{i_k}^-) = m_i^{-1} p_i l_{i_l}(t_i^-) \quad (56)$$

with

$$(q_i^h, v_i^{h\pm}, p_i, t_i) \in \mathcal{N}_I. \quad (57)$$

on velocity level. For D^+ , we use v_i^{h-} , and for D^- , we use v_i^{h+} (cf. Fig. 4). The discretization p_i equals the right limit of the interaction impulse at t_i .

3.2.4. Weighting integral representation: reduced evaluation [15]

The order of the *local error* is governed by the evaluation of (41), (42) and (45) with quadrature rules. Without changing the order, we approximate the weighting integrals in (53), (54) and (55)

$$\sum_k \int_{I_i} l_{i_k} l_{i_l} dt \dot{q}_{i-1,k}^h \stackrel{C-C}{\approx} \Delta t_i \sum_k \beta_{i_k} \dot{q}_{i-1,k}^h l_{i_l}(t_{i_k}^\pm) = \Delta t_i \beta_{i_l} \dot{q}_{i-1,l}^h, \quad (58)$$

$$\sum_k \int_{I_i} l_{i_k} l_{i_l} dt v_{i-1,k}^h \stackrel{C-C}{\approx} \Delta t_i \sum_k \beta_{i_k} v_{i-1,k}^h l_{i_l}(t_{i_k}^\pm) = \Delta t_i \beta_{i_l} v_{i-1,l}^h, \quad (59)$$

$$\sum_k \int_{I_i} \dot{l}_{i_k} l_{i_l} dt v_{i-1,k}^h \stackrel{C-C}{\approx} \Delta t_i \sum_k \beta_{i_k} \dot{v}_{i-1,k}^h l_{i_l}(t_{i_k}^\pm) = \Delta t_i \beta_{i_l} \dot{v}_{i-1,l}^h, \quad (60)$$

by the same quadrature rule according to Clenshaw–Curtis (C–C) [28]. Thereby, we evaluate l_{i_l} at the interior limit $t_{i_k}^\pm$ of the sub-interval borders.

3.2.5. Runge–Kutta representation

Substitution of (58) and (59) into (53) yields the *collocation* of $M_i + 1$ velocity stages

$$\dot{q}_{i-1,l}^h = v_{i-1,l}^h. \quad (61)$$

We will search *position* stages $\{q_{i-1,l}^h\}_l$ knowing $q_{i-1,0}^h$ with the fundamental theorem of calculus (cf. (67), (68), (72), (73)). The velocity expressions (54) and (55) are simplified to respective $M_i + 1$ equations by evaluating the nodal bases and by inserting (60):

$$\left. \begin{array}{l} D^+ : [v_{i-1,0}^h - v_{i-1}^{h-}] l_{i_l}(t_{i-1}^+) \\ D^- : [v_i^{h+} - v_{i-1,M_i}^h] l_{i_l}(t_i^-) \end{array} \right\} = \Delta t_i \beta_{i_l} \left\{ m_{i_l}^{-1} [f_{i_l}^\pm + r_{i_l}] - \dot{v}_{i-1,l}^h \right\} + m_i^{-1} p_i l_{i_l}(t_i^-). \quad (62)$$

For *constant ansatz functions* and appropriate definition of the integration point, e.g. either t_i or t_{i-1} , Eq. (62) reduces to the implicit or explicit Moreau–Jean timestepping scheme. For *at least linear ansatz functions*, condition (62) expresses velocity jumps

$$D^+ : v_{i-1,0}^h = v_{i-1}^{h-} + \Delta t_i \beta_{i_0} \left\{ m_{i_0}^{-1} [f_{i_0}^+ + r_{i_0}] - \dot{v}_{i-1,0}^h \right\}, \quad (63)$$

$$D^- : v_i^{h+} = v_{i-1,M_i}^h + \Delta t_i \beta_{i_{M_i}} \left\{ m_{i_{M_i}}^{-1} [f_{i_{M_i}}^- + r_{i_{M_i}}] - \dot{v}_{i-1,M_i}^h \right\} + m_i^{-1} p_i \quad (64)$$

and respective M_i stage relationships for accelerations in Table 1. The values $\dot{v}_{i-1,0}^h$ or \dot{v}_{i-1,M_i}^h are needed for the evaluation of (63) or (64) and are still missing. Fortunately, these are values of the acceleration, which is a polynomial

Table 1
Stage relationship for accelerations.

Stage	D^+	D^-
$l=0$	$\dot{v}_{i-1,0}^h = ?$	$\dot{v}_{i-1,0}^h = m_{i_0}^{-1}[f_{i_0}^+ + r_{i_0}]$
$l \in \{1, \dots, M_i - 1\}$		$\dot{v}_{i-1,l}^h = m_{i_l}^{-1}[f_{i_l} + r_{i_l}]$
$l=M_i$	$\dot{v}_{i-1,M_i}^h = m_{i_{M_i}}^{-1}[f_{i_{M_i}}^- + r_{i_{M_i}}] + \frac{m_{i_l}^{-1} p_i}{\Delta t_i \beta_{i_{M_i}}}$	$\dot{v}_{i-1,M_i}^h = ?$

of degree $M_i - 1$ in I_i . This polynomial can be uniquely represented by the known M_i nodal values in Table 1 as well as by respective and appropriate pruned Lagrangian bases $\{\tilde{l}_{i_k}^\pm\}_k$ [15]:

$$D^+ : \dot{v}^h(t) = \sum_{k=1}^{M_i} \tilde{l}_{i_k}^+(t) \dot{v}_{i-1,k}^h, \quad D^- : \dot{v}^h(t) = \sum_{k=0}^{M_i-1} \tilde{l}_{i_k}^-(t) \dot{v}_{i-1,k}^h. \quad (65)$$

Now, we evaluate the acceleration polynomials at t_{i-1} or t_i and get $\dot{v}_{i-1,0}^h$ or \dot{v}_{i-1,M_i}^h . Eq. (65) will be also used to derive stage representations of the velocity with the fundamental theorem of calculus (cf. (70), (71), (74)). With

$$\tilde{\beta}_{i_l}^\pm := \frac{1}{\Delta t_i} \int_{I_i} \tilde{l}_{i_l}^\pm dt, \quad \tilde{\beta}_{i_l}^\pm(t^*) := \frac{1}{\Delta t_i} \int_{t_{i-1}}^{t^*} \tilde{l}_{i_l}^\pm dt, \quad (66)$$

we obtain the following Runge–Kutta interpretation of higher order timestepping schemes based on time discontinuous Galerkin methods.

Problem 3.1 ($(D^+$ **timestepping scheme**)). Let M_i positive and $l \in \{0, \dots, M_i\}$ for $i \in \mathbb{N}$. Solve simultaneously for the position

$$q_{i-1,l}^h = q_{i-1}^h + \Delta t_i \sum_k \beta_{i_k}(t_{i_l}) v_{i-1,k}^h, \quad (67)$$

$$q_i^h = q_{i-1}^h + \Delta t_i \sum_k \beta_{i_k} v_{i-1,k}^h \quad (68)$$

and for the velocity

$$v_{i-1,0}^h = v_{i-1}^h + \Delta t_i \beta_{i_0} \left\{ m_{i_0}^{-1}[f_{i_0}^+ + r_{i_0}] - \sum_{k=1}^{M_i} \tilde{l}_{i_k}^+(t_{i-1}^+) m_{i_k}^{-1}[f_{i_k}^- + r_{i_k}] \right\} - \tilde{l}_{i_{M_i}}^+(t_{i-1}^+) \frac{\beta_{i_0} m_{i_0}^{-1} p_i}{\beta_{i_{M_i}}}, \quad (69)$$

$$v_{i-1,l}^h = v_{i-1,0}^h + \Delta t_i \sum_{k=1}^{M_i} \tilde{\beta}_{i_k}^+(t_{i_l}) m_{i_k}^{-1}[f_{i_k}^- + r_{i_k}] + \tilde{\beta}_{i_{M_i}}^+(t_{i_l}) \frac{m_{i_l}^{-1} p_i}{\beta_{i_{M_i}}}, \quad (70)$$

$$v_i^{h-} = v_{i-1,0}^h + \Delta t_i \sum_{k=1}^{M_i} \tilde{\beta}_{i_k}^+ m_{i_k}^{-1}[f_{i_k}^- + r_{i_k}] + \tilde{\beta}_{i_{M_i}}^+ \frac{m_{i_l}^{-1} p_i}{\beta_{i_{M_i}}} \quad (71)$$

together with (37), (38) and $(q_{i-1,k}^h, v_{i-1,k}^h, r_{i_k}, t_{i_k}) \in \mathcal{N}_C$ on acceleration level as well as $(q_i^h, v_i^{h-}, p_i, t_i) \in \mathcal{N}_I$ on velocity level.

For D^- , the notation is easier as the jump information is not propagated along I_i .

Problem 3.2 ($(D^-$ **timestepping scheme**)). Let M_i positive and $l \in \{0, \dots, M_i\}$ for $i \in \mathbb{N}$. Solve simultaneously for the position

$$q_{i-1,l}^h = q_{i-1}^h + \Delta t_i \sum_k \beta_{i_k}(t_{i_l}) v_{i-1,k}^h, \quad (72)$$

$$q_i^h = q_{i-1}^h + \Delta t_i \sum_k \beta_{i_k} v_{i-1,k}^h \quad (73)$$

and for the velocity

$$v_{i-1,l}^h = v_{i-1}^{h+} + \Delta t_i \sum_{k=0}^{M_i-1} \tilde{\beta}_{i_k}^-(t_i) m_{i_k}^{-1} [f_{i_k}^+ + r_{i_k}], \quad (74)$$

$$v_i^{h+} = v_{i-1,M_i}^h + \Delta t_i \beta_{i_{M_i}} \left\{ m_{i_{M_i}}^{-1} [f_{i_{M_i}}^- + r_{i_{M_i}}] - \sum_{k=0}^{M_i-1} \tilde{\beta}_{i_k}^-(t_i^-) m_{i_k}^{-1} [f_{i_k}^+ + r_{i_k}] \right\} + m_i^{-1} p_i \quad (75)$$

together with (37), (38) and $(q_{i-1,k}^h, v_{i-1,k}^h, r_{i_k}, t_{i_k}) \in \mathcal{N}_C$ on acceleration level as well as $(q_i^h, v_i^{h+}, p_i, t_i) \in \mathcal{N}_I$ on velocity level.

3.3. Trapezoidal rules

For linear velocity discretizations, Problems 3.1 and 3.2 reduce to trapezoidal rules. Algorithm 3.3 is the implicit trapezoidal rule with an implicit retrospect for the first stage $v_{i-1,0}$ of the velocity. The method resembles the classical Moreau–Jean timestepping scheme for $\theta = 1/2$, i.e. Algorithm 1.4, and the two stage Lobatto schemes, IIIA for position and IIIC for velocity [11]. Contacts are evaluated on acceleration level leading to a method for ordinary differential equations (ODE-method), impacts are calculated on velocity level. Algorithm 3.4 is the implicit trapezoidal rule with an explicit Euler forecast for the second stage $v_{i-1,1}$ of the velocity. The procedure is similar to the classical Moreau–Jean timestepping scheme for $\theta = 1/2$, i.e. Algorithm 1.4, and to the two stage Lobatto schemes, IIIA for position and III for velocity [11]. Contacts are evaluated on acceleration level leading to an ODE-method, impacts are calculated on velocity level.

Algorithm 3.3. D^+ linear timestepping scheme: ‘contemplating’ trapezoidal rule

INPUT time interval partition \mathcal{I} , inverse mass m^{-1} , external forces f , contact set \mathcal{N}_C , impact set \mathcal{N}_I , initial position q_0 , initial velocity v_0^-

$i \leftarrow 1$ INITIALIZE LOOP VARIABLE

WHILE $i \leq N$

- solve

$$\left\{ \begin{array}{l} q_{i-1,0} = q_{i-1} \\ q_{i-1,1} = q_{i-1} + \frac{\Delta t_i}{2} \{v_{i-1,0} + v_{i-1,1}\} \\ q_i = q_{i-1} + \frac{\Delta t_i}{2} \{v_{i-1,0} + v_{i-1,1}\} \\ v_{i-1,0} = v_{i-1}^- + \frac{\Delta t_i}{2} \left\{ m_{i-1}^{-1} [f_{i-1}^+ + r_{i-1}^+] - m_i^{-1} [f_i^- + r_i^-] \right\} - m_i^{-1} p_i \\ v_{i-1,1} = v_{i-1}^- + \frac{\Delta t_i}{2} \left\{ m_{i-1}^{-1} [f_{i-1}^+ + r_{i-1}^+] + m_i^{-1} [f_i^- + r_i^-] \right\} + m_i^{-1} p_i \\ v_i^- = v_{i-1}^- + \frac{\Delta t_i}{2} \left\{ m_{i-1}^{-1} [f_{i-1}^+ + r_{i-1}^+] + m_i^{-1} [f_i^- + r_i^-] \right\} + m_i^{-1} p_i \\ (q_{i-1,0}, v_{i-1,0}, r_{i-1}^+, t_{i-1}), (q_{i-1,1}, v_{i-1,1}, r_i^-, t_i) \in \mathcal{N}_C, (q_i, v_i^-, p_i, t_i) \in \mathcal{N}_I \end{array} \right.$$

- $i \leftarrow i + 1$

Algorithm 3.4. D^- linear timestepping scheme: 'forecasting' trapezoidal rule

INPUT time interval partition \mathcal{I} , inverse mass m^{-1} , external forces f , contact set \mathcal{N}_C , impact set \mathcal{N}_I , initial position q_0 , initial velocity v_0^+
 $i \leftarrow 1$ INITIALIZE LOOP VARIABLE
 WHILE $i \leq N$

- solve

$$\left\{ \begin{array}{l} q_{i-1,0} = q_{i-1} \\ q_{i-1,1} = q_{i-1} + \frac{\Delta t_i}{2} \{v_{i-1,0} + v_{i-1,1}\} \\ q_i = q_{i-1} + \frac{\Delta t_i}{2} \{v_{i-1,0} + v_{i-1,1}\} \\ v_{i-1,0} = v_{i-1}^+ \\ v_{i-1,1} = v_{i-1}^+ + \Delta t_i m_{i-1}^{-1} [f_{i-1}^+ + r_{i-1}^+] \\ v_i^+ = v_{i-1}^+ + \frac{\Delta t_i}{2} \left\{ m_{i-1}^{-1} [f_{i-1}^+ + r_{i-1}^+] + m_i^{-1} [f_i^- + r_i^-] \right\} + m_i^{-1} p_i \\ (q_{i-1,0}, v_{i-1,0}, r_{i-1}^+, t_{i-1}), (q_{i-1,1}, v_{i-1,1}, r_i^-, t_i) \in \mathcal{N}_C, (q_i, v_i^+, p_i, t_i) \in \mathcal{N}_I \end{array} \right.$$

- $i \leftarrow i + 1$

4. Experimental convergence analysis

Because of (61) and Table 1, D^+ and D^- timestepping schemes are *collocating* ODE-methods inside each non-impulsive interval I_i [7]. Hence, the local error for non-impulsive episodes only depends on the adopted quadrature rule.

Theorem 4.1 ((Order of local error.)). *Using Clenshaw–Curtis quadrature rules, the order of the local error for Problems 3.1 and 3.2 satisfies*

$$p = M_i + 1 \tag{76}$$

in sufficiently smooth intervals I_i .

Proof. cf. [7, Theorem 6.40] \square

This is very good news: whenever we have a non-impulsive propagation of state and (contact) forces, the local error is automatically of higher order, i.e. the numerical approximation is improved for a consistent integration scheme in general. However, we do not know anything about errors due to velocity or interaction jumps. As they are globally propagated, the *global error* will be affected from them. But how? We analyse exemplarily the bouncing ball in three different situations: *free flight* (Problem 4.2), *rest phase* (Problem 4.3) and a *combination of free flight with finite accumulation of impacts* (Problem 4.4) [1]. We will see that our examples support Theorem 4.1 and indicate an order drop due to jumping velocities or interactions.

The bouncing ball defines a *decoupled* example because there is only one interaction possibility. The analytical solution of our settings is never exactly represented by the numerical approximations. Algorithm 1.4 with $\theta = 1$ proposes piecewise linear position, as well as piecewise constant velocity and interaction discretizations. With Algorithm 3.4, we have piecewise quadratic positions, piecewise linear velocities and piecewise quadratic interactions. In a Python¹

¹ <http://www.python.org/>.

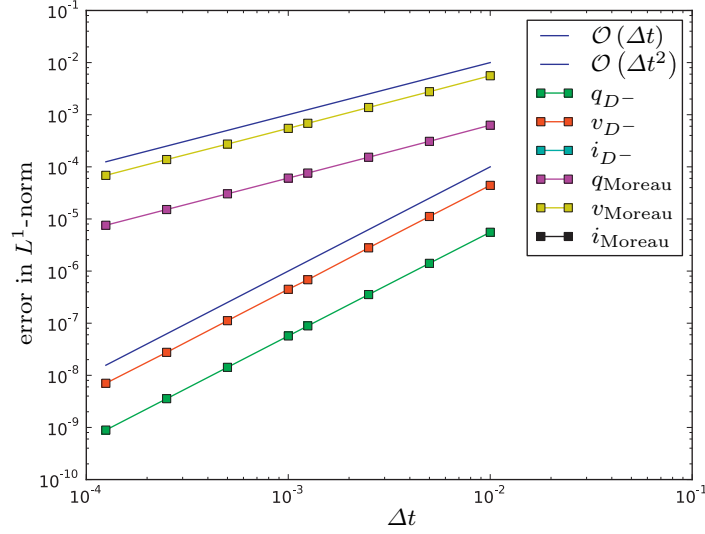


Fig. 5. Experimental convergence analysis: free flight.

implementation, we paid attention to evaluate the local and global error at least as exact as the timestepping discretizations. SciPy's² *barycentric interpolation* for the velocities, as well as *Hermite interpolation* for positions and interactions are exact and efficient *dense output* formulas [11]. SciPy's *Gauss–Konrod quadrature* provides appropriate error formulas in L^1 -norm for position, velocity and interactions.

Problem 4.2 ((Bouncing ball: free flight)). Discuss the *scalar initial value problem*

$$q(0) := 1, \quad v(0) := 0, \quad (77)$$

$$\dot{q} = v, \quad \dot{v} = -10 t^2 \quad (78)$$

in terms of measures.

The *analytical solution* is given by

$$q(t) = 1 - \frac{5}{6} t^4, \quad v(t) = -\frac{10}{3} t^3, \quad i(t) = 0. \quad (79)$$

During *free flight*, the state is of order two for Algorithm 3.4 and of order one for Algorithm 1.4 with $\theta = 1$ (cf. Fig. 5). The interaction is zero and resolved exactly.

Problem 4.3 ((Bouncing ball: rest phase)). Discuss the *scalar initial value problem*

$$q(0) := 0, \quad v(0) := 0, \quad (80)$$

$$\dot{q} = v, \quad \dot{v} = -10 t^2 + r, \quad (81)$$

$$0 \leq q \perp r \geq 0 \quad (82)$$

in terms of measures.

The *analytical solution* is given by

$$q(t) = 0, \quad v(t) = 0, \quad i(t) = \frac{10}{3} t^3. \quad (83)$$

During *rest phase*, the interaction is of order two for Algorithm 3.4 and of order one for Algorithm 1.4 with $\theta = 1$ (cf. Fig. 6). The state is zero and resolved exactly.

² <http://www.scipy.org/>.

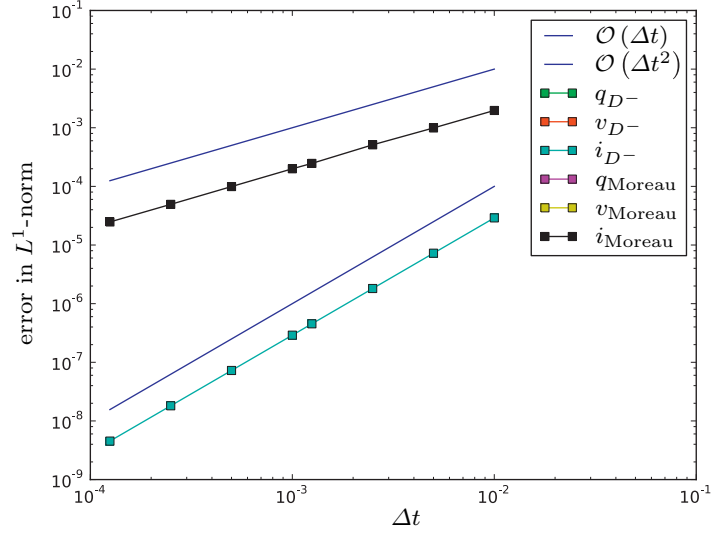


Fig. 6. Experimental convergence analysis: rest phase.

Problem 4.4 ((Bouncing ball: combined analysis)). Given the Newton restitution coefficient $\epsilon_N = 0.5$, discuss the scalar initial value problem

$$q(0) := 1, \quad v(0) := 0, \tag{84}$$

$$\dot{q} = v, \quad \dot{v} = -2, \tag{85}$$

$$v_j^+ = v_j^- + \max \left\{ 0, -(1 + \epsilon_N)v_j^- \right\} \text{ if } q_j = 0 \tag{86}$$

in terms of measures.

The analytical solution is given by

free flight – $0 \leq t < 1$

$$q(t) = 1 - t^2, \quad v(t) = -2t, \quad i(t) = 0 \tag{87}$$

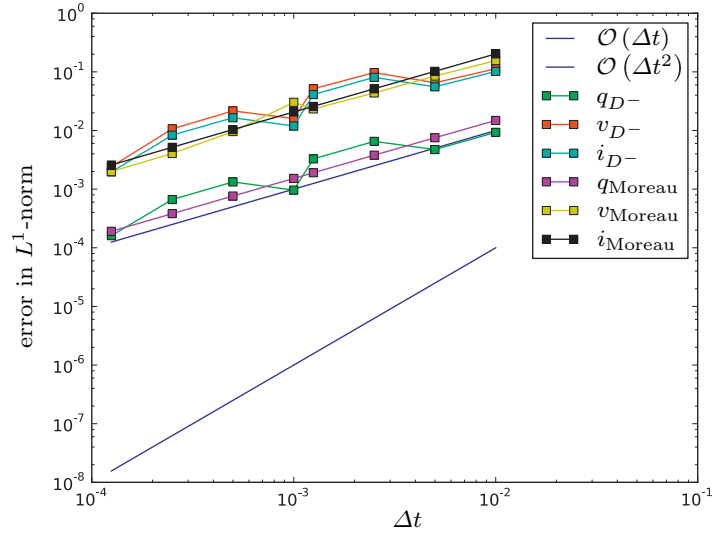


Fig. 7. Experimental convergence analysis: combined analysis.

Zeno state – $\forall n \in \mathbb{N}_0 : 3 - \frac{1}{2^{n-1}} \leq t < 3 - \frac{1}{2^n}$

$$q(t) = -(t-3)^2 - \frac{3}{2^n}(t-1) + \frac{1}{2^{n-1}}(3 - \frac{1}{2^n}), \quad (88)$$

$$v(t) = -2(t-3) - \frac{3}{2^n}, \quad (89)$$

$$i(t) = \sum_{k=0}^n \frac{3}{2^k}. \quad (90)$$

For the *combined analysis*, the global error of state and interaction is of order one for both Algorithm 3.4 and Algorithm 1.4 with $\theta = 1$ (cf. Fig. 7).

5. Conclusion

In this paper, we have shortly summarised the state-of-the-art description of nonsmooth dynamical systems with either measure or distribution differential inclusions. Two classic integration methods have been identified for this type of evolution problems: event-driven and timestepping schemes. The intrinsic difficulty of event-driven integration is its high effort of event detection and inconsistency for Zeno phenomena. The drawback of classic timestepping schemes is their low integration order; recently, this had been tackled with augmentation and mixing to achieve both higher order in non-impulsive regions and the representation of infinitely many events. We have proposed a new strategy offering both a consistent embedding in *time discontinuous Galerkin methods*, as well as a *splitting* of non-impulsive and impulsive force propagation. The framework has been developed in its full generality with mollifier functions, Clenshaw–Curtis quadrature rules and appropriate impact representation. Altogether, we have stated two Runge–Kutta collocation families as resulting timestepping methods. The order of the local error only depends on the order of the underlying quadrature rule for non-impulsive episodes. Choosing piecewise constant ansatz and test functions on velocity level, the classic explicit and implicit Moreau–Jean timestepping schemes have been found out to be special cases of the general method. For the piecewise linear case, the two families relate to a ‘forecasting’ and to a ‘contemplating’ trapezoidal rule. An experimental convergence analysis discusses the bouncing ball example in different episodes. We compare the properties of the constant ansatz to the characteristics of the linear ansatz. Whereas we have always integration order one for the Moreau–Jean timestepping, the new linear scheme offers integration order two in non-impulsive phases. This observation matches exactly the expectations and should be the starting point for further investigations. Can we derive any theoretical results about the global order of timestepping schemes? How does the proposed scheme perform for multi-dimensional systems with coupled multi-collisions, e.g. how can the contact and impact laws be evaluated separately? How can splitting methods improve timestepping schemes in these cases, e.g. using general DAE-methods instead of ODE-methods for non-impulsive episodes? What is necessary to define consistent automatic time step-size adaptations for timestepping schemes? Answers to these questions are important for even more successful time integration of nonsmooth industrial examples.

Acknowledgements

This work has been supported by the French National Research Agency (ANR) through COSINUS program (project SALADYN³ ANR-08-COSI-014). The first author has been granted by an INRIA⁴ postdoctoral fellowship.

References

- [1] V. Acary, Higher order event capturing time-stepping schemes for nonsmooth multibody systems with unilateral constraints and impacts, *Applied Numerical Mathematics*, 2012, <http://dx.doi.org/10.1016/j.apnum.2012.06.026>.

³ <http://saladyn.inria.gforge.fr/>.

⁴ <http://www.inria.fr/>.

- [2] V. Acary, B. Brogliato, Numerical Methods for Nonsmooth Dynamical Systems: Applications in Mechanics and Electronics, Volume 35 of *Lecture notes in applied and computational mechanics*, 1st ed., Springer, Berlin, 2008.
- [3] J. Albery, C. Carstensen, Discontinuous Galerkin time discretization in elastoplasticity: motivation, numerical algorithms, and applications, *Computer Methods in Applied Mechanics and Engineering* 191 (2002) 4949–4968.
- [4] P. Ballard, The dynamics of discrete mechanical systems with perfect unilateral constraints, *Archive for Rational Mechanics and Analysis* 154 (2000) 199–274.
- [5] O. Bauchau, Computational schemes for flexible, nonlinear multi-body systems, *Multibody System Dynamics* 2 (1998) 169–225.
- [6] B. Brogliato, T. ten Dam, L. Paoli, F. Genot, M. Abadie, Numerical simulation of finite dimensional multibody nonsmooth mechanical systems, *Applied Mechanics Reviews* 55 (2002) 107–150.
- [7] P. Deuffhard, F. Bornemann, Scientific Computing with Ordinary Differential Equations, Volume 42 of *Texts in Applied Mathematics*, Springer, New York, 2002.
- [8] B. Esefeld, H. Ulbrich, A hybrid integration scheme for nonsmooth mechanical systems, in: *Multibody Dynamics 2011, Eccomas Thematic Conference, Brussels, 4th until 7th July, 2011*.
- [9] D. Estep, A posteriori error bounds and global error control for approximation of ordinary differential equations, *SIAM Journal on Numerical Analysis* 32 (1995) 1–48.
- [10] C. Glocker, Set-valued Force Laws in Rigid Body Dynamics: Dynamics of Non-smooth Systems, Volume 1 of *Lecture Notes in Applied and Computational Mechanics*, 1st ed., Springer, Berlin, 2001.
- [11] E. Hairer, G. Wanner, Solving Ordinary Differential Equations II: Stiff and Differential-Algebraic-Problems, Volume 14 of Springer Series in Computational Mathematics, 2nd rev. ed., 1st Softcover Printing, Springer, Berlin, 2010.
- [12] R. Huber, H. Ulbrich, Higher order integration of non-smooth dynamical systems using parallel computed extrapolation methods based on time-stepping schemes, in: *Proceedings of 1st Joint International Conference on Multibody System Dynamics, Lappeenranta, 25th–27th May, 2010*.
- [13] M. Jean, The nonsmooth contact dynamics method, *Computer Methods in Applied Mechanics and Engineering* 177 (1999) 235–257.
- [14] C. Johnson, Error estimates and adaptive time-step control for a class of one-step methods for stiff ordinary differential equations, *SIAM Journal on Numerical Analysis* 25 (1988) 908–926.
- [15] P. Lasaint, P.A. Raviart, On a finite element method for solving the neutron transport equation, in: *Symposium on Mathematical Aspects of Finite Elements in Partial Differential Equations, Madison, 1st until 3rd April, 1974*.
- [16] R.I. Leine, N. van de Wouw, Stability and Convergence of Mechanical Systems with Unilateral Constraints, Volume 36 of *Lecture Notes in Applied and Computational Mechanics*, Springer, Berlin, 2008.
- [17] M. Monteiro Marques, Differential Inclusions in Nonsmooth Mechanical Problems. Shocks and Dry Friction, *Progress in Nonlinear Differential Equations and their Applications*, vol. 9, Birkhauser, Basel, 1993.
- [18] J.J. Moreau, Bounded variation in time, in: *Topics in Nonsmooth Mechanics*, Birkhauser, Basel, 1988, pp. 1–74.
- [19] J.J. Moreau, Unilateral contact and dry friction in finite freedom dynamics, in: *Nonsmooth Mechanics and Applications*, Springer, Wien, 1988, pp. 1–82.
- [20] J.J. Moreau, Numerical aspects of the sweeping process, *Computer Methods in Applied Mechanics and Engineering* 177 (1999) 329–349.
- [21] L. Paoli, An existence result for non-smooth vibro-impact problems, *Journal of Differential Equations* 211 (2005) 247–281.
- [22] L. Paoli, M. Schatzman, A numerical scheme for impact problems I: the one-dimensional case, *SIAM Journal on Numerical Analysis* 40 (2002) 702–733.
- [23] L. Paoli, M. Schatzman, A numerical scheme for impact problems II: the multi-dimensional case, *SIAM Journal on Numerical Analysis* 40 (2002) 734–768.
- [24] F. Pfeiffer, Mechanical System Dynamics, Volume 40 of *Lecture Notes in Applied and Computational Mechanics*, corr. 2nd printing, Springer, Berlin, 2008.
- [25] M. Schatzman, A class of nonlinear differential equations of second order in time, *Nonlinear Analysis* 2 (1978) 355–373.
- [26] D. Stewart, Dynamics with Inequalities, SIAM, Philadelphia, 2011.
- [27] C. Studer, Numerics of Unilateral Contacts and Friction: Modeling and Numerical Time Integration in Non-smooth Dynamics, Volume 47 of *Lecture Notes in Applied and Computational Mechanics*, Springer, Berlin, 2009.
- [28] L. Trefethen, Is Gauss quadrature better than Clenshaw–Curtis? *SIAM Review* 50 (2008) 67–87.
- [29] J. Trinkle, J.S. Pang, S. Sudarsky, G. Lo, On dynamic multi-rigid-body contact problems with Coulomb friction, *Journal of Applied Mathematics and Mechanics* 4 (1997) 267–279.