



HAL
open science

Application of MGDA to domain partitioning

Jean-Antoine Désidéri

► **To cite this version:**

Jean-Antoine Désidéri. Application of MGDA to domain partitioning. [Research Report] RR-7968, INRIA. 2012, pp.34. hal-00694039v2

HAL Id: hal-00694039

<https://inria.hal.science/hal-00694039v2>

Submitted on 21 May 2012

HAL is a multi-disciplinary open access archive for the deposit and dissemination of scientific research documents, whether they are published or not. The documents may come from teaching and research institutions in France or abroad, or from public or private research centers.

L'archive ouverte pluridisciplinaire **HAL**, est destinée au dépôt et à la diffusion de documents scientifiques de niveau recherche, publiés ou non, émanant des établissements d'enseignement et de recherche français ou étrangers, des laboratoires publics ou privés.



Application of MGDA to domain partitioning

Jean-Antoine Désidéri

**RESEARCH
REPORT**

N° 7968

21 May 2012

Project-Team Opale



Application of MGDA to domain partitioning

Jean-Antoine Désidéri*

Project-Team Opale

Research Report n° 7968 — 21 May 2012 — 33 pages

Abstract: This report is a sequel to several publications in which a *Multiple-Gradient Descent Algorithm (MGDA)* has been proposed and tested for the treatment of multi-objective differentiable optimization. The method was originally introduced in [4], and again formalized in [6]. Its efficacy to identify the Pareto front has been demonstrated in [9], in comparison with an evolutionary strategy. Finally, recently, a variant, *MGDA II*, has been proposed in which the descent direction is calculated by a direct procedure [5]. In this new report, the efficiency of the algorithm is tested in the context of a simulation by domain partitioning, as a technique to match the different interface components concurrently. For this, the very simple testcase of the finite-difference discretization of the Dirichlet problem over a square is considered. The study aims at assessing the performance of *MGDA* in a discretized functional setting. One of the main teachings is the necessity, here found imperative, to normalize the gradients appropriately.

Key-words: multiobjective optimization, descent direction, convex hull, Gram-Schmidt orthogonalization process

* INRIA Research Director, Opale Project-Team Head

**RESEARCH CENTRE
SOPHIA ANTIPOLIS – MÉDITERRANÉE**

2004 route des Lucioles - BP 93
06902 Sophia Antipolis Cedex

Application de MGDA au partitionnement de domaine

Résumé : Ce rapport fait suite à plusieurs publications dans lesquelles on a proposé et testé un *Algorithme de Descente à Gradients Multiples (MGDA)* pour traiter les problèmes d'optimisation différentiable multi-objectifs. La méthode a été introduite originellement dans [4], et à nouveau formalisée dans [6]. Sa capacité à identifier le front de Pareto a été mise en évidence dans [9], en comparaison à une stratégie évolutionnaire. Enfin, récemment, une variante, *MGDA II*, a été proposée dans laquelle la direction de descente est calculée par une procédure directe [5]. Dans ce nouveau rapport, on teste l'efficacité de l'algorithme dans le contexte d'une simulation par partitionnement de domaine, comme technique pour raccorder concouramment les différentes composantes d'interface. Pour cela, on considère le cas-test très simple de la discrétisation par différences finies du problème de Dirichlet dans un carré. Le but de l'étude est d'évaluer la performance de *MGDA* dans un cadre fonctionnel discrétisé. L'un des principaux enseignements est la nécessité, ici impérative, de normaliser les gradients de manière appropriée.

Mots-clés : optimisation multiobjectif, direction de descente, enveloppe convexe, processus d'orthogonalisation de Gram-Schmidt

1 Introduction

Classically, in multi-objective optimization, several fundamental concepts are introduced: *dominance in efficiency* between design points, *Pareto set*, made of non-dominated solutions in design space, and *Pareto front*, its image in function space [8]. The Pareto front provides the designer with the system maximum attainable performance. For complex systems, in particular those governed by partial-differential equations, a computational challenge is to devise algorithms permitting to identify numerically the Pareto set, or the most useful portions of it. In this respect, certain evolutionary strategies have been adapted to achieve this goal, and appear to provide the most robust algorithms. *NSGA-II* [2] is certainly one of the most widely-used methods for this purpose.

In the context of differentiable optimization, one would expect adequate strategies based on gradient evaluations to also be capable of capturing Pareto fronts, with less generality or robustness, but often far greater efficiency. However classical techniques, such as minimizing an agglomerated criterion, or one criterion at a time under the constraints of the others, are limited by hypotheses on the pattern of the Pareto front w.r.t. convexity and, or continuity. The *Multiple-Gradient Descent Algorithm (MGDA)*, originally introduced in [4], and again formalized in [6], is based on a very general principle to define at each step a *descent direction common to all criteria*. This direction is the support of the minimum-norm element in the convex hull of the local gradients. Its efficacy to identify the Pareto front has been demonstrated in [9] [6] in a test-case in which the Pareto front was non-convex. The method was compared in efficiency with an evolutionary strategy, and was found to offer very promising performance.

More recently, a variant, *MGDA II*, has been proposed in which the descent direction is calculated by a direct procedure [5], which provides a valuable simplification of implementation.

In this new report, the *MGDA* is tested in the context of a simulation by domain partitioning, as a technique to match the different interface components concurrently. For this, the very simple test-case of the finite-difference discretization of the Dirichlet problem over a square is considered. The study aims at assessing the performance of *MGDA* in a discretized functional setting. One of the main teachings is the necessity, here found imperative, to normalize the gradients appropriately.

2 Dirichlet problem, domain partitioning and matching defects

We consider the problem of solving Laplace's equation,

$$-\Delta u = f \quad (\Omega) \quad (1)$$

over the square

$$\Omega = [-1, 1] \times [-1, 1] \quad (2)$$

subject to homogeneous boundary conditions:

$$u = 0 \quad (\Gamma = \partial\Omega) \quad (3)$$

For this, the domain Ω is partitioned in four disjoint sub-domains:

$$\begin{cases} \Omega_1 = [0, 1] \times [0, 1] \\ \Omega_2 = [-1, 0] \times [0, 1] \\ \Omega_3 = [-1, 0] \times [-1, 0] \\ \Omega_4 = [0, 1] \times [-1, 0] \end{cases} \quad (4)$$

with the following interfaces supported by the coordinate axes:

$$\begin{cases} \gamma_1 = \{0 \leq x \leq 1; y = 0\} \\ \gamma_2 = \{x = 0; 0 \leq y \leq 1\} \\ \gamma_3 = \{-1 \leq x \leq 0; y = 0\} \\ \gamma_4 = \{x = 0; -1 \leq y \leq 0\} \end{cases} \quad (5)$$

along which the following Dirichlet controls are applied:

$$\begin{cases} \gamma_1 : u = v_1(x) \\ \gamma_2 : u = v_2(y) \\ \gamma_3 : u = v_3(x) \\ \gamma_4 : u = v_4(y) \end{cases} \quad (6)$$

(see FIG. 1).

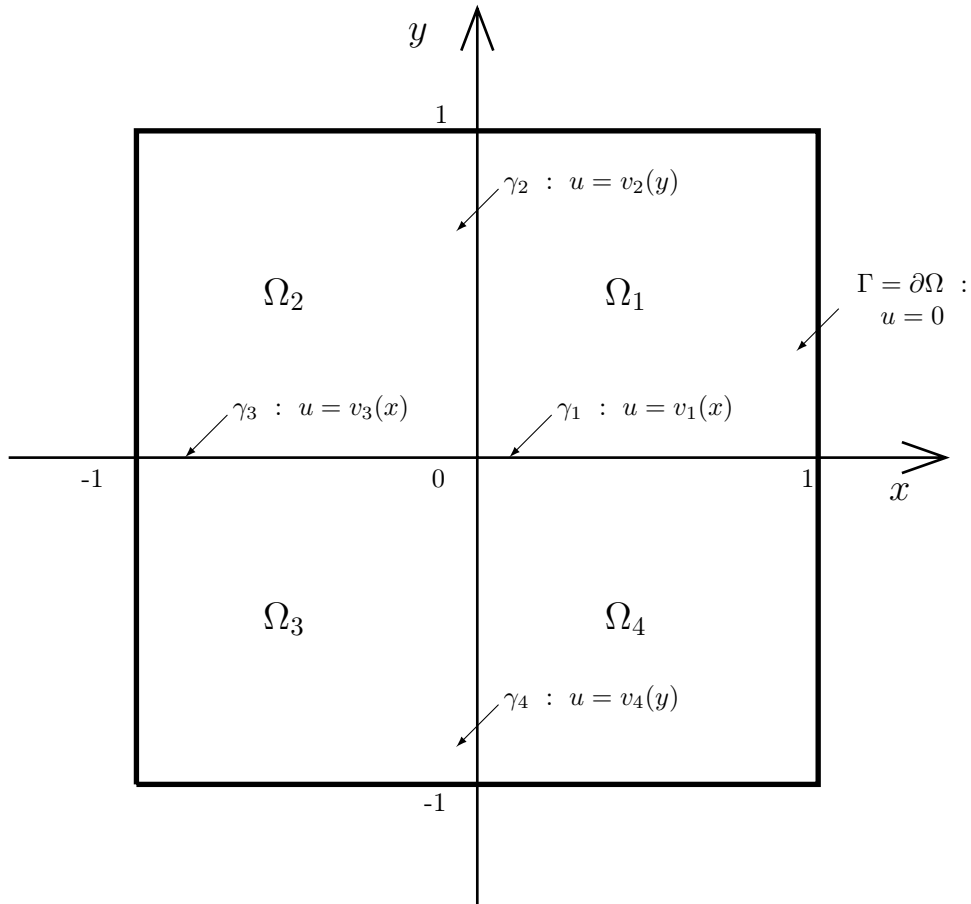


Figure 1: Partition of a square in sub-domains $\{\Omega_i\}_{(i=1,\dots,4)}$ to solve the Dirichlet problem

A first calculation of the compound solution

$$u = (u_1, u_2, u_3, u_4)^t \quad (7)$$

(where the superscript t stands for transposition) is made based on a certain setting of the interface controls:

$$v = (v_1, v_2, v_3, v_4)^t \quad (8)$$

by solving, possibly in parallel, the partial problems for $i = 1, \dots, 4$:

$$\begin{cases} -\Delta u_i = f & (\Omega_i) \\ u_i = 0 & (\Gamma \cap \partial\Omega_i) \\ u_i = v_i & (\gamma_i) \\ u_i = v_{i+1} & (\gamma_{i+1}) \end{cases} \quad (9)$$

In the above, and all throughout thereafter, by periodicity, the index i is understood modulo 4.

Since the interface controls are of Dirichlet type, the resulting compound solution u is continuous, and its derivative along each interface is also continuous. However, in general, unless the specified controls v_i 's are equal to the restrictions of the global solution, the normal derivatives exhibit jump discontinuities, s_i 's. Here, each interface is supported by a coordinate axis, and we adopt the following sign convention: *on the interface γ_i which is supported by the x (resp. y) axis for $i = 1$ and 3 (resp. 2 and 4), the jump, $s_i(x)$ (resp. $s_i(y)$), is defined as the increment of the partial derivative $\partial u/\partial y$ (resp. $\partial u/\partial x$) as y (resp. x) goes from 0^- to 0^+ . Thus:*

- over γ_1 ($0 \leq x \leq 1$; $y = 0$): $s_1(x) = \frac{\partial u}{\partial y}(x, 0^+) - \frac{\partial u}{\partial y}(x, 0^-) = \left[\frac{\partial u_1}{\partial y} - \frac{\partial u_4}{\partial y} \right](x, 0)$;
- over γ_2 ($x = 0$; $0 \leq y \leq 1$): $s_2(y) = \frac{\partial u}{\partial x}(0^+, y) - \frac{\partial u}{\partial x}(0^-, y) = \left[\frac{\partial u_1}{\partial x} - \frac{\partial u_2}{\partial x} \right](0, y)$;
- over γ_3 ($-1 \leq x \leq 0$; $y = 0$): $s_3(x) = \frac{\partial u}{\partial y}(x, 0^+) - \frac{\partial u}{\partial y}(x, 0^-) = \left[\frac{\partial u_2}{\partial y} - \frac{\partial u_3}{\partial y} \right](x, 0)$;
- over γ_4 ($x = 0$; $-1 \leq y \leq 0$): $s_4(y) = \frac{\partial u}{\partial x}(0^+, y) - \frac{\partial u}{\partial x}(0^-, y) = \left[\frac{\partial u_4}{\partial x} - \frac{\partial u_3}{\partial x} \right](0, y)$.

The above local measures of the defect in matching conditions can be associated with global measures defined as the functionals:

$$J_i = \int_{\gamma_i} \frac{1}{2} s_i^2 w \, d\gamma_i \quad (10)$$

that is, explicitly:

$$J_1 = \int_0^1 \frac{1}{2} s_1(x)^2 w(x) \, dx \quad J_2 = \int_0^1 \frac{1}{2} s_2(y)^2 w(y) \, dy \quad (11)$$

$$J_3 = \int_{-1}^0 \frac{1}{2} s_3(x)^2 w(x) \, dx \quad J_4 = \int_{-1}^0 \frac{1}{2} s_4(y)^2 w(y) \, dy \quad (12)$$

Here, $w(t)$ ($t \in [0, 1]$) is an optional weighting function, and $w(-t) = w(t)$.

The jump s_i depends on the partial solutions u_{i-1} and u_i , which themselves, depend on (v_{i-1}, v_i) and (v_i, v_{i+1}) respectively. Hence, the integral J_i depends on all four sub-controls except v_{i+2} . Nevertheless, these four integrals are thereafter considered as functionals of v .

The coordination problem is to devise a convergent iteration on the control v to satisfy in the limit the matching conditions

$$J_1 = J_2 = J_3 = J_4 = 0 \quad (13)$$

To achieve this, the functional gradients are firstly established using the classical adjoint-equation approach, and several strategies are proposed and tested numerically.

3 Adjoint problems and functional gradients

A first calculation is made based on the four-component control $v = (v_1, v_2, v_3, v_4)^t$, resulting in the compound solution $u = (u_1, u_2, u_3, u_4)^t$, and the multi-component criterion $J = (J_1, J_2, J_3, J_4)^t$.

Then, one perturbs the control v of

$$v' = (v'_1, v'_2, v'_3, v'_4)^t = \left(\delta v_1(x), \delta v_2(y), \delta v_3(x), \delta v_4(y) \right)^t \quad (14)$$

Consequently, the compound solution u is perturbed of

$$u' = (u'_1, u'_2, u'_3, u'_4)^t = \left(\delta u_1(x, y), \delta u_2(x, y), \delta u_3(x, y), \delta u_4(x, y) \right)^t \quad (15)$$

in which u'_i is the solution of the following linearized system posed on sub-domain Ω_i :

$$\begin{cases} \Delta u'_i = 0 & (\Omega_i) \\ u'_i = 0 & (\Gamma \cap \partial\Omega_i) \\ u'_i = v'_i & (\gamma_i) \\ u'_i = v'_{i+1} & (\gamma_{i+1}) \end{cases} \quad (16)$$

These state perturbations induce the following functional perturbations:

$$J'_i = \delta J_i = \int_{\gamma_i} s_i s'_i w \, d\gamma_i \quad (17)$$

in which $s'_i = \delta s_i$. But:

$$\begin{cases} s_1 s'_1 = \left[\frac{\partial u_1}{\partial y} - \frac{\partial u_4}{\partial y} \right] \left[\frac{\partial u'_1}{\partial y} - \frac{\partial u'_4}{\partial y} \right] (x, 0) \\ s_2 s'_2 = \left[\frac{\partial u_1}{\partial x} - \frac{\partial u_2}{\partial x} \right] \left[\frac{\partial u'_1}{\partial x} - \frac{\partial u'_2}{\partial x} \right] (0, y) \\ s_3 s'_3 = \left[\frac{\partial u_2}{\partial y} - \frac{\partial u_3}{\partial y} \right] \left[\frac{\partial u'_2}{\partial y} - \frac{\partial u'_3}{\partial y} \right] (x, 0) \\ s_4 s'_4 = \left[\frac{\partial u_4}{\partial x} - \frac{\partial u_3}{\partial x} \right] \left[\frac{\partial u'_4}{\partial x} - \frac{\partial u'_3}{\partial x} \right] (0, y) \end{cases} \quad (18)$$

We now recall Green's formula for two functions ϕ and $\psi \in H^2(\omega)$, for a simply-connected planar domain ω with smooth enough boundary. Since

$$\iint_{\omega} \phi \Delta \psi = \iint_{\omega} \phi \nabla \cdot (\nabla \psi) = \int_{\partial\omega} \phi \psi_n - \iint_{\omega} \nabla \phi \cdot \nabla \psi \quad (19)$$

where \vec{n} is outward unit vector normal to the boundary $\partial\omega$, and $\psi_n = \partial\psi/\partial n$ the normal derivative, and symmetrically,

$$\iint_{\omega} \psi \Delta \phi = \iint_{\omega} \psi \nabla \cdot (\nabla \phi) = \int_{\partial\omega} \psi \phi_n - \iint_{\omega} \nabla \psi \cdot \nabla \phi \quad (20)$$

where $\phi_n = \partial\phi/\partial n$ is the normal derivative of ϕ , one has:

$$\iint_{\omega} (\phi \Delta \psi - \psi \Delta \phi) = \int_{\partial\omega} (\phi \psi_n - \psi \phi_n) \quad (21)$$

Consider the following eight adjoint systems (two per sub-domain):

$$\begin{cases} \Delta p_i = 0 & (\Omega_i) \\ p_i = 0 & (\partial\Omega_i \setminus \gamma_i) \\ p_i = s_i w & (\gamma_i) \end{cases} \quad \begin{cases} \Delta q_i = 0 & (\Omega_i) \\ q_i = 0 & (\partial\Omega_i \setminus \gamma_{i+1}) \\ q_i = s_{i+1} w & (\gamma_{i+1}) \end{cases} \quad (22)$$

Then apply Green's formula, (21), to the eight cases corresponding to

$$\omega = \Omega_i \ (i = 1, 2, 3, 4), \quad \phi = p_i \text{ or } q_i, \quad \psi = u'_i \quad (23)$$

so that $\Delta\phi = \Delta\psi = 0$ in ω giving:

$$\int_{\partial\Omega_i} \phi \psi_n = \int_{\partial\Omega_i} \psi \phi_n \quad (24)$$

On the boundary $\partial\omega = \partial\Omega_i$:

- $\phi = 0$ except for $\phi = p_i = s_i w$ along γ_i , and $\phi = q_i = s_{i+1} w$ along γ_{i+1} ;
- $\psi = u'_i = \begin{cases} v'_i & \text{along } \gamma_i \\ v'_{i+1} & \text{along } \gamma_{i+1} \\ 0 & \text{along } \Gamma \cap \Omega_i \end{cases}$

Hence (24) reduces to:

$$\int_{\gamma_i} s_i u'_{i_n} w = \int_{\gamma_i} p_{i_n} v'_i + \int_{\gamma_{i+1}} p_{i_n} v'_{i+1} \quad (25)$$

for $\phi = p_i$, and to:

$$\int_{\gamma_{i+1}} s_{i+1} u'_{i_n} w = \int_{\gamma_i} q_{i_n} v'_i + \int_{\gamma_{i+1}} q_{i_n} v'_{i+1} \quad (26)$$

for $\phi = q_i$.

These two equations are now going to be particularized to sub-domains Ω_i , for $i = 1, \dots, 4$. For each sub-domain, attention must be paid to the orientation of the outward normal \vec{n} along the two interfaces γ_i and γ_{i+1} . For this, let \vec{i} and \vec{j} be the unit vectors along the x and y axes.

Sub-domain Ω_1 : on γ_1 : $\vec{n} = \vec{n}_{14} = -\vec{j}$; on γ_2 , $\vec{n} = \vec{n}_{12} = -\vec{i}$. Thus (25)-(26) write:

$$\begin{cases} \int_0^1 s_1(x) \left(-\frac{\partial u'_1}{\partial y}(x, 0) \right) w(x) dx = \int_0^1 \left(-\frac{\partial p_1}{\partial y}(x, 0) \right) v'_1(x) dx + \int_0^1 \left(-\frac{\partial p_1}{\partial x}(0, y) \right) v'_2(y) dy \\ \int_0^1 s_2(y) \left(-\frac{\partial u'_1}{\partial x}(0, y) \right) w(y) dy = \int_0^1 \left(-\frac{\partial q_1}{\partial y}(x, 0) \right) v'_1(x) dx + \int_0^1 \left(-\frac{\partial q_1}{\partial x}(0, y) \right) v'_2(y) dy \end{cases} \quad (27)$$

Sub-domain Ω_2 : on γ_2 : $\vec{n} = \vec{n}_{21} = +\vec{i}$; on γ_3 , $\vec{n} = \vec{n}_{23} = -\vec{j}$. Thus (25)-(26) write:

$$\begin{cases} \int_0^1 s_2(y) \left(\frac{\partial u'_2}{\partial x}(0, y) \right) w(y) dy = \int_0^1 \left(\frac{\partial p_2}{\partial x}(0, y) \right) v'_2(y) dy + \int_{-1}^0 \left(-\frac{\partial p_2}{\partial y}(x, 0) \right) v'_3(x) dx \\ \int_{-1}^0 s_3(x) \left(-\frac{\partial u'_2}{\partial y}(x, 0) \right) w(x) dx = \int_0^1 \left(\frac{\partial q_2}{\partial x}(0, y) \right) v'_2(y) dy + \int_{-1}^0 \left(-\frac{\partial q_2}{\partial y}(x, 0) \right) v'_3(x) dx \end{cases} \quad (28)$$

Sub-domain Ω_3 : on γ_3 : $\vec{n} = \vec{n}_{32} = +\vec{j}$; on γ_4 , $\vec{n} = \vec{n}_{34} = +\vec{i}$. Thus (25)-(26) write:

$$\begin{cases} \int_{-1}^0 s_3(x) \left(\frac{\partial u'_3}{\partial y}(x, 0) \right) w(x) dx = \int_{-1}^0 \left(\frac{\partial p_3}{\partial y}(x, 0) \right) v'_3(x) dx + \int_{-1}^0 \left(\frac{\partial p_3}{\partial x}(0, y) \right) v'_4(y) dy \\ \int_{-1}^0 s_4(y) \left(\frac{\partial u'_3}{\partial x}(0, y) \right) w(y) dy = \int_{-1}^0 \left(\frac{\partial q_3}{\partial y}(x, 0) \right) v'_3(x) dx + \int_{-1}^0 \left(\frac{\partial q_3}{\partial x}(0, y) \right) v'_4(y) dy \end{cases} \quad (29)$$

Sub-domain Ω_4 : on γ_4 : $\vec{n} = \vec{n}_{43} = -\vec{i}$; on γ_1 , $\vec{n} = \vec{n}_{41} = +\vec{j}$. Thus (25)-(26) write:

$$\left\{ \begin{array}{l} \int_{-1}^0 s_4(y) \left(-\frac{\partial u'_4}{\partial x}(0, y) \right) w(y) dy = \int_{-1}^0 \left(-\frac{\partial p_4}{\partial x}(0, y) \right) v'_4(y) dy + \int_0^1 \left(\frac{\partial p_4}{\partial y}(x, 0) \right) v'_1(x) dx \\ \int_0^1 s_1(x) \left(\frac{\partial u'_4}{\partial y}(x, 0) \right) w(x) dx = \int_{-1}^0 \left(-\frac{\partial q_4}{\partial x}(0, y) \right) v'_4(y) dy + \int_0^1 \left(\frac{\partial q_4}{\partial y}(x, 0) \right) v'_1(x) dx \end{array} \right. \quad (30)$$

Lastly, (27)-(30) are injected in (18) and (17) to get:

$$\left\{ \begin{array}{l} J'_1 = \int_0^1 s_1(x) s'_1(x) w(x) dx = \int_0^1 s_1(x) \left[\frac{\partial u'_1}{\partial y} - \frac{\partial u'_4}{\partial y} \right] (x, 0) w(x) dx \\ \quad = \int_0^1 \frac{\partial(p_1 - q_4)}{\partial y}(x, 0) v'_1(x) dx + \int_0^1 \frac{\partial p_1}{\partial x}(0, y) v'_2(y) dy + \int_{-1}^0 \frac{\partial q_4}{\partial x}(0, y) v'_4(y) dy \\ J'_2 = \int_0^1 s_2(y) s'_2(y) w(y) dy = \int_0^1 s_2(y) \left[\frac{\partial u'_1}{\partial x} - \frac{\partial u'_2}{\partial x} \right] (0, y) w(y) dy \\ \quad = \int_0^1 \frac{\partial q_1}{\partial y}(x, 0) v'_1(x) dx + \int_0^1 \frac{\partial(q_1 - p_2)}{\partial x}(0, y) v'_2(y) dy + \int_{-1}^0 \frac{\partial p_2}{\partial y}(x, 0) v'_3(x) dx \\ J'_3 = \int_{-1}^0 s_3(x) s'_3(x) w(x) dx = \int_{-1}^0 s_3(x) \left[\frac{\partial u'_2}{\partial y} - \frac{\partial u'_3}{\partial y} \right] (x, 0) w(x) dx \\ \quad = - \int_0^1 \frac{\partial q_2}{\partial x}(0, y) v'_2(y) dy + \int_{-1}^0 \frac{\partial(q_2 - p_3)}{\partial y}(x, 0) v'_3(x) dx - \int_{-1}^0 \frac{\partial p_3}{\partial x}(0, y) v'_4(y) dy \\ J'_4 = \int_{-1}^0 s_4(y) s'_4(y) w(y) dy = \int_{-1}^0 s_4(y) \left[\frac{\partial u'_4}{\partial x} - \frac{\partial u'_3}{\partial x} \right] (0, y) w(y) dy \\ \quad = - \int_0^1 \frac{\partial p_4}{\partial y}(x, 0) v'_1(x) dx - \int_{-1}^0 \frac{\partial q_3}{\partial y}(x, 0) v'_3(x) dx + \int_{-1}^0 \frac{\partial(p_4 - q_3)}{\partial x}(0, y) v'_4(y) dy \end{array} \right. \quad (31)$$

These formulas are of the form:

$$J'_i = \sum_{j=1}^4 \int_{\gamma_j} G_{i,j} v'_j d\gamma_j \quad (i = 1, \dots, 4) \quad (32)$$

in which the kernels, $\{G_{i,j}\}$, are partial gradients given in terms of the partial derivatives of the eight adjoint states $\{p_i, q_i\}_{(i=1,\dots,4)}$. These equations can also be collected in the following symbolic matrix form:

$$\begin{aligned} [J'] &= (J'_1, J'_2, J'_3, J'_4)^t \\ &= \begin{pmatrix} \int_0^1 \frac{\partial(p_1 - q_4)}{\partial y} & \int_0^1 \frac{\partial p_1}{\partial x} & 0 & \int_{-1}^0 \frac{\partial q_4}{\partial x} \\ \int_0^1 \frac{\partial q_1}{\partial y} & \int_0^1 \frac{\partial(q_1 - p_2)}{\partial x} & \int_{-1}^0 \frac{\partial p_2}{\partial y} & 0 \\ 0 & - \int_0^1 \frac{\partial q_2}{\partial x} & \int_{-1}^0 \frac{\partial(q_2 - p_3)}{\partial y} & - \int_{-1}^0 \frac{\partial p_3}{\partial x} \\ - \int_0^1 \frac{\partial p_4}{\partial y} & 0 & - \int_{-1}^0 \frac{\partial q_3}{\partial y} & \int_{-1}^0 \frac{\partial(p_4 - q_3)}{\partial x} \end{pmatrix} \begin{pmatrix} v'_1(x) dx \\ v'_2(y) dy \\ v'_3(x) dx \\ v'_4(y) dy \end{pmatrix} \end{aligned} \quad (33)$$

in which the partial derivatives w.r.t. x (resp. y) are evaluated at $(0, y)$ (resp. $(x, 0)$).

Remark : to calculate the co-state variables p_i and q_i over sub-domain Ω_i , firstly, one constructs two continuous functions $\bar{p}_i(x, y)$ and $\bar{q}_i(x, y)$ that satisfy the same boundary conditions

respectively. These functions are listed below along with their Laplacians:

$$\left\{ \begin{array}{l} \bar{p}_1(x, y) = (1 - y)s_1(x); \quad \phi_1 := \Delta\bar{p}_1 = (1 - y)s_1''(x) \\ \bar{q}_1(x, y) = (1 - x)s_2(y); \quad \psi_1 := \Delta\bar{q}_1 = (1 - x)s_2''(y) \\ \bar{p}_2(x, y) = (1 + x)s_2(y); \quad \phi_2 := \Delta\bar{p}_2 = (1 + x)s_2''(y) \\ \bar{q}_2(x, y) = (1 - y)s_3(x); \quad \psi_2 := \Delta\bar{q}_2 = (1 - y)s_3''(x) \\ \bar{p}_3(x, y) = (1 + y)s_3(x); \quad \phi_3 := \Delta\bar{p}_3 = (1 + y)s_3''(x) \\ \bar{q}_3(x, y) = (1 + x)s_4(y); \quad \psi_3 := \Delta\bar{q}_3 = (1 + x)s_4''(y) \\ \bar{p}_4(x, y) = (1 - x)s_4(y); \quad \phi_4 := \Delta\bar{p}_4 = (1 - x)s_4''(y) \\ \bar{q}_4(x, y) = (1 + y)s_1(x); \quad \psi_4 := \Delta\bar{q}_4 = (1 + y)s_1''(x) \end{array} \right. \quad (34)$$

Then one lets:

$$p_i = \bar{p}_i + \lambda_i \quad q_i = \bar{q}_i + \mu_i \quad (i = 1, \dots, 4) \quad (35)$$

so that, the new unknown variables, $\lambda_i(x, y)$ and $\mu_i(x, y)$ ($i = 1, \dots, 4$), are the solutions of the problems:

$$\lambda_i, \mu_i \in H_0^1(\Omega_i) : -\Delta\lambda_i = \phi_i \quad -\Delta\mu_i = \psi_i \quad (i = 1, \dots, 4) \quad (36)$$

Thus, the unknowns λ_i and μ_i are the solutions of problems of the same form as the Poisson problem for u , except that the functions ϕ_i and ψ_i respectively are assigned to the right-hand side in place of f .

4 Discretization

For purpose of numerical treatment, we assume that each sub-problem is discretized by standard centered finite-differences over a uniform (sub-)mesh of dimension $N_X \times N_Y$ rectangular cells.

For example, for sub-domain Ω_1 , the partial solution u_1 is approximated by the solution of the system:

$$-\frac{u_{j-1,k} - 2u_{j,k} + u_{j+1,k}}{h_X^2} - \frac{u_{j,k-1} - 2u_{j,k} + u_{j,k+1}}{h_Y^2} = f_{j,k} \quad (j = 1, \dots, N_X - 1, \quad k = 1, \dots, N_Y - 1) \quad (37)$$

where $h_X = 1/N_X$, $h_Y = 1/N_Y$, $f_{j,k} = f(jh, kh)$, and only the nodal indices (j, k) are indicated for notational simplicity. The homogeneous boundary condition $u_1 = 0$ on the portion $\Gamma \cap \partial\Omega_1$ of the outer boundary is enforced by letting:

$$\left\{ \begin{array}{l} u_{j,N_Y} = 0 \quad (j = 0, \dots, N_X) \\ u_{N_X,k} = 0 \quad (k = 0, \dots, N_Y) \end{array} \right. \quad (38)$$

The controls on the interfaces γ_1 and γ_2 are enforced by letting:

$$\left\{ \begin{array}{l} \gamma_1 : u_{j,0} = v_{1,j} \quad (j = 1, \dots, N_X - 1) \\ \gamma_2 : u_{0,k} = v_{2,k} \quad (k = 1, \dots, N_Y - 1) \end{array} \right. \quad (39)$$

By passing the controls to the right-hand side, the system for the interior unknowns writes:

$$A_h u_h = f_h \quad (40)$$

in which the interior nodal values are chosen to be ordered by columns:

$$u_h = \left(\underbrace{u_{1,1}, u_{1,2}, \dots, u_{1,N_Y-1}}_{\text{1st column}}, \underbrace{u_{2,1}, u_{2,2}, \dots, u_{2,N_Y-1}}_{\text{2nd column}}, \dots, \underbrace{u_{N_X-1,1}, u_{N_X-1,2}, \dots, u_{N_X-1,N_Y-1}}_{\text{N}_X\text{-1st column}} \right)^t \quad (41)$$

The vector f_h contains the corresponding nodal values of the function f appropriately altered by the application of the boundary conditions, and the matrix A_h is a Kröner sum:

$$A_h = T_X \oplus T_Y = T_X \otimes I_Y + I_X \otimes T_Y \quad (42)$$

in which I_X and I_Y are the identity matrices of order $N_X - 1$ and $N_Y - 1$ respectively, and T_X and T_Y are the tridiagonal matrices of order $N_X - 1$ and $N_Y - 1$ respectively associated with the (one-dimensional) centered second-difference operator when homogeneous boundary conditions are applied at both limits:

$$T_X = \frac{1}{h_X^2} \begin{pmatrix} 2 & -1 & & & \\ -1 & 2 & & & \\ & & \ddots & \ddots & \ddots \\ & & & -1 & 2 & -1 \\ & & & & -1 & 2 \end{pmatrix}_{(N_X-1)} \quad T_Y = \frac{1}{h_Y^2} \begin{pmatrix} 2 & -1 & & & \\ -1 & 2 & & & \\ & & \ddots & \ddots & \ddots \\ & & & -1 & 2 & -1 \\ & & & & -1 & 2 \end{pmatrix}_{(N_Y-1)} \quad (43)$$

where the orders of the matrices are indicated in parentheses at their lower right for convenience.

The diagonalization of the above matrices is well-known (see for example [3]):

$$T_X = \Omega_X^t \Lambda_X \Omega_X \quad T_Y = \Omega_Y^t \Lambda_Y \Omega_Y \quad (44)$$

in which the orthogonal matrix Ω_X (resp. Ω_Y) is associated with the discrete sine-transform:

$$\begin{cases} (\Omega_X)_{j,m_X} = \sqrt{2h_X} \sin(j\theta_X^{(m_X)}) = \sqrt{2h_X} \sin\left(\frac{j m_X \pi}{N_X}\right) & (j, m_X = 1, \dots, N_X - 1) \\ (\Omega_Y)_{k,m_Y} = \sqrt{2h_Y} \sin(k\theta_Y^{(m_Y)}) = \sqrt{2h_Y} \sin\left(\frac{k m_Y \pi}{N_Y}\right) & (k, m_Y = 1, \dots, N_Y - 1) \end{cases} \quad (45)$$

Here, $\theta_X^{(m_X)} = m_X \pi / N_X$ ($m_X = 1, \dots, N_X - 1$) and $\theta_Y^{(m_Y)} = m_Y \pi / N_Y$ ($m_Y = 1, \dots, N_Y - 1$) are frequency parameters. Hence, in this case where Dirichlet conditions are applied, the orthogonal matrices Ω_X and Ω_Y are also symmetric:

$$(\Omega_X)^t = \Omega_X, \quad \Omega_X^2 = I_X, \quad (\Omega_Y)^t = \Omega_Y, \quad \Omega_Y^2 = I_Y \quad (46)$$

The corresponding eigenvalues are given by:

$$\begin{cases} \lambda_{X,m_X} = (\Lambda_X)_{m_X,m_X} = \frac{2 - 2 \cos(\theta_X^{(m_X)})}{h_X^2} = \frac{2 - 2 \cos(m_X \pi / N_X)}{h_X^2} & (m_X = 1, \dots, N_X - 1) \\ \lambda_{Y,m_Y} = (\Lambda_Y)_{m_Y,m_Y} = \frac{2 - 2 \cos(\theta_Y^{(m_Y)})}{h_Y^2} = \frac{2 - 2 \cos(m_Y \pi / N_Y)}{h_Y^2} & (m_Y = 1, \dots, N_Y - 1) \end{cases} \quad (47)$$

Consequently, the diagonalization of the matrix A_h is also known:

$$A_h = (\Omega_X \otimes \Omega_Y) (\Lambda_X \oplus \Lambda_Y) (\Omega_X \otimes \Omega_Y) \quad (48)$$

This writing corresponds to the discrete form of the separation of variables. It permits the direct inversion of (40) by repeated application of one-dimensional operators:

$$u_h = (\Omega_X \otimes \Omega_Y) (\Lambda_X \oplus \Lambda_Y)^{-1} (\Omega_X \otimes \Omega_Y) f_h \quad (49)$$

For more general boundary-value problems, and in particular when the mesh is not tensorial, this direct inversion is not possible and sub-problems such as (40) are then solved by more general techniques (relaxation, multigrid, etc).

The partial solutions u_2 , u_3 and u_4 associated with the sub-domains Ω_2 , Ω_3 and Ω_4 are obtained by similar discretizations and solution methods, except that the indices run within other bounds. The definition of the discrete solution $u_h = \{u_{j,k}\}$ is then extended to include all four partial solutions by letting the index j (resp. k) run between $\pm N_X$ (resp. $\pm N_Y$). Lastly, the value of u_h at the center of the square, origin of the coordinate system ($x = y = 0$), is calculated in terms of the values at the 4 surrounding points to satisfy the discrete Laplace equation:

$$-\frac{u_{-1,0} - 2u_{0,0} + u_{1,0}}{h_X^2} - \frac{u_{0,-1} - 2u_{0,0} + u_{0,1}}{h_Y^2} = f(0,0) := f_{0,0} \quad (50)$$

giving:

$$u_{0,0} = \frac{\frac{u_{1,0} + u_{-1,0}}{h_X^2} + \frac{u_{0,1} + u_{0,-1}}{h_Y^2} + f_{0,0}}{\frac{2}{h_X^2} + \frac{2}{h_Y^2}} = \frac{\frac{v_{1,1} + v_{3,N_X-1}}{h_X^2} + \frac{v_{2,1} + v_{4,N_Y-1}}{h_Y^2} + f_{0,0}}{\frac{2}{h_X^2} + \frac{2}{h_Y^2}} \quad (51)$$

This condition imposes discretely the satisfaction of the elliptic PDE at the origin. Hence it is viewed as a regularity condition, and the partial derivatives at this point are considered smooth (no jumps).

Once the compound solution u_h calculated, the jumps at the interfaces are evaluated. Here, for each interface, we need approximations of the partial derivative in the direction normal to the interface on both sides of the interface. Second-order one-sided finite-differences are used for this purpose. For example, for the interface γ_1 , recalling the definition of $s_1(x)$, this gives at $x = x_j = jh_X$ ($j = 1, \dots, N_X - 1$):

$$\begin{aligned} s_{1,j} := s_1(x_j) &= \left[\frac{\partial u_1}{\partial y} - \frac{\partial u_4}{\partial y} \right] (x_j, 0) \doteq \frac{-3u_{j,0} + 4u_{j,1} - u_{j,2}}{2h_Y} - \frac{3u_{j,0} - 4u_{j,-1} + u_{j,-2}}{2h_Y} \\ &= \frac{-6u_{j,0} + 4(u_{j,1} + u_{j,-1}) - (u_{j,2} + u_{j,-2})}{2h_Y} \end{aligned} \quad (52)$$

at endpoints, as mentioned above, the jumps are equal to 0:

$$s_{1,0} = s_{1,N_X} = 0 \quad (53)$$

For the interface γ_3 , we apply a shift of $-N_X$ on the index j :

$$s_{3,j} := s_3(x_{j-N_X}) \doteq \frac{-6u_{j-N_X,0} + 4(u_{j-N_X,1} + u_{j-N_X,-1}) - (u_{j-N_X,2} + u_{j-N_X,-2})}{2h_Y} \quad (54)$$

At endpoints:

$$s_{3,0} = s_{3,N_X} = 0 \quad (55)$$

Similarly, for $k = 1, \dots, N_Y - 1$:

$$s_{2,k} := s_2(y_k) \doteq \frac{-6u_{0,k} + 4(u_{1,k} + u_{-1,k}) - (u_{2,k} + u_{-2,k})}{2h_X} \quad (56)$$

and, at endpoints:

$$s_{2,0} = s_{2,N_Y} = 0 \quad (57)$$

and:

$$s_{4,k} := s_2(y_{k-N_Y}) \doteq \frac{-6u_{0,k-N_Y} + 4(u_{1,k-N_Y} + u_{-1,k-N_Y}) - (u_{2,k-N_Y} + u_{-2,k-N_Y})}{2h_X} \quad (58)$$

and, at endpoints

$$s_{4,0} = s_{4,N_Y} = 0 \quad (59)$$

Consistently with this discretization, the functionals $\{J_i\}$ ($i = 1, \dots, 4$) are approximated by numerical quadrature; specifically, the trapezoidal rule is used:

$$J_1 \doteq \frac{h_Z}{2} \sum_{j=1}^{N_X-1} s_{1,j}^2 w_j, \quad J_2 \doteq \frac{h_Y}{2} \sum_{k=1}^{N_Y-1} s_{2,k}^2 w_k, \quad J_3 \doteq \frac{h_X}{2} \sum_{j=1}^{N_X-1} s_{3,j}^2 w_j, \quad J_4 \doteq \frac{h_Y}{2} \sum_{k=1}^{N_Y-1} s_{4,k}^2 w_k. \quad (60)$$

Once all criteria $\{J_i\}_{(i=1,\dots,4)}$ evaluated, to prepare the calculation of their gradients, two adjoint problems per sub-domain Ω_i ($i = 1, \dots, 4$) need be solved to get the co-state functions p_i and q_i . Using again second-order central differencing, the unknown variables λ_i and μ_i are calculated by the same direct solver for $i = 1, \dots, 4$, and the co-state variables p_i and q_i are then computed straightforwardly.

Then, the partial derivatives of p_i and q_i along the two controlled interfaces are approximated by second-order one-sided finite-differences. Consequently, nodal values along these interfaces are known for the gradients $G_{i,j,k}$ ($i, j = 1, \dots, 4$; $k = 1, \dots, N_Z - 1$ where Z stands for X or Y) in (32). We also set $G_{i,j,k} = 0$ at endpoints ($k = 0$ and N_Z). The integral in (32) is approximated by the trapezoidal rule:

$$J'_i \doteq \sum_{j=1}^4 \sum_{k=1}^{N_Z} G_{i,j,k} v'_{j,k} h_Z \quad (i = 1, \dots, 4) \quad (61)$$

Hence, the discrete gradient of the criterion J_i w.r.t. the nodal values of the control v_j is given by:

$$\frac{\partial J_i}{\partial v_{j,k}} \doteq G_{i,j,k} h_Z \quad (62)$$

For each criterion J_i , four such discrete gradients are calculated (one per control v_j), except that one of them is equal to 0. These four vectors are assembled in one, thereafter denoted ∇J_i , of dimension $2(N_X + N_Y - 2)$.

Now, knowing (second-order approximations of) the criteria $\{J_i\}_{(i=1,\dots,4)}$ and their gradients $\{\nabla J_i\}_{(i=1,\dots,4)}$ w.r.t. the $2(N_X + N_Y - 2)$ nodal controls, we need to set up a strategy to iterate on these controls to satisfy the matching conditions at convergence.

5 Gradient-based coordination iterations

Our main objective is to compare the standard steepest-descent method with the *Multiple-Gradient Descent Algorithm (MGDA)* as potential iterative methods to satisfy the matching conditions by driving the defect functionals to 0.

5.1 Conventional steepest-descent method

In the conventional approach, one considers a *single matching defect measure*, treating all interfaces as one:

$$J = \sum_{i=1}^4 J_i \quad (63)$$

The discrete gradient is then simply equal to the sum of the individual contributions of the interfaces:

$$\nabla J = \sum_{i=1}^4 \nabla J_i \quad (64)$$

The above global criterion can then be driven to 0 by the classical *steepest-descent method* [1] [7]: at iteration ℓ , the control v is updated proportionally to (the opposite of) the discrete gradient:

$$v^{(\ell+1)} = v^{(\ell)} - \rho_\ell \nabla J^{(\ell)} \quad (65)$$

for some appropriate positive step-size ρ_ℓ (see below), and a new compound solution $u^{(\ell+1)}$ is calculated, the defect-functional and its gradient reevaluated, and so on until a satisfactory convergence is achieved.

Strictly speaking, in the standard steepest-descent method, once the direction of search is identified, by the calculation of the gradient $\nabla J^{(\ell)}$, the step-size ρ_ℓ is defined via a one-dimensional minimization:

$$\rho_\ell = \text{Argmin}_\rho j(\rho); \quad j(\rho) := J\left(v^{(\ell)} - \rho \nabla J^{(\ell)}\right) \quad (66)$$

This minimization is usually carried out by a numerical procedure. However here, we know of an additional information: the targeted value of J is known: $J = 0$. An estimation of the variation of J is given by the differential:

$$\delta J = \nabla J^{(\ell)} \cdot \delta v^{(\ell)} = -\rho_\ell \left\| \nabla J^{(\ell)} \right\|^2 \quad (67)$$

Hence, the step-size expected to diminish $J^{(\ell)}$ of the amount $\delta J = -\varepsilon J^{(\ell)}$ is estimated to be:

$$\rho_\ell = \frac{\varepsilon J^{(\ell)}}{\left\| \nabla J^{(\ell)} \right\|^2} \quad (68)$$

In particular for $\varepsilon = 1$, we get the quasi-Newton method since the employed discrete gradient is only approximately equal to the gradient of the discrete J .

5.2 Multiple-gradient descent algorithm (MGDA)

In this subsection, we propose an alternative coordination algorithm in which the matching of the sub-solutions is treated as a multi-objective optimization problem, considering that all defect-functionals J_i 's should be driven to 0 concurrently.

In the *Multiple Gradient Descent Algorithm* MGDA (see [4] for a detailed definition and convergence proof), once the individual discrete gradients,

$$\mathbf{u}_i = \nabla J_i \quad (i = 1, \dots, 4) \quad (\mathbf{u}_i \in \mathbb{R}^N) \quad (69)$$

are known, one considers the convex hull \overline{U} of these vectors, and identifies its minimum-norm element ω :

$$\left\{ \begin{array}{l} \omega = \text{Argmin}_{\mathbf{u} \in \overline{U}} \|\mathbf{u}\|^2 \\ \overline{U} = \left\{ \mathbf{u} \in \mathbb{R}^N / \mathbf{u} = \sum_{i=1}^4 \alpha_i \mathbf{u}_i; \alpha_i \geq 0 (\forall i); \sum_{i=1}^4 \alpha_i = 1 \right\} \end{array} \right. \quad (70)$$

In our problem, the dimension N is the number of nodal controls:

$$N = 2(N_X + N_Y - 2) \quad (71)$$

In Appendix A, a special parameterization of the convex hull is proposed to facilitate the determination of the element ω by a numerical optimization procedure.

Then, once the element ω is determined, if $\omega = 0^1$, the current iterate is, or is treated as Pareto stationary. But here, the Pareto front is made of only one point corresponding to $J_i = 0$ for all i . This situation corresponds to full convergence of the coordination algorithm. Otherwise ($\omega \neq 0$), $-\omega$ is a descent direction for all criteria simultaneously. Thus, (65) is replaced by:

$$v^{(\ell+1)} = v^{(\ell)} - \rho_\ell \omega^{(\ell)} \quad (72)$$

Here again, we propose to adjust the step-size ρ_ℓ according to (68). However, it is not clear here that the proper scaling corresponds to $\varepsilon \sim 1$.

¹In the numerical implementation, this condition is relaxed to be: $\|\omega\| < TOL$, for a given tolerance TOL .

6 Numerical experimentation

6.1 Test-case

Let a and b be two adjustable constants, and:

$$\begin{cases} \psi = (x+a)^2 + (y+b)^2 & (-1 \leq x \leq 1) & (-1 \leq y \leq 1) \\ \tau = \frac{1}{\ln(a^2 + b^2)} \\ \phi = \tau \ln \psi \\ f^{(x)} = 1 - x^2 & f^{(y)} = 1 - y^2 \\ u_e = f^{(x)} f^{(y)} \phi \end{cases} \quad (73)$$

As a result, ϕ is a harmonic function:

$$\Delta \phi = 0 \quad (74)$$

and this permits us to simplify somewhat the expression of the Laplacian of u_e :

$$\begin{aligned} \Delta u_e &= \Delta \left(f^{(x)} f^{(y)} \right) \phi + 2 \nabla \left(f^{(x)} f^{(y)} \right) \cdot \nabla \phi + \left(f^{(x)} f^{(y)} \right) \Delta \phi \\ &= -2 \left(f^{(x)} f^{(y)} \right) \phi + 2 \nabla \left(f^{(x)} f^{(y)} \right) \cdot \nabla \phi \end{aligned} \quad (75)$$

$$= -f_e \quad (76)$$

where

$$f_e = 2 \left(f^{(x)} f^{(y)} \right) \phi + \frac{8\tau}{\psi} \left[x(x+a)f^{(y)} + y(y+b)f^{(x)} \right] \quad (77)$$

Hence, for $f = f_e$, the exact solution of the continuous problem is $u = u_e$.

The constants a and b have been introduced to destroy the symmetry in the solution. More specifically, the following settings were made: $a = \frac{5}{4}$ and $b = \frac{3}{4}$. The corresponding problem has been discretized and solved using either one domain to establish a reference, or four to experiment multi-criterion optimization algorithms.

The single-domain discrete solution u_h is depicted in FIG. 2 as a surface in 3D, and the corresponding contour map is given more precisely in FIG. 3.

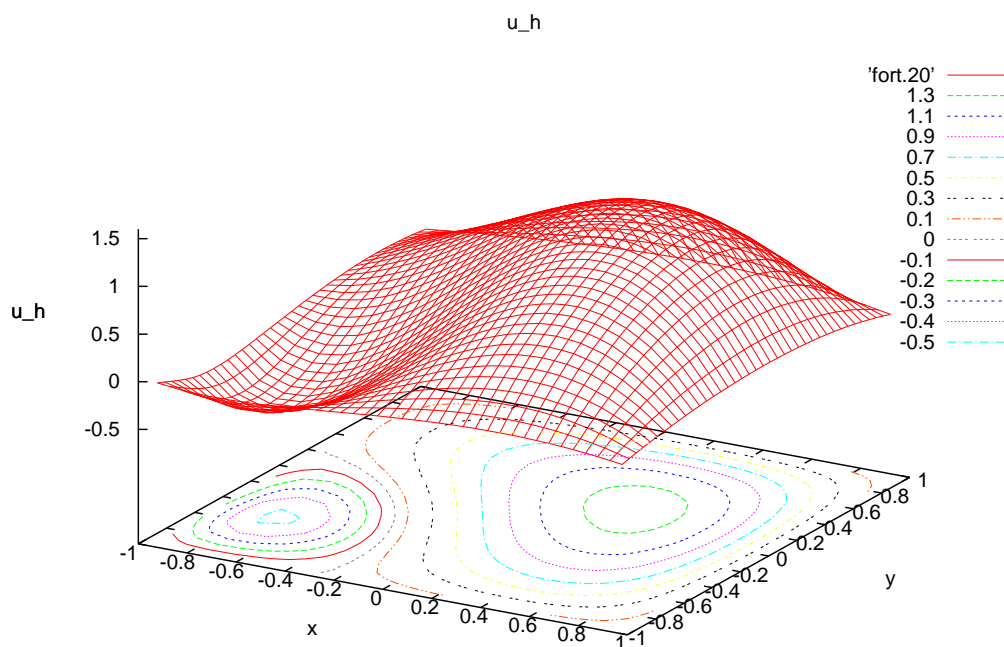


Figure 2: Single-domain discrete solution u_h

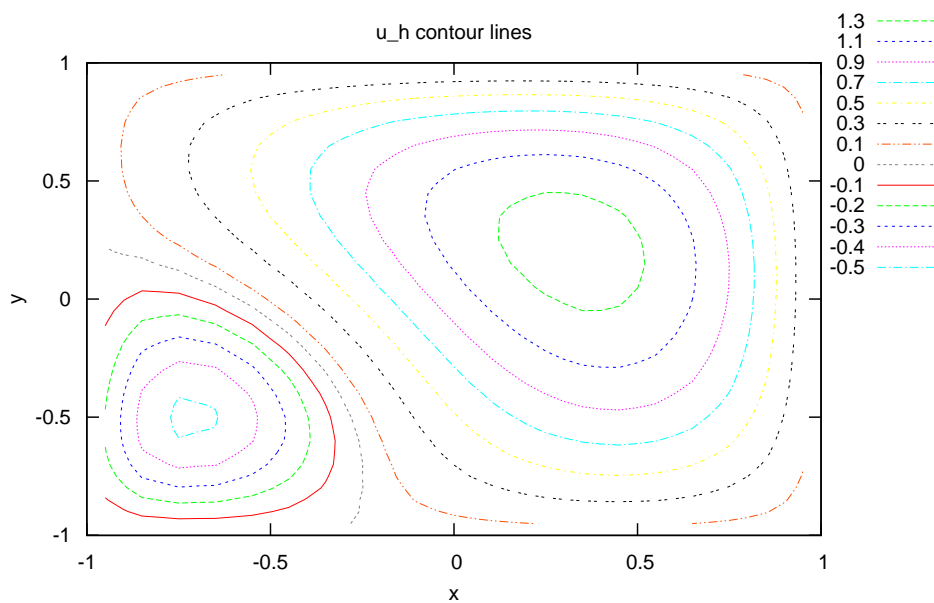


Figure 3: Single-domain discrete solution u_h ; contour map

6.2 Quasi-Newton steepest descent

In a first series of numerical experiments, the steepest-descent method was applied to drive to 0 the global criterion J . After a few trials, it appeared that best convergence was achieved by setting ε to 1 in (68), which corresponds to the quasi-Newton method.

Two experiments are reported presently. They differ in the setting of the initial interface conditions. In the first, the v_i 's are initially assigned the restriction to the corresponding interface of the exact solution u_e , which differs from the discrete solution by truncation errors. In this case, iterative errors are initially very small, which permits the asymptotic convergence to be assessed. In the second experiment, the controls are initially set to 0 in order to assess the global convergence.

Asymptotic convergence. The convergence history of the global criterion J as well as its individual parts, $\{J_i\}_{(i=1,\dots,4)}$ is represented in FIG. 4. The criterion J , in 20 iterations, goes from 2.9×10^{-2} to a level below 10^{-4} . Note that J_4 is somewhat smaller in magnitude and more subject to oscillations.

Global convergence. The convergence history of the global criterion J as well as its individual parts, $\{J_i\}_{(i=1,\dots,4)}$ is represented in FIG. 5. The criterion J , in 200 iterations, is reduced by 8 orders of magnitude. The different criteria, apart from small oscillations, converge at essentially the same rate. In a linear convergence process, this rate is imposed by the most persistent mode, present in all criteria when the initial condition is arbitrary.

Convergence of the gradients. The evolution of the four gradients $\{\partial J / \partial v_i\}_{(i=1,\dots,4)}$ over 200 iterations is given on FIG. 6-FIG. 9. They appear as high-frequency modes. Each one vanishes asymptotically over the corresponding interface.

Discrete solution. The four-domain discrete solution is found perfectly smooth, in fact even smoother than the single-domain discrete solution. This is due to a higher degree of iterative convergence.

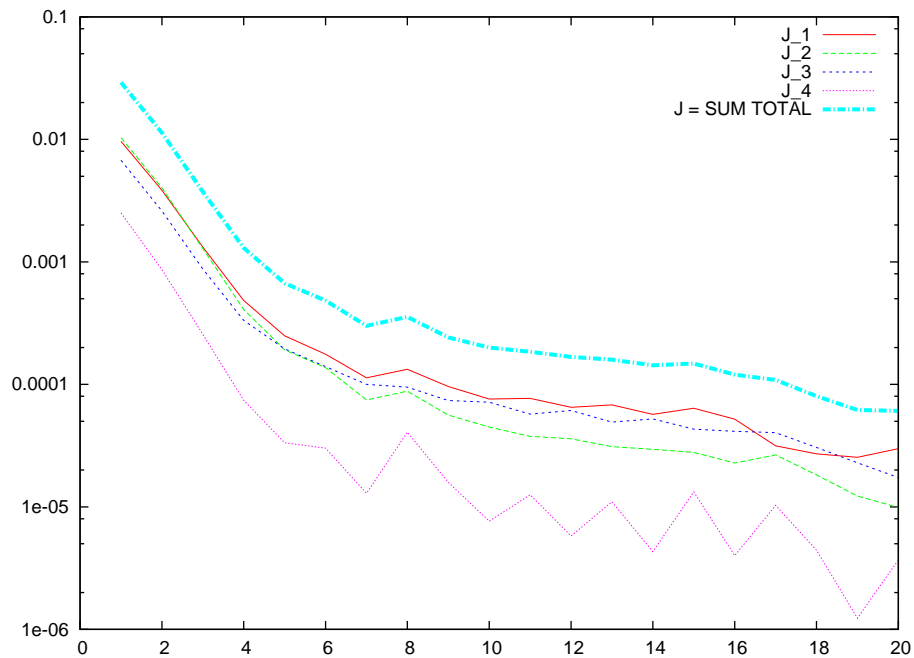


Figure 4: Quasi-Newton steepest descent - convergence history of criteria (discretized continuous solution imposed initially at interfaces)

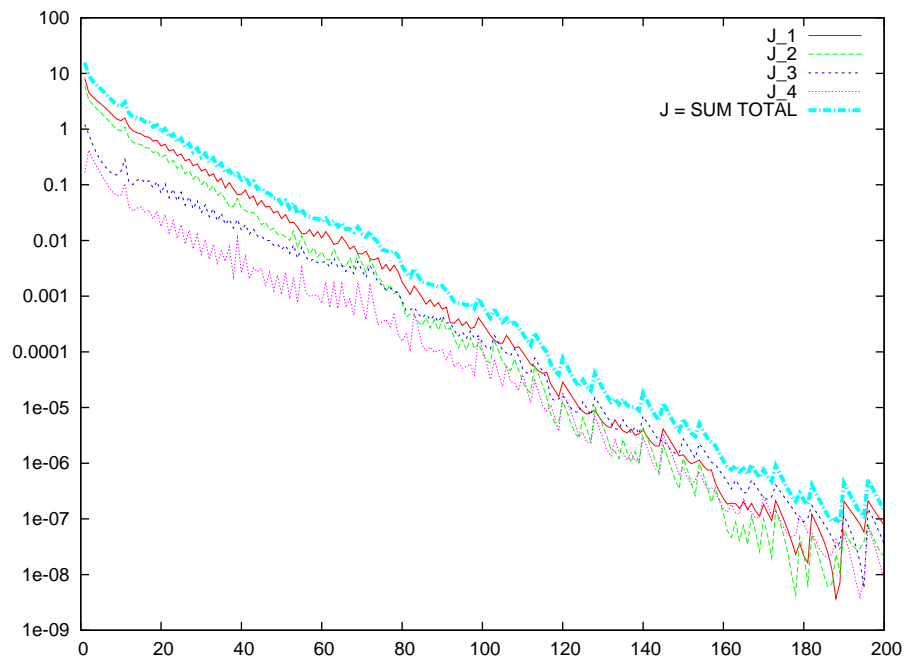
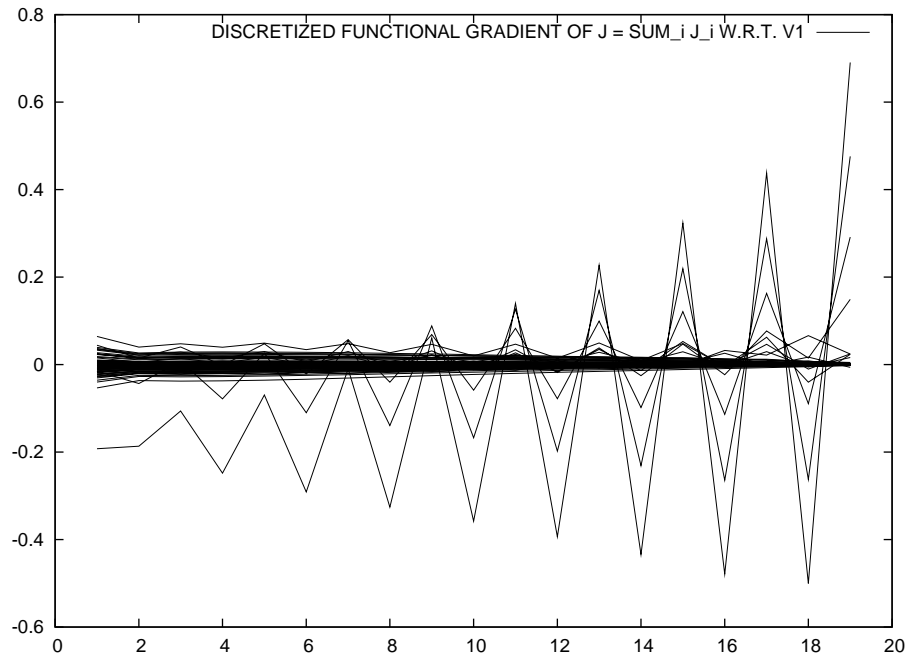
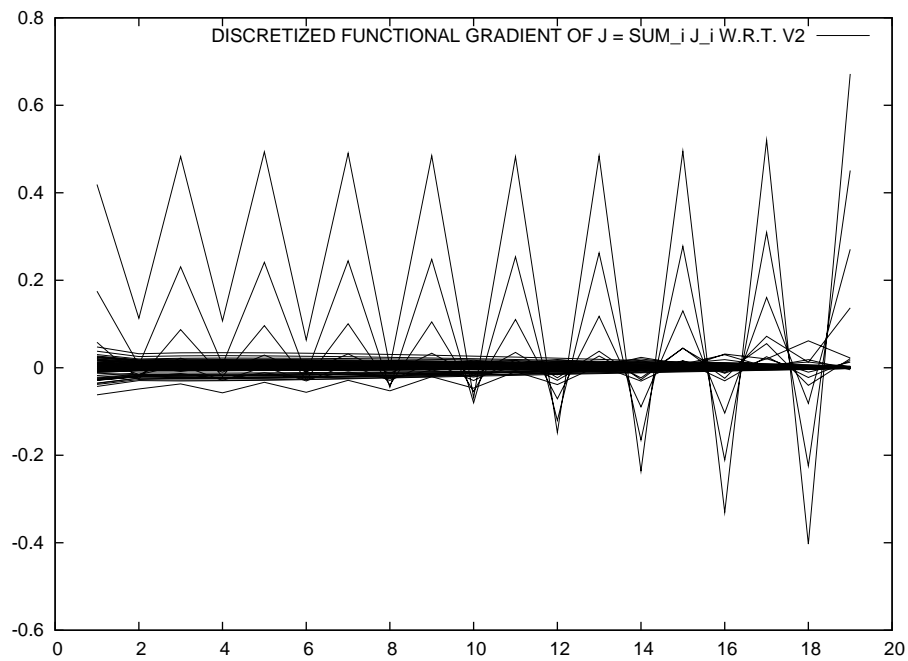
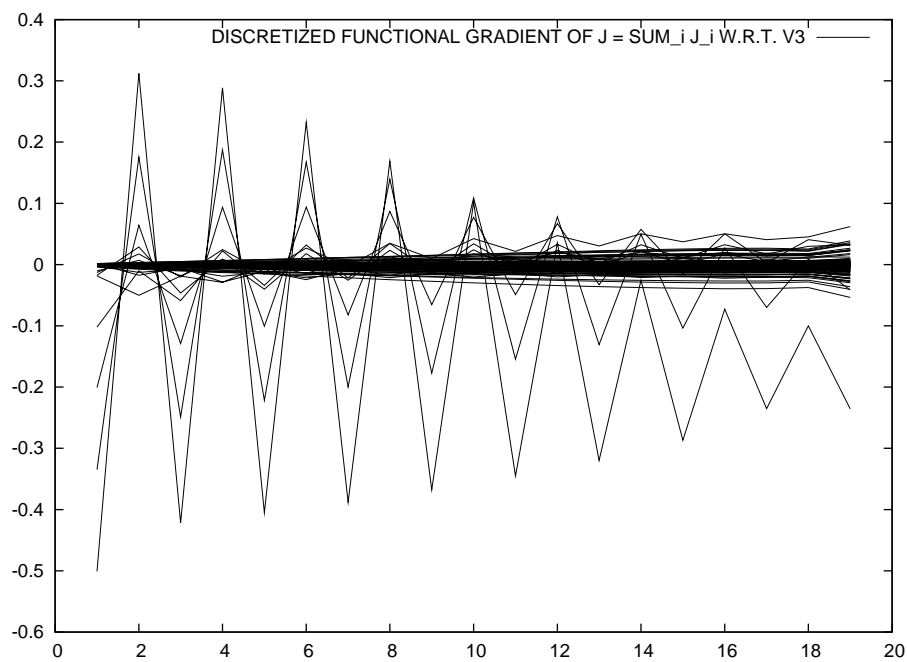
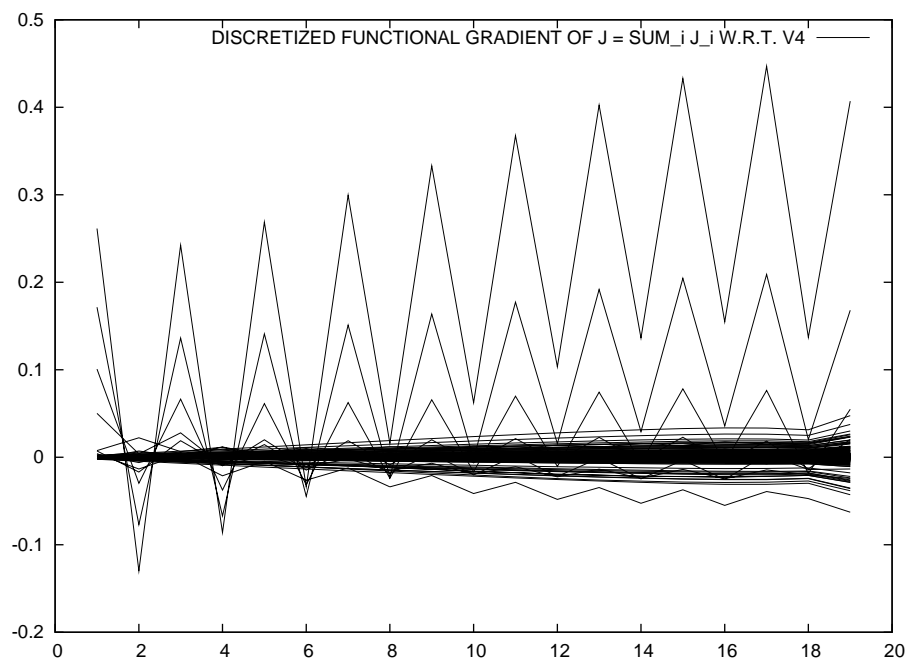
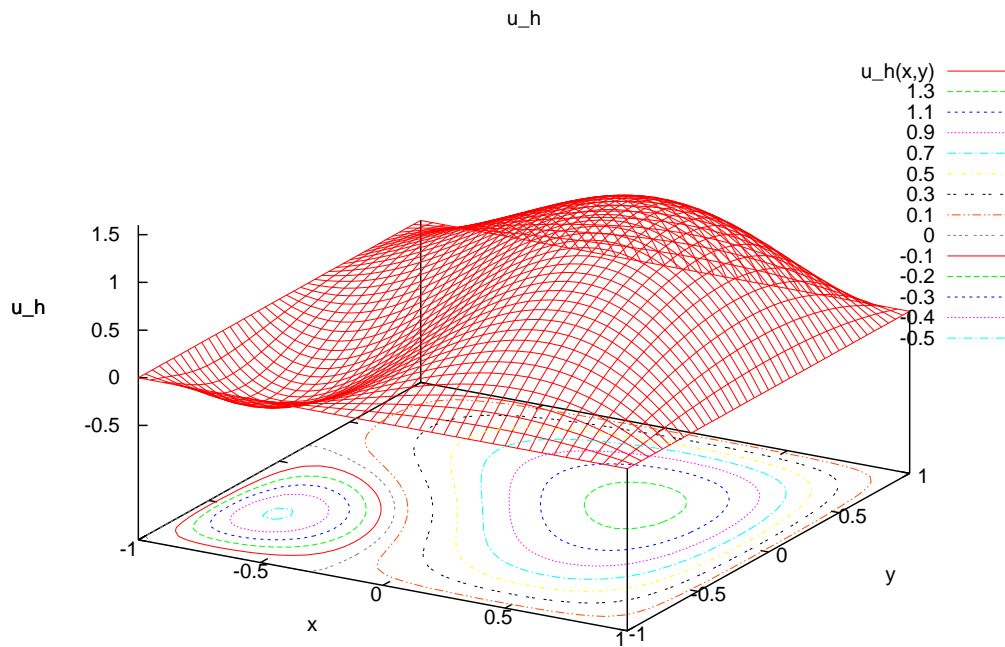
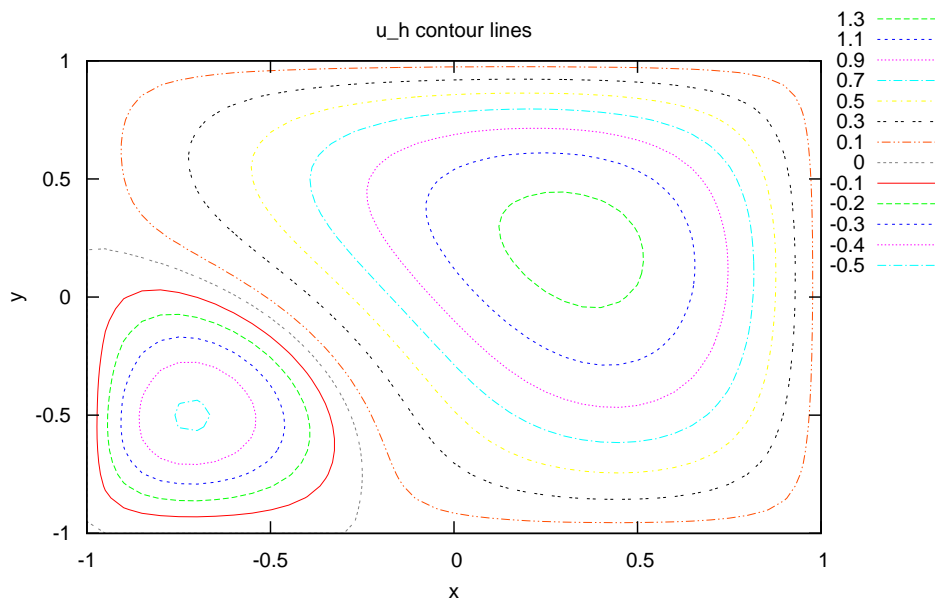


Figure 5: Quasi-Newton steepest descent - convergence history of criteria (zero initial interface conditions)

Figure 6: Quasi-Newton steepest descent - 200 iterations of $\partial J/\partial v_1$ Figure 7: Quasi-Newton steepest descent - 200 iterations of $\partial J/\partial v_2$

Figure 8: Quasi-Newton steepest descent - 200 iterations of $\partial J/\partial v_3$ Figure 9: Quasi-Newton steepest descent - 200 iterations of $\partial J/\partial v_4$

Figure 10: Four-domain discrete solution u_h Figure 11: Four-domain discrete solution u_h ; contour map

6.3 Basic MGDA

Practical determination of the minimum-norm element ω . In the experiments of this section, at each iteration, the 3 parameters c_1 , c_2 and c_3 of (101) have been discretized uniformly by step of 0.01, and ω was set equal to the vector of minimum norm among the essentially 10^6 corresponding candidates. The resulting vector was therefore a very coarse approximation of the actual vector ω .

Asymptotic convergence For this experiment, the discretized continuous solution is again imposed initially at the interfaces. The convergence history of the above basic algorithm is indicated in FIG. 12 for 20 iterations. After some initial adjustment, the trend is towards decaying, but at a deceiving slow rate.

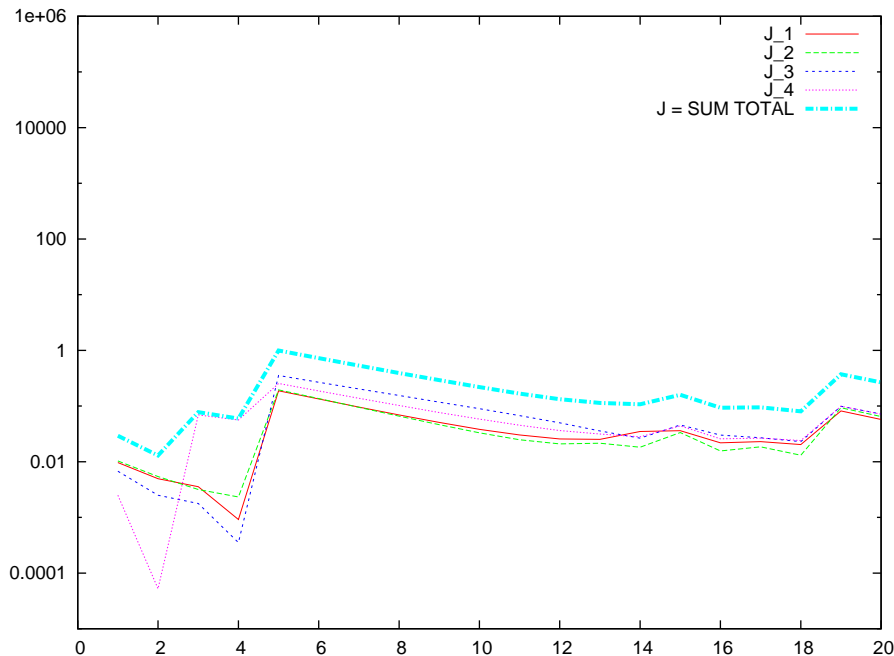


Figure 12: Basic MGDA - asymptotic convergence history of criteria

In an attempt to explain this poor convergence, the following observation was made: suppose the gradients of the individual criteria, $\{\partial J_i / \partial v\}_{(i=1, \dots, 4)}$, are very different in magnitude. Remember that in a linear iterative process, unless initial conditions are very special, all quantities converge at the same rate, say $C\rho^{(iter)}$, where ρ is the spectral radius, and C a constant which depends on the quantity considered. For example, in the previous experiment, J_4 itself was observed to be somewhat smaller than the other criteria, and so was its gradient. Then, the convex-hull minimum-norm element ω is paradoxically dominated by the gradient of smallest magnitude, since in the convex combination of the gradients, putting the largest weight on the smallest has the effect of reducing the norm of the combination. But this is not efficient, since this gradient corresponds to the already small criterion for which minimization is the least necessary. This observation has led us to calculate the direction ω as the minimum-norm element in the convex hull of *normalized gradients*. Here, the normalization was made by scaling each gradient to the corresponding value of the individual criterion. In other words, *logarithmic gradients* were considered. In fact, that is exactly what Newton's method does with the global criterion J .

The above experiment was then repeated, using logarithmic gradients to determine the vector ω . The corresponding convergence history is indicated in FIG. 13. This new result is now found

very similar to the analogous result previously achieved by the quasi-Newton method (FIG. 4). The importance of scaling is therefore confirmed.

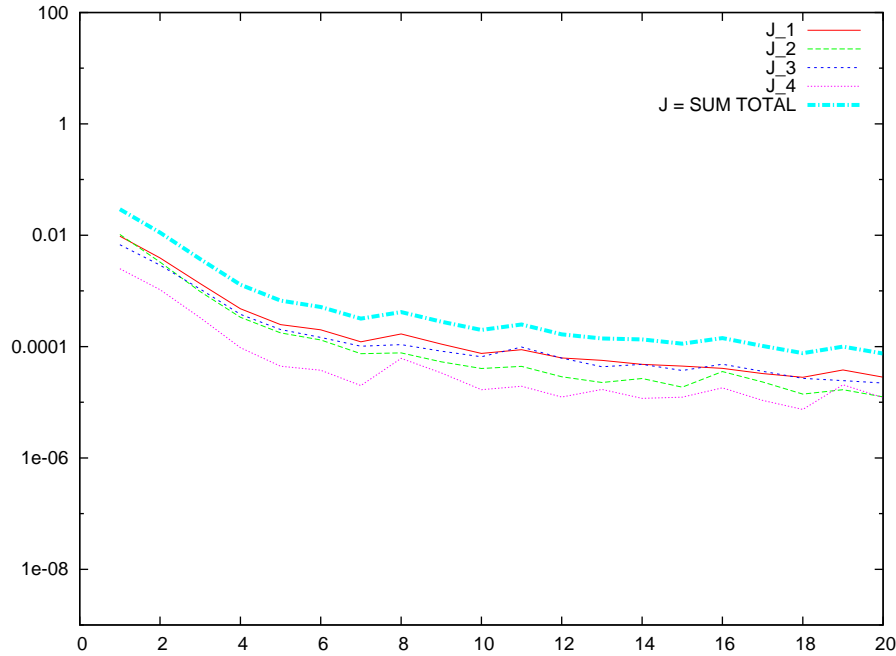
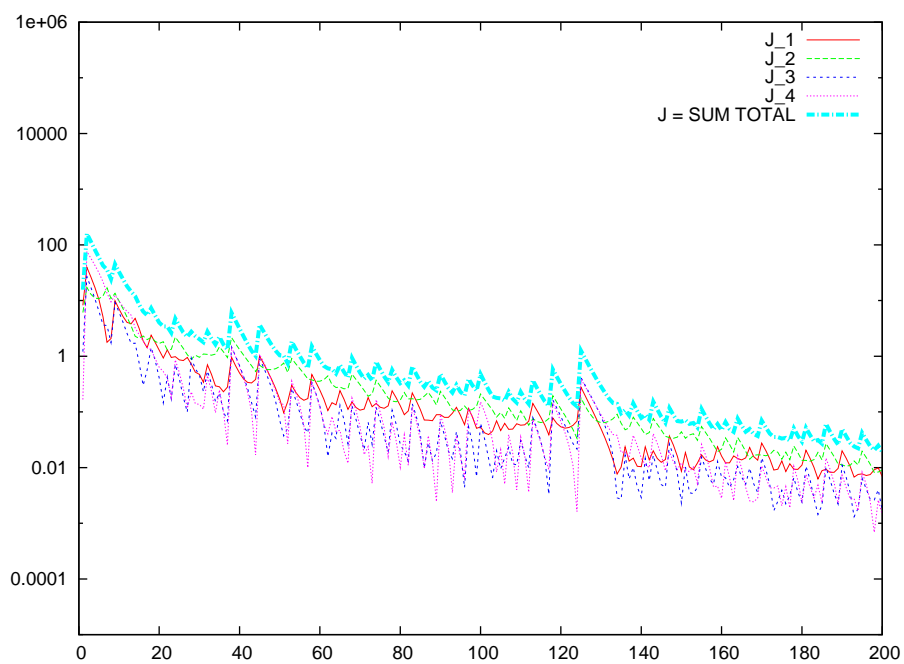
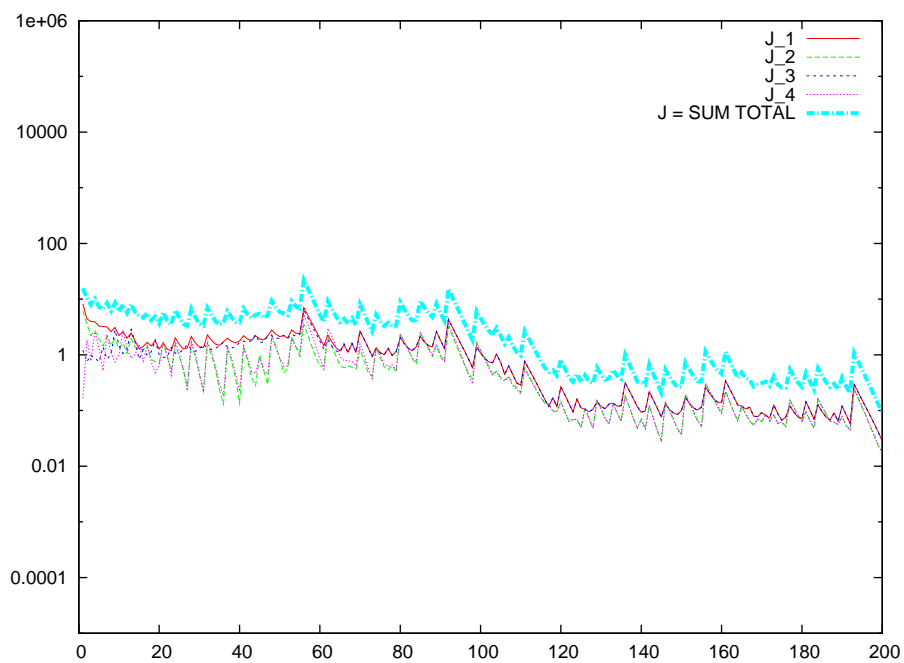


Figure 13: *MGDA* based on logarithmic gradients - asymptotic convergence history of criteria

Global convergence. All interface controls v_i 's are initially set to 0. The resulting convergence history over 200 iterations is indicated in FIG. 14 for the basic algorithm, and in FIG. 15 for the scaled algorithm based on logarithmic gradients. The first algorithm seems to converge, but at a very slow rate. The second seems to be subject to accidents and to experience a difficulty to enter the asymptotic convergence phase. The criteria stagnate. This may be caused by many factors on which future investigation will focus:

- the insufficiently accurate determination of ω ;
- the non-optimality of the scaling of gradients;
- the non-optimality of the step-size, the parameter ε in (68) being maintained equal to 1 throughout;
- the large dimension of the design space, here 76 (4 interfaces associated with 19 d.o.f.'s).

Figure 14: Basic *MGDA*: global convergenceFigure 15: Basic *MGDA* based on logarithmic gradients: global convergence

6.4 MGDA II

Recently, a variant, *MGDA II*, has been proposed in which the descent direction is calculated by a direct procedure, which provides a valuable simplification of implementation [5]. This new algorithm is now presented again along with a new variant (*MGDA II b*), and tested on the DDM problem.

Basic definition, scaling. In *MGDA II*, the possibility to prescribe scales for the gradients, $\{S_i\}_{(i=1,\dots,n)}$ ($S_i > 0 (\forall i)$) is offered. In the following experiments, at a given iteration, these scales are either set all equal to 1 (“no scaling prescribed”), or equal to the current values of the criteria (“prescribed scaling”):

$$S_i = J_i \quad (i = 1, \dots, 4); \quad (78)$$

the latter implies that the descent direction is based on *logarithmic gradients*.

Assuming that the gradients form a linearly-independent family, an assumption never contradicted in the numerical experiments, a family of orthogonal, but usually not orthonormal vectors are formed $\{u_i\}_{(i=1,\dots,n)}$ according to the following:

$$u_1 = \frac{J'_1}{A_1} \quad (79)$$

where $A_1 = S_1$, and, for $i = 2, 3, \dots, n$:

$$u_i = \frac{J'_i - \sum_{k < i} c_{i,k} u_k}{A_i} \quad (80)$$

where:

$$\forall k < i : c_{i,k} = \frac{(J'_i, u_k)}{(u_k, u_k)} \quad (81)$$

and

$$A_i = \begin{cases} S_i - \sum_{k < i} c_{i,k} & \text{if nonzero} \\ \varepsilon_i S_i & \text{otherwise} \end{cases} \quad (82)$$

for some arbitrary, but small ε_i ($0 < |\varepsilon_i| \ll 1$).²

The minimum-norm element in the convex of the family $\{u_i\}_{(i=1,\dots,n)}$ is given by:

$$\omega = \sum_{i=1}^n \alpha_i u_i \quad (83)$$

and one finds:

$$\alpha_i = \frac{1}{\|u_i\|^2 \sum_{j=1}^n \frac{1}{\|u_j\|^2}} = \frac{1}{1 + \sum_{j \neq i} \frac{\|u_i\|^2}{\|u_j\|^2}} < 1 \quad (84)$$

which confirms that ω does belong to the interior of the convex hull, so that:

$$\forall i : \alpha_i \|u_i\|^2 = \frac{\lambda}{2} \quad (\text{a constant; Lagrange multiplier}), \quad (85)$$

and:

$$\forall k : (u_k, \omega) = \alpha_k \|u_k\|^2 = \frac{\lambda}{2}. \quad (86)$$

Convening that $\varepsilon_i = 0$ in the regular case ($S_i \neq \sum_{k < i} c_{i,k}$), and otherwise by modifying slightly the definition of the scaling factor according to

$$S'_i = (1 + \varepsilon_i) S_i, \quad (87)$$

²In this section, J'_i denotes the gradient of J_i , and no longer the first variation.

the following holds:

$$(S_i'^{-1} J_i', \omega) = \frac{\lambda}{2} \quad (\forall i) \quad (88)$$

that is, the same positive constant [5].

As a result of this direct and fast construction, the vector ω is usually different from the former definition, except in special cases, as for example, when $n = 2$ and the angle between the two gradients is obtuse. Nevertheless, the new ω also provides a descent direction common to all criteria, scaled essentially as initially prescribed.

Automatic rescaling: MGDA II b. The examination of the case $n = 2$ has led us to propose a slightly different handling of the scales. Here, one lets

$$A_i = S_i - \sum_{k=1}^{i-1} c_{i,k} \quad (89)$$

only when this number is strictly-positive. Otherwise, the scale S_i is redefined (“automatic rescaling”) as follows:

$$S_i = \sum_{k=1}^{i-1} c_{i,k} \quad (90)$$

and one sets: $A_i = \varepsilon_i S_i$.

The result in (88) is still valid, and it now provides an information on gradients that have been weighted as prescribed whenever $S_i > \sum_{k=1}^{i-1} c_{i,k}$, and otherwise by the procedure itself. This rescaling procedure is certainly perfectible.

Convergence experiments and discussion. *MGDA II* has been tested on the partitioning problem in the four possible options corresponding to “no scaling prescribed” vs “prescribed scaling”, and “automatic rescale off” vs “on”. In *MGDA II b*, when $\sum_{k<i} c_{i,k}$ was found greater or equal the prescribed S_i ($=1$ or J_i), ε_i was set to 0.01 (and maintained to 0 otherwise).

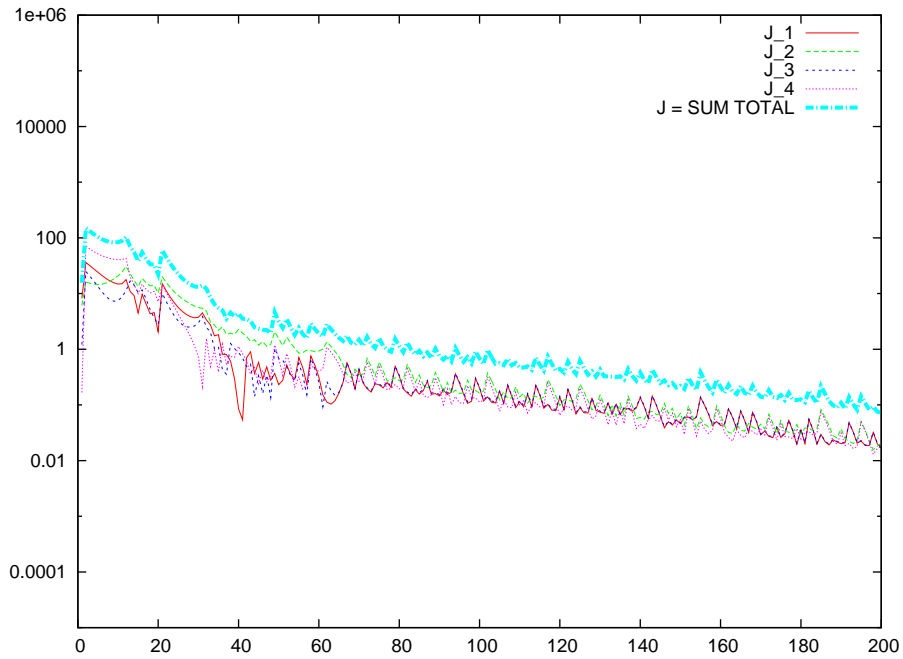
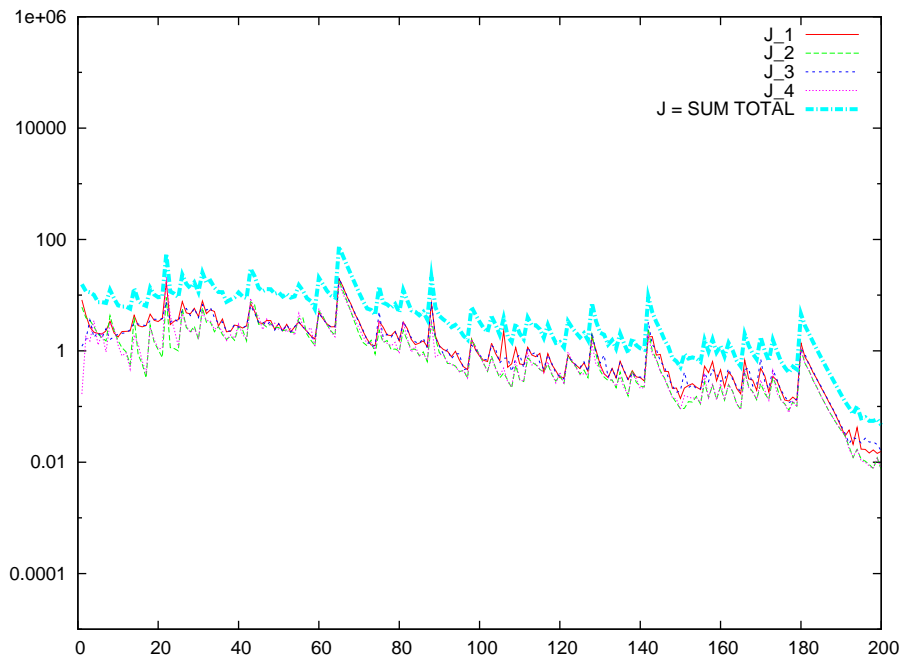
A first observation was made: the new procedure for determining ω is much faster, and *MGDA II* seems to be less sensitive to round-off errors.

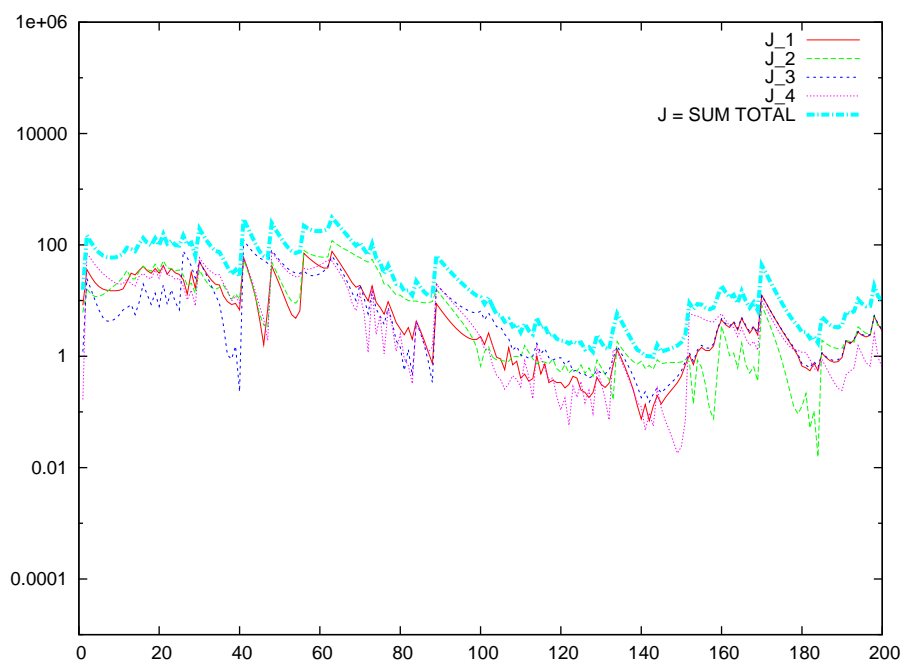
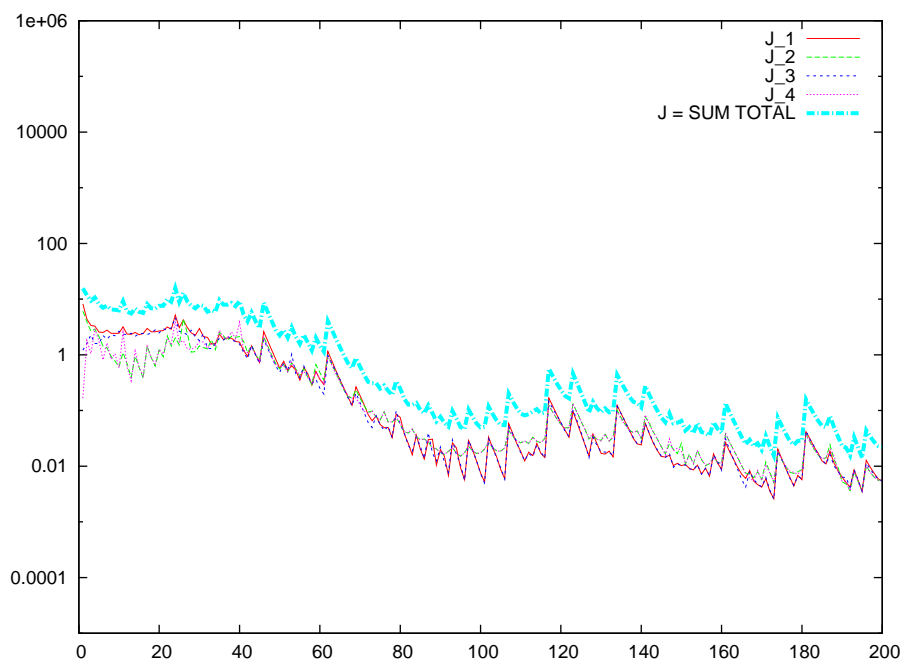
In FIG. 16 and FIG. 17, the automatic rescale is off, and the effect of scaling alone is evaluated. Over the first 200 iterations, the result is about the same. However the scaled version indicates a trend to convergence acceleration to be confirmed.

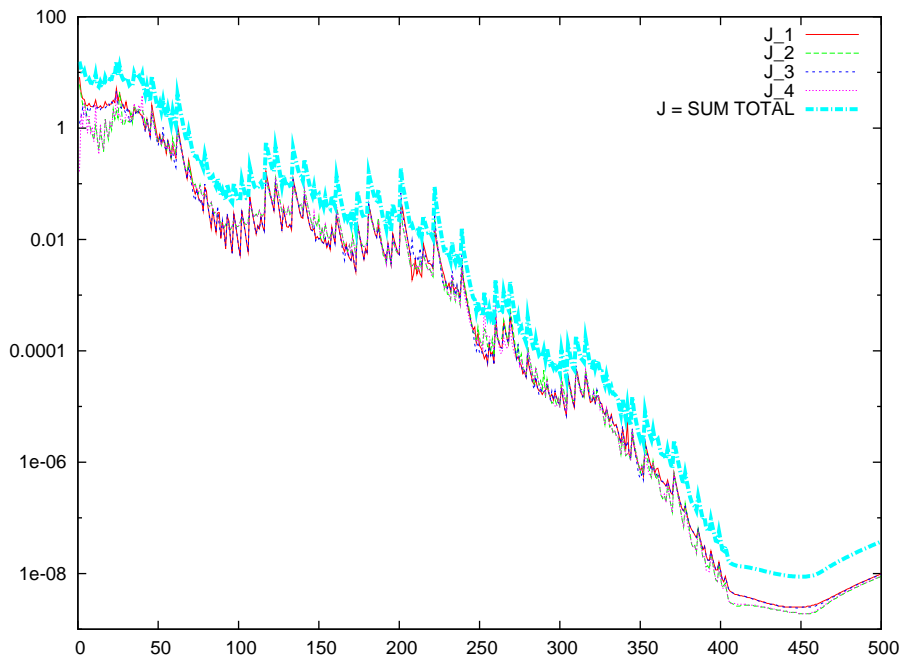
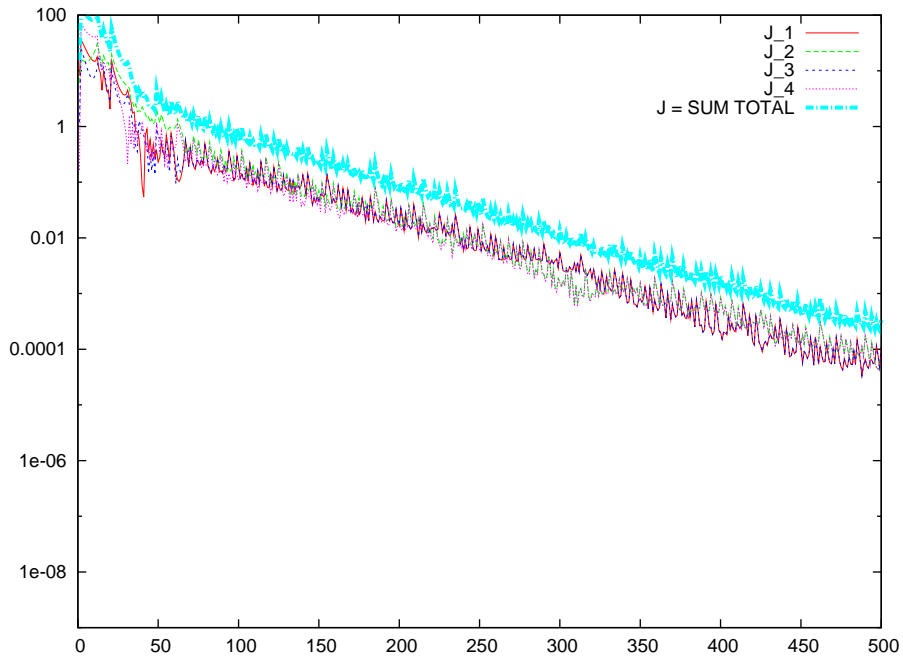
In FIG. 18 and FIG. 19, the automatic rescale is on, and the option of prescribed scaling is off/on. Again a better convergence is achieved when scales are prescribed.

In order to confirm these results, the best option “prescribed scales and automatic rescale” is compared with the basic method in FIG. 20 and FIG. 21 over 500 iterations. The trends indicate a linear convergence for the first method, and a seemingly-quadratic convergence for the second. Compared to the quasi-Newton method of FIG. 5, *MGDA II b* is grossly-speaking twice slower, but it indicates a more definite trend to asymptotic convergence acceleration.

One last remark: in these experiments, we observe that scaling has the effect of making the convergence curves associated with the different criteria closer to one another.

Figure 16: *MGDA II*, no scaling prescribedFigure 17: *MGDA II*, prescribed scaling

Figure 18: *MGDA II*, no scaling prescribed, automatic rescaleFigure 19: *MGDA II b*, prescribed scaling, automatic rescale



7 Conclusion

In this report, various versions of the *Multiple-Gradient Descent Algorithm* (*MGDA*) have been tested numerically over a domain-partitioning problem treated as a multi-objective problem in which matching defect integrals at the different interfaces are to be minimized concurrently, and in fact, all driven to 0.

The major objective of this experimentation was to assess the potential of the *MGDA* to handle multi-objective problems in which the finite-dimensional setting was the result of discretization, thus approaching a more general functional setting. In this respect, the demonstration was made. Indeed convergence was achieved by the *MGDA*. However the quasi-Newton method applied to the agglomerated criterion was globally found more efficient, but in the most sophisticated version (*MGDA II b*), the algorithm seems to demonstrate a promising asymptotically-quadratic convergence.

Thus, if the convergence was not always found satisfactory, several observations should temper this conclusion, and many promising directions of improvement can be envisaged:

- in the problem under study, the Pareto set was reduced to the single point corresponding to all criteria equal to 0 associated with the unique solution of the discretized Poisson problem; this situation is really atypical of standard multi-objective problems; additionally, the criteria to be minimized were not really antagonistic, since they all converged at almost the same rate with the quasi-Newton method, leaving little possibility of improvement from the start; for these two reasons *MGDA* has been tested in a very straining situation for which it was not devised originally;
- the large dimension of the design space, here 76 (4 interfaces associated with 19 d.o.f.'s), was probably a handicap;
- a robust procedure to define the step-size should be devised; in our experiments, the parameter ε was maintained equal to 1 throughout;
- the determination of ω in the basic method should be made more accurately;
- the scaling of gradients was found important; alternatives to the *logarithmic gradients* should be analyzed and rationalized; more generally, preconditioning remains an open question;
- the *MGDA II* variant was found faster and more robust;
- at present, our most sophisticated algorithm, *MGDA II b*, also involves an automatic rescaling procedure; it indicates a definite trend to asymptotic convergence acceleration (quadratic convergence).

References

- [1] Gradient descent. Wikipedia: The Free Encyclopedia .
http://en.wikipedia.org/wiki/Gradient_descent.
- [2] K. Deb, A. Pratap, S. Agarwal, and T. Meyarivan. A fast and elitist multiobjective genetic algorithm: NSGA-II. In *IEEE Transactions on Evolutionary Computation*, volume 6 (2), pages 182–197. 2002.
- [3] J.-A. Désidéri. *Modèles discrets et schémas itératifs. Application aux algorithmes multigrilles et multidomains*. Editions Hermès, Paris, 1998. (352 p.).
- [4] J.-A. Désidéri. Multiple-Gradient Descent Algorithm (MGDA). Research Report 6953, INRIA, 2009. <http://hal.inria.fr/inria-00389811>.
- [5] J.-A. Désidéri. MGDA II: A direct method for calculating a descent direction common to several criteria. Research Report 7422, INRIA, April 2012. <http://hal.inria.fr/hal-00685762>.
- [6] J.-A. Désidéri. Multiple-gradient descent algorithm (mgda) for multiobjective optimization. *Comptes rendus - Mathématique*, 350(5-6):313–318, March 2012 .
<http://dx.doi.org/10.1016/j.crma.2012.03.014>.
- [7] Ph. E. Gill, W. Murray, and M. H. Wright. *Practical Optimization*. Academic Press, New York London, 1986.
- [8] R. Miettinen. *Nonlinear Multiobjective Optimization*. Kluwer Academic Publishers, Boston London Dordrecht, 1999.
- [9] A. Zerbinati, J.-A. Désidéri, and R. Duvigneau. Comparison between MGDA and PAES for Multi-Objective Optimization. Research Report 7667, INRIA, June 2011 .
<http://hal.inria.fr/inria-00605423>.

A Generalities about convex hulls and parameterization

Notations

$$\left\{ \begin{array}{l} \mathbf{u} = \sum_{i=1}^n \alpha_i \mathbf{u}_i; \{ \mathbf{u}_i \}_{(i=1, \dots, n)} : \text{given family of vectors in } \mathbb{R}^N \\ \text{constraints: } \forall i : \alpha_i \geq 0; \sum_{i=1}^n \alpha_i = 1 \end{array} \right. \quad (91)$$

Usually, but not necessarily : $N \geq n$.

Parameterization - The convex hull may parameterized by identifying the set of allowable coefficients $\{\alpha_i\}_{(i=1, \dots, n)}$. To satisfy the positivity condition automatically, one lets:

$$\alpha_i = \sigma_i^2 \quad (i = 1, \dots, n) \quad (92)$$

Then, the equality constraint

$$\sum_{i=1}^n \alpha_i = \sum_{i=1}^n \sigma_i^2 = 1 \quad (93)$$

states that

$$\sigma = (\sigma_1, \sigma_2, \dots, \sigma_n) \in S_n \quad (94)$$

where S_n is the unit sphere of \mathbb{R}^n , and precisely not \mathbb{R}^N . This sphere is easily parameterized using trigonometric functions of $n - 1$ independent arcs $\phi_1, \phi_2, \dots, \phi_{n-1}$:

$$\left\{ \begin{array}{l} \sigma_1 = \cos \phi_1 \cdot \cos \phi_2 \cdot \cos \phi_3 \cdot \dots \cdot \cos \phi_{n-1} \\ \sigma_2 = \sin \phi_1 \cdot \cos \phi_2 \cdot \cos \phi_3 \cdot \dots \cdot \cos \phi_{n-1} \\ \sigma_3 = 1 \cdot \sin \phi_2 \cdot \cos \phi_3 \cdot \dots \cdot \cos \phi_{n-1} \\ \vdots \\ \sigma_{n-1} = 1 \cdot 1 \cdot \dots \cdot \sin \phi_{n-2} \cdot \cos \phi_{n-1} \\ \sigma_n = 1 \cdot 1 \cdot \dots \cdot 1 \cdot \sin \phi_{n-1} \end{array} \right. \quad (95)$$

that is:

$$\sigma_i = \sin \phi_{i-1} \cdot \prod_{j=i}^{n-1} \cos \phi_j \quad (96)$$

with $\phi_0 = \frac{\pi}{2}$. It is sufficient to consider the portion of the sphere corresponding to $\phi_i \in [0, \frac{\pi}{2}]$ for all $i \geq 1$ since the sign of the σ_i 's makes no difference.

The usage of trigonometric functions is not really necessary, since one can let:

$$c_i = \cos^2 \phi_i \quad (i = 1, \dots, n) \quad (97)$$

and get:

$$\left\{ \begin{array}{l} \alpha_1 = c_1 \cdot c_2 \cdot c_3 \cdot \dots \cdot c_{n-1} \\ \alpha_2 = (1 - c_1) \cdot c_2 \cdot c_3 \cdot \dots \cdot c_{n-1} \\ \alpha_3 = 1 \cdot (1 - c_2) \cdot c_3 \cdot \dots \cdot c_{n-1} \\ \vdots \\ \alpha_{n-1} = 1 \cdot 1 \cdot \dots \cdot (1 - c_{n-2}) \cdot c_{n-1} \\ \alpha_n = 1 \cdot 1 \cdot \dots \cdot 1 \cdot (1 - c_{n-1}) \end{array} \right. \quad (98)$$

RR n° 7968

that is:

$$\alpha_i = (1 - c_{i-1}) \cdot \prod_{j=i}^{n-1} c_j \quad (99)$$

with $c_0 = 0$, and $c_i \in [0, 1]$ for all $i \geq 1$.

In this way, the constraints on the coefficients $\{\alpha_i\}$ have been replaced by the bounds 0 and 1 on the new parameters $\{c_i\}$, independently of one another. However, the criterion to be minimized,

$$\|\mathbf{u}\|^2 = \sum_{i=1}^n \sum_{j=1}^n \alpha_i \alpha_j (\mathbf{u}_i, \mathbf{u}_j) \quad (100)$$

is now a polynomial of possibly large degree, namely $2(n - 1)$, of the new parameters $\{c_i\}$.

In the particular case of the coordination of 4 sub-domains by *MGDA*, and independently of the degree of refinement of the spatial discretization controlled by the integers N_X and N_Y , $n = 4$, and once the 10 scalar products $(\mathbf{u}_i, \mathbf{u}_j)$ ($i, j = 1, \dots, 4$) calculated, the determination of the minimum-norm element ω is equivalent to minimizing a 6th-degree polynomial of (c_1, c_2, c_3) in the \mathbb{R}^3 unit cube (limits included):

$$\begin{cases} \alpha_1 = c_1 c_2 c_3 \\ \alpha_2 = (1 - c_1) c_2 c_3 \\ \alpha_3 = (1 - c_2) c_3 \\ \alpha_4 = (1 - c_3) \end{cases} \quad (101)$$

Contents

1	Introduction	3
2	Dirichlet problem, domain partitioning and matching defects	3
3	Adjoint problems and functional gradients	6
4	Discretization	9
5	Gradient-based coordination iterations	12
5.1	Conventional steepest-descent method	12
5.2	Multiple-gradient descent algorithm (<i>MGDA</i>)	13
6	Numerical experimentation	14
6.1	Test-case	14
6.2	Quasi-Newton steepest descent	16
6.3	Basic <i>MGDA</i>	21
6.4	<i>MGDA II</i>	24
7	Conclusion	29
A	Generalities about convex hulls and parameterization	31



**RESEARCH CENTRE
SOPHIA ANTIPOLIS – MÉDITERRANÉE**

2004 route des Lucioles - BP 93
06902 Sophia Antipolis Cedex

Publisher
Inria
Domaine de Voluceau - Rocquencourt
BP 105 - 78153 Le Chesnay Cedex
inria.fr

ISSN 0249-6399