



HAL
open science

Black-box optimization benchmarking of IPOP-saACM-ES and BIPOP-saACM-ES on the BBOB-2012 noiseless testbed

Ilya Loshchilov, Marc Schoenauer, Michèle Sebag

► **To cite this version:**

Ilya Loshchilov, Marc Schoenauer, Michèle Sebag. Black-box optimization benchmarking of IPOP-saACM-ES and BIPOP-saACM-ES on the BBOB-2012 noiseless testbed. Workshop Proceedings of the (GECCO) Genetic and Evolutionary Computation Conference, Jul 2012, Philadelphia, United States. hal-00690444

HAL Id: hal-00690444

<https://inria.hal.science/hal-00690444>

Submitted on 23 Apr 2012

HAL is a multi-disciplinary open access archive for the deposit and dissemination of scientific research documents, whether they are published or not. The documents may come from teaching and research institutions in France or abroad, or from public or private research centers.

L'archive ouverte pluridisciplinaire **HAL**, est destinée au dépôt et à la diffusion de documents scientifiques de niveau recherche, publiés ou non, émanant des établissements d'enseignement et de recherche français ou étrangers, des laboratoires publics ou privés.

Black-box optimization benchmarking of IPOP-s*_aACM-ES and BIPOP-s*_aACM-ES on the BBOB-2012 noiseless testbed

Ilya Loshchilov
TAO, INRIA Saclay
U. Paris Sud, F-91405 Orsay

Marc Schoenauer
TAO, INRIA Saclay
U. Paris Sud, F-91405 Orsay
firstname.lastname@inria.fr

Michèle Sebag
CNRS, LRI UMR 8623
U. Paris Sud, F-91405 Orsay

ABSTRACT

In this paper, we study the performance of IPOP-s*_aACM-ES and BIPOP-s*_aACM-ES, recently proposed self-adaptive surrogate-assisted Covariance Matrix Adaptation Evolution Strategies. Both algorithms were tested using restarts till a total number of function evaluations of $10^6 D$ was reached, where D is the dimension of the function search space. We compared surrogate-assisted algorithms with their surrogate-less versions IPOP-aCMA-ES and BIPOP-CMA-ES, two algorithms with one of the best overall performance observed during the BBOB-2009 and BBOB-2010.

The comparison shows that the surrogate-assisted versions outperform the original CMA-ES algorithms by a factor from 2 to 4 on 8 out of 24 noiseless benchmark problems, showing the best results among all algorithms of the BBOB-2009 and BBOB-2010 on Ellipsoid, Discus, Bent Cigar, Sharp Ridge and Sum of different powers functions.

Categories and Subject Descriptors

G.1.6 [Numerical Analysis]: Optimization—*global optimization, unconstrained optimization*; F.2.1 [Analysis of Algorithms and Problem Complexity]: Numerical Algorithms and Problems

General Terms

Algorithms

Keywords

Benchmarking, black-box optimization, evolution strategy, CMA-ES, self-adaptation, surrogate models, ranking support vector machine, surrogate-assisted optimization

1. INTRODUCTION

When dealing with expensive optimization objectives, the surrogate-assisted approaches proceed by learning a surro-

gate model of the objective, and using this surrogate to reduce the number of computations of the objective function in various ways.

Many surrogate modelling approaches have been used within Evolution Strategies (ESs) and Covariance Matrix Adaptation Evolution Strategy (CMA-ES): Radial Basis Functions network [9], Gaussian Processes [18], Artificial Neural Network [3], Support Vector Regression [13], Local-Weighted Regression [12, 1], Ranking Support Vector Machine (Ranking SVM) [17, 14, 10]. In most cases, the surrogate model is used as a filter (to select λ_{Pre} promising pre-children) and/or to estimate the fitness of some individuals in the current population. An example of surrogate-assisted CMA-ES with filtering strategy can be found in [14].

A well-known drawback of surrogate-assisted optimization is a strong dependence of the results on hyper-parameters used to build the surrogate model. Some optimal settings of hyper-parameters for a specific set of problems can be found by offline tuning, however for a new problem they are unknown in the black-box scenario. Moreover, the optimal hyper-parameters may dynamically change during the optimization of the function.

Motivated by this open issues, new self-adapted surrogate-assisted s*_aACM-ES algorithm have been proposed combining surrogate-assisted optimization of the expensive function and online optimization of the surrogate model hyper-parameters [15].

2. THE ALGORITHMS

2.1 The $(\mu/\mu_w, \lambda)$ -CMA-ES

In each iteration t , $(\mu/\mu_w, \lambda)$ -CMA-ES [7] samples λ new solutions $x_i \in \mathbb{R}^D$, where $i = 1, \dots, \lambda$, and selects the best μ among them. These μ points update the distribution of parameters of the algorithm to increase the probability of successful steps in iteration $t + 1$. The sampling is defined by a multi-variate normal distribution, $\mathcal{N}(m^t, \sigma^{t^2} C^t)$, with current mean of distribution m^t , $D \times D$ covariance matrix C^t and step-size σ^t .

The active version of the CMA-ES proposed in [8, 11] introduces a weighted negative update of the covariance matrix taking into account the information about $\lambda - \mu$ worst points as well as about μ best ones. The new version improves CMA-ES on 9 out of 12 tested unimodal functions by a factor up to 2, and the advantages are more pronounced in larger dimension. While the new update scheme does not guarantee the positive-definiteness of the covariance matrix,

it can be numerically controlled [8]. Since in our study we do not observe any negative effects of this issue, we will use aCMA-ES, the active version of the CMA-ES, for comparison with the surrogate-assisted algorithms.

2.2 The ** ACM-ES

The ** ACM-ES [15] is the surrogate-assisted version of the $(\mu/\mu_w, \lambda)$ -CMA-ES, where the surrogate model is used periodically instead of the expensive function for direct optimization. The use of Ranking SVM allows to preserve the property of CMA-ES of invariance with respect to rank-preserving transformation of the fitness function. The property of invariance with respect to the orthogonal transformation of the search space is preserved thanks to the definition of the kernel function by the covariance matrix, adapted during the search.

In ** ACM-ES we perform the following surrogate-assisted optimization loop: we optimize the surrogate model \hat{f} for \hat{n} generations by the CMA-ES, then we continue and optimize the expensive function $f(x)$ for one generation. To adjust the number of generations \hat{n} for the next time, the model error can be computed as a fraction of incorrectly predicted comparison relations that we observe, when we compare the ranking of the last λ evaluated points according to $f(x)$ and \hat{f} . The ** ACM-ES uses the generation of the CMA-ES as a black-box procedure, and it has been shown in [15], that the improvement of the CMA-ES from passive to active version (aCMA-ES) leads to a comparable improvement of its surrogate-assisted versions (** ACM-ES and ** aACM-ES).

The main novelty of the ** ACM-ES is the online optimization of the surrogate model hyper-parameters during the optimization of the fitness function. The algorithm performs the search in the space of model hyper-parameters, generating λ_{hyp} surrogate models in each iteration. The fitness of the model can be measured as a prediction error of the ranking on the last λ evaluated points. This allows the user to define only the range of hyper-parameters and let algorithm to find the most suitable values for the current iteration t .

The detailed description of ** ACM-ES is given in [15].

2.3 The Benchmarked Algorithms

For benchmarking we consider four CMA-ES algorithms in restart scenario: IPOP-aCMA-ES [8], BIPOP-CMA-ES [4], IPOP- ** aACM-ES and BIPOP- ** aACM-ES [15]. For IPOP- ** aACM-ES and BIPOP- ** aACM-ES we use the same parameters of the CMA-ES and termination criteria in IPOP and BIPOP scenario as in the original papers. The default parameters for ** ACM-ES algorithms are given in [15].

3. RESULTS

Results from experiments according to [5] on the benchmark functions given in [2, 6] are presented in Figures 2, 3 and 4 and in Tables 1 and 2. The **expected running time (ERT)**, used in the figures and table, depends on a given target function value, $f_t = f_{opt} + \Delta f$, and is computed over all relevant trials (on the first 15 instances) as the number of function evaluations executed during each trial while the best function value did not reach f_t , summed over all trials and divided by the number of trials that actually reached f_t [5, 16]. **Statistical significance** is tested with the rank-sum test for a given target Δf_t (10^{-8} as in Figure 2) using, for each trial, either the number of needed function evaluations to reach Δf_t (inverted and multiplied by -1), or,

if the target was not reached, the best Δf -value achieved, measured only up to the smallest number of overall function evaluations for any unsuccessful trial under consideration.

The IPOP- ** aACM-ES and BIPOP- ** aACM-ES represent the same algorithm (** aACM-ES) before the first restart occurs, therefore, the results are very similar for the uni-modal functions, where the optimum usually can be found without restarts. The ** aACM-ES outperforms aCMA-ES usually by a factor from 2 to 4 on $f_1, f_2, f_8, f_9, f_{10}, f_{11}, f_{12}, f_{13}$ and f_{14} for dimensions between 5 and 20. The speedup in dimension 2 is less pronounced for problems, where the running time is too short to improve the search. This is the case for f_5 Linear Slope function, where the speedup can be observed only for dimension 20, because the optimum can be found after about 200 function evaluations. To improve the search on functions with small budgets it would make sense to use the surrogate model right after the first ($g_{start} = 1$) generation of the CMA-ES, while in this study this parameter g_{start} was set to 10 generations.

The good results on uni-modal functions can be explained by the fact, that while using the same amount of information (all previously evaluated points), ** aACM-ES processes this information in a more efficient way by constructing the approximation model of the function. Similar effect of more efficient exploitation of the available information can be observed for aCMA-ES in comparison to CMA-ES.

The speedup on multi-modal functions is less pronounced, because they are more difficult to approximate and the final surrogate model often has a bad precision. In this case the adaptation of the number of generations leads to an oscillation of \hat{n} close to 0, such that the surrogate model is not used for optimization or used for small number of generations.

The BIPOP versions of CMA-ES usually perform better than IPOP on f_{23} and f_{24} , where the optimum is more likely to be found if use small initial step-size. This leads to overall better performance of the BIPOP versions and BIPOP- ** aACM-ES in particular. The better performance of the latter in comparison with BIPOP-CMA-ES can be partially explained by the fact of using the active covariance matrix update. However, this is not the case for $f_{20} - f_{24}$ functions in 5-D and f_{15-19} in 20-D (see Fig. 3 and Fig. 4).

The ** aACM-ES algorithms improve the records in dimension 10 and 20 on $f_7, f_{10}, f_{11}, f_{12}, f_{13}, f_{14}, f_{15}, f_{16}, f_{20}$.

4. CPU TIMING EXPERIMENT

For the timing experiment the IPOP- ** aACM-ES was run on f_1, f_8, f_{10} and f_{15} without self-adaptation of surrogate model hyper-parameters. The crucial hyper-parameter for CPU time measurements, the number of training points was set $N_{training} = \lfloor 40 + 4D^{1.7} \rfloor$ as a function of dimension D .

These experiments have been conducted on a single core with 2.4 GHz under Windows XP using Matlab R2006a.

On uni-modal functions the time complexity of surrogate model learning increases cubically in the search space dimension (see Fig. 1) and quadratically in the number of training points. For small dimensions ($D < 10$) the overall time complexity increases super-linearly in the dimension. The time complexity per function evaluation depends on the population size, because one model is used to estimate the ranking of all points of the population. This leads to a smaller computational complexity on multi-modal functions, e.g. f_{15} Rastrigin function, where the population becomes much larger after several restarts.

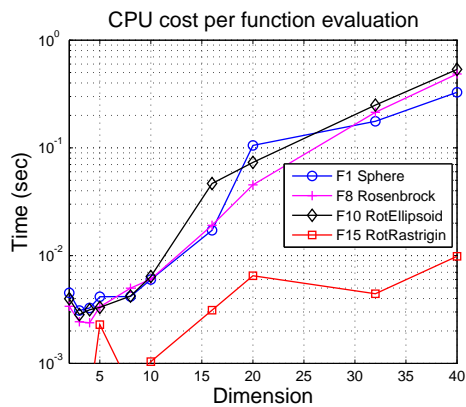


Figure 1: CPU cost per function evaluation of IPOP-aACM-ES with fixed hyper-parameters.

The results presented here does not take into account the model hyper-parameters optimization, where λ_{hyp} surrogate models should be build at each iteration, which leads to an increase of CPU time per function evaluation by a factor of λ_{hyp} . For BIPOP-^{s*}aACM-ES and IPOP-^{s*}aACM-ES λ_{hyp} was set to 20.

5. CONCLUSION

In this paper, we have compared the recently proposed self-adaptive surrogate-assisted BIPOP-^{s*}aACM-ES and IPOP-^{s*}aACM-ES with the BIPOP-CMA-ES and IPOP-aCMA-ES. The surrogate-assisted ^{s*}aACM-ES algorithms outperform the original ones by a factor from 2 to 4 on uni-modal functions, and usually perform not worse on multi-modal functions. The ^{s*}aACM-ES algorithms improve the records on 8 out of 24 functions in dimension 10 and 20.

6. ACKNOWLEDGMENTS

The authors would like to acknowledge Anne Auger, Zyed Bouzarkouna, Nikolaus Hansen and Thomas P. Runarsson for their valuable discussions. This work was partially funded by FUI of System@tic Paris-Region ICT cluster through contract DGT 117 407 *Complex Systems Design Lab (CSDL)*.

7. REFERENCES

- [1] Z. Bouzarkouna, A. Auger, and D. Ding. Investigating the local-meta-model CMA-ES for large population sizes. In C. Di Chio et al., editor, *Proc. EvoNUM'10*, pages 402–411. LNCS 6024, Springer, 2010.
- [2] S. Finck, N. Hansen, R. Ros, and A. Auger. Real-parameter black-box optimization benchmarking 2009: Presentation of the noiseless functions. Technical Report 2009/20, Research Center PPE, 2009. Updated February 2010.
- [3] L. Graving, Y. Jin, and B. Sendhoff. Efficient evolutionary optimization using individual-based evolution control and neural networks: A comparative study. In *Proc. ESANN'2005*, pages 27–29, 2005.
- [4] N. Hansen. Benchmarking a BI-population CMA-ES on the BBOB-2009 function testbed. In *Proceedings of the 11th Annual Conference Companion on Genetic and Evolutionary Computation Conference: Late Breaking Papers*, GECCO '09, pages 2389–2396, New York, NY, USA, 2009. ACM.
- [5] N. Hansen, A. Auger, S. Finck, and R. Ros. Real-parameter black-box optimization benchmarking 2012: Experimental setup. Technical report, INRIA, 2012.
- [6] N. Hansen, S. Finck, R. Ros, and A. Auger. Real-parameter black-box optimization benchmarking 2009: Noiseless functions definitions. Technical Report RR-6829, INRIA, 2009. Updated February 2010.
- [7] N. Hansen and A. Ostermeier. Completely derandomized self-adaptation in evolution strategies. *Evolutionary Computation*, 9(2):159–195, 2001.
- [8] N. Hansen and R. Ros. Benchmarking a weighted negative covariance matrix update on the BBOB-2010 noiseless testbed. In *GECCO '10: Proceedings of the 12th annual conference comp on Genetic and evolutionary computation*, pages 1673–1680, New York, NY, USA, 2010. ACM.
- [9] F. Hoffmann and S. Holeyman. Controlled model assisted evolution strategy with adaptive preselection. In *International Symposium on Evolving Fuzzy Systems*, pages 182–187. IEEE, 2006.
- [10] H. Ingimundardottir and T. Runarsson. Sampling strategies in ordinal regression for surrogate assisted evolutionary optimization. In *Proc. ISDA'2011*, page To appear, 2011.
- [11] G. A. Jastrebski and D. V. Arnold. Improving evolution strategies through active covariance matrix adaptation. In *Proc. CEC'2006*, pages 2814–2821, 2006.
- [12] S. Kern, N. Hansen, and P. Koumoutsakos. Local meta-models for optimization using evolution strategies. In Th. Runarsson et al., editor, *PPSN IX*, pages 939–948. LNCS 4193, Springer, 2006.
- [13] O. Kramer. Covariance matrix self-adaptation and kernel regression - perspectives of evolutionary optimization in kernel machines. *Fundam. Inf.*, 98:87–106, 2010.
- [14] I. Loshchilov, M. Schoenauer, and M. Sebag. Comparison-Based Optimizers Need Comparison-Based Surrogates. In J. K. R. Schaefer, C. Cotta and G. Rudolph, editors, *Proc. PPSN XI*, pages 364–373. LNCS 6238, Springer, 2010.
- [15] I. Loshchilov, M. Schoenauer, and M. Sebag. Self-Adaptive Surrogate-Assisted Covariance Matrix Adaptation Evolution Strategy. In *GECCO '12: Proceedings of the 14th annual conference on Genetic and evolutionary computation*, page to appear, New York, NY, USA, 2012. ACM.
- [16] K. Price. Differential evolution vs. the functions of the second ICEO. In *Proceedings of the IEEE International Congress on Evolutionary Computation*, pages 153–157, 1997.
- [17] T. P. Runarsson. Ordinal regression in evolutionary computation. In Th. Runarsson et al., editor, *PPSN IX*, pages 1048–1057. LNCS 4193, Springer, 2006.
- [18] H. Ulmer, F. Streichert, and A. Zell. Evolution strategies assisted by gaussian processes with improved pre-selection criterion. In *Proc. CEC'2003*, pages 692–699, 2003.

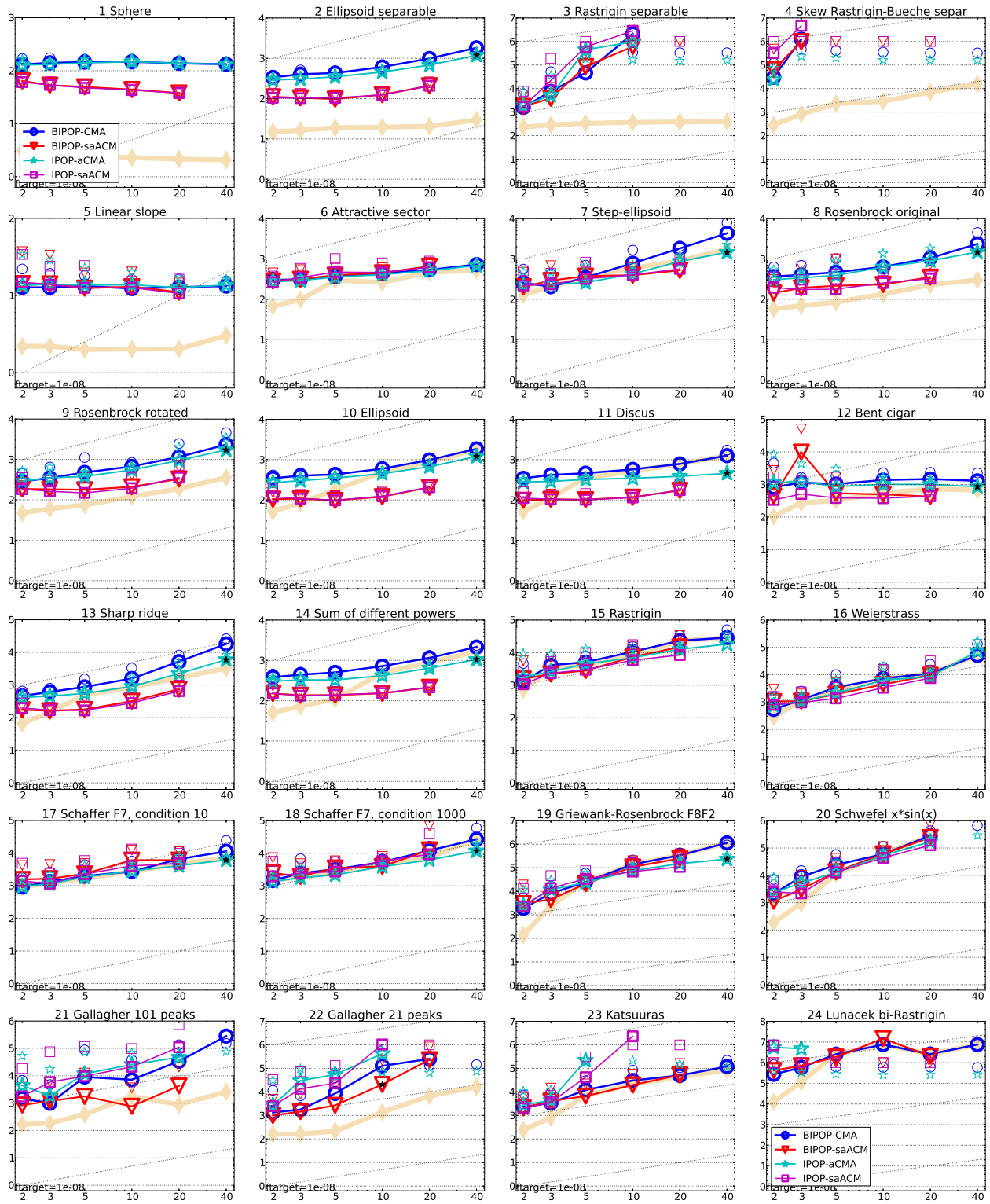


Figure 2: Expected running time (ERT in number of f -evaluations) divided by dimension for target function value 10^{-8} as \log_{10} values versus dimension. Different symbols correspond to different algorithms given in the legend of f_1 and f_{24} . Light symbols give the maximum number of function evaluations from the longest trial divided by dimension. Horizontal lines give linear scaling, slanted dotted lines give quadratic scaling. Black stars indicate statistically better result compared to all other algorithms with $p < 0.01$ and Bonferroni correction number of dimensions (six). Legend: \circ : BIPOP-CMA, ∇ : BIPOP-saACM, \star : IPOP-aCMA, \square : IPOP-saACM.

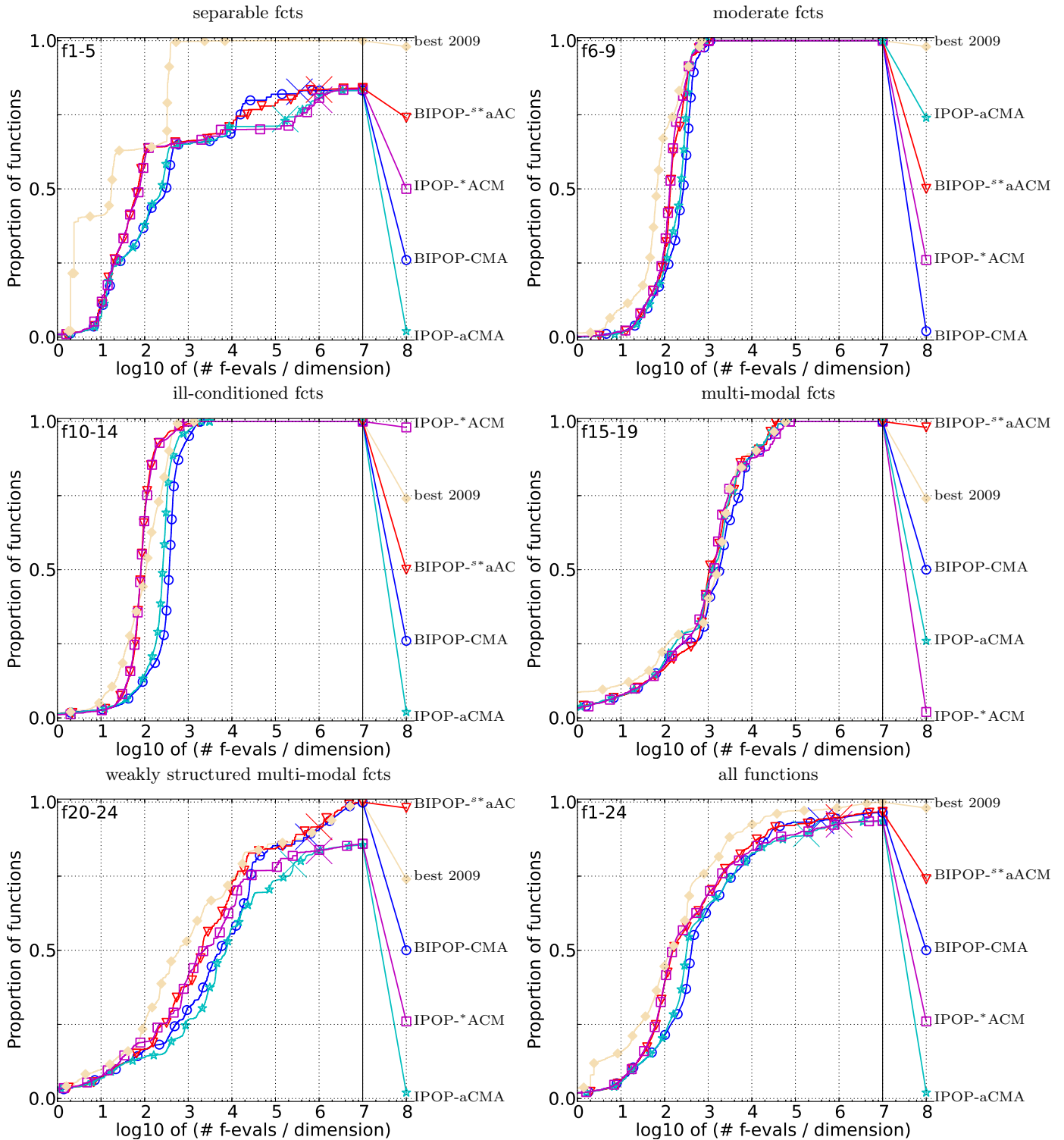


Figure 3: Bootstrapped empirical cumulative distribution of the number of objective function evaluations divided by dimension (FEvals/D) for 50 targets in $10^{[-8..2]}$ for all functions and subgroups in 5-D. The “best 2009” line corresponds to the best ERT observed during BBOB 2009 for each single target.

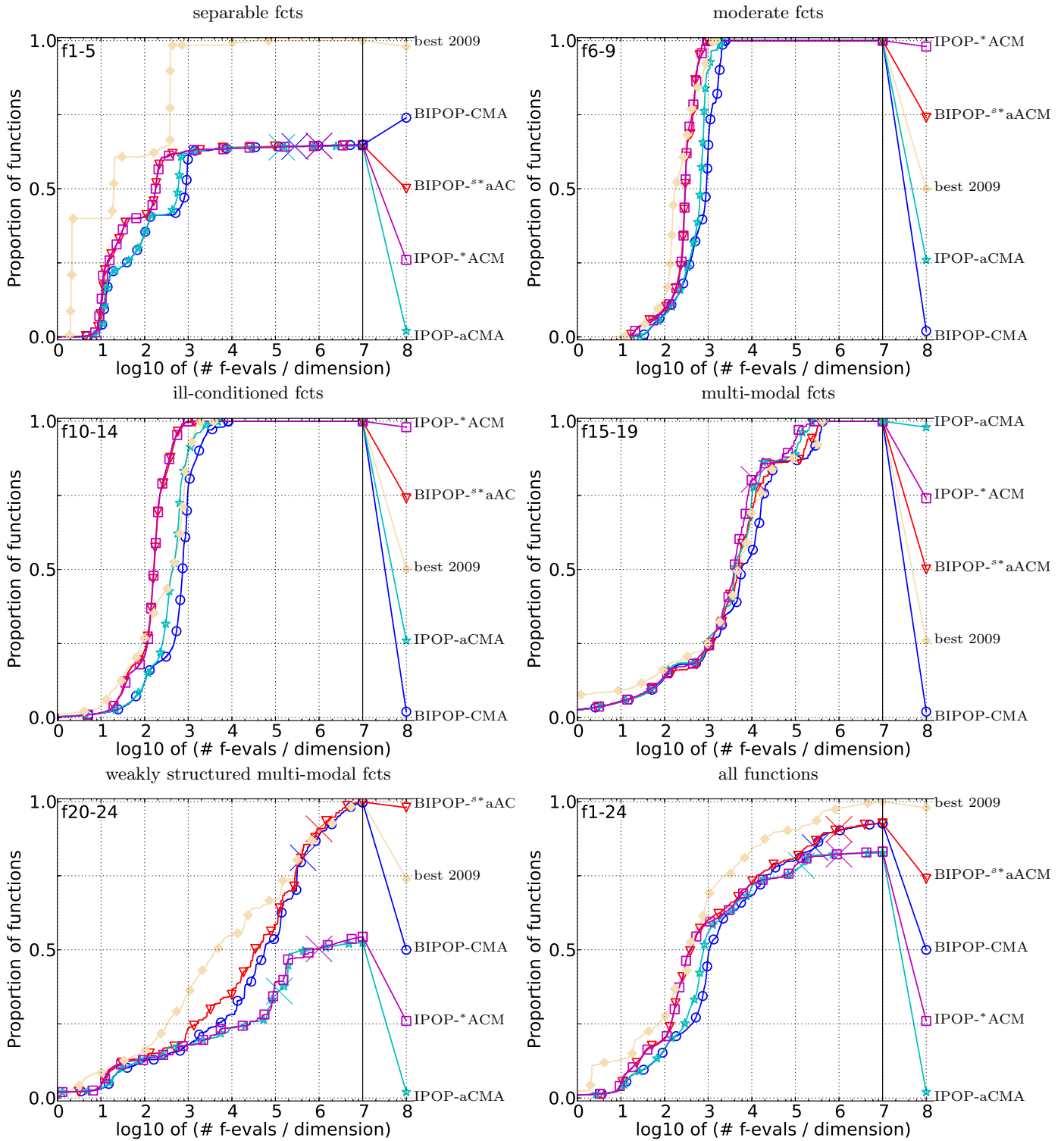


Figure 4: Bootstrapped empirical cumulative distribution of the number of objective function evaluations divided by dimension (FEvals/D) for 50 targets in $10^{[-8..2]}$ for all functions and subgroups in 20-D. The “best 2009” line corresponds to the best ERT observed during BBOB 2009 for each single target.

Δf_{opt}	1e1	1e0	1e-1	1e-3	1e-5	1e-7	#succ	Δf_{opt}	1e1	1e0	1e-1	1e-3	1e-5	1e-7	#succ
f1	11	12	12	12	12	12	15/15	f13	132	195	250	1310	1752	2255	15/15
BIPOP-C	3.2(2)	9.0(4)	15(4)	27(5)	40(4)	53(6)	15/15	BIPOP-C	3.9(3)	5.4(3)	5.9(3)	1.6(0.3)	1.5(0.2)	1.7(0.8)	15/15
BIPOP-s	2.7(2)	6.4(2)	8.8(0.7)	12(1)	16(1)	19(2)	15/15	BIPOP-s	1.2(0.3)	1.3(0.4)	1.3(0.4)	0.37(0.1) \downarrow	0.34(0.1)\downarrow	0.32(0.1)\downarrow	15/15
IPOP-aC	3.2(3)	8.9(3)	15(6)	27(5)	39(5)	51(5)	15/15	IPOP-aC	3.0(2)	4.1(2)	4.2(0.8)	1.2(0.2)	1.2(0.1)	1.1(0.1)	15/15
IPOP-sa	3.0(2)	6.9(2)	8.7(0.9)	12(1)	15(2)	18(1)	15/15	IPOP-sa	1.2(0.4)	1.1(0.3)	1.2(0.3)	0.33(0.1)\downarrow	0.35(0.1)\downarrow	0.33(0.1)\downarrow	15/15
Δf_{opt}	1e1	1e0	1e-1	1e-3	1e-5	1e-7	#succ	Δf_{opt}	1e1	1e0	1e-1	1e-3	1e-5	1e-7	#succ
f2	83	87	88	90	92	94	15/15	f14	10	41	58	139	251	476	15/15
BIPOP-C	13(4)	16(3)	18(2)	20(2)	21(2)	22(2)	15/15	BIPOP-C	1.1(1.0)	2.8(1)	3.7(0.9)	4.6(0.7)	5.4(0.5)	4.5(0.3)	15/15
BIPOP-s	3.2(0.7)	3.4(0.7)	3.7(0.5)	4.2(0.7)	4.6(0.6)	4.9(0.6)	15/15	BIPOP-s	1.5(2)	2.3(0.6)	2.4(0.5)	2.2(0.3)	1.8(0.2)	1.3(0.1)	15/15
IPOP-aC	10(3)	12(2)	14(1)	15(1)	16(1)	18(1)	15/15	IPOP-aC	1.5(2)	2.2(1)	3.2(0.8)	3.6(0.5)	3.8(0.6)	2.9(0.3)	15/15
IPOP-sa	3.5(1)	3.7(0.8)	4.1(0.8)	4.6(1.0)	5.0(0.9)	5.3(0.9)	15/15	IPOP-sa	2.8(2)	2.5(0.6)	2.5(0.6)	2.1(0.3)	1.8(0.2)	1.3(0.1)	15/15
Δf_{opt}	1e1	1e0	1e-1	1e-3	1e-5	1e-7	#succ	Δf_{opt}	1e1	1e0	1e-1	1e-3	1e-5	1e-7	#succ
f3	716	1622	1637	1646	1650	1654	15/15	f15	511	9310	19369	20073	20769	21359	14/15
BIPOP-C	1.4(1)	16(17)	139(107)	139(107)	139(107)	140(107)	14/15	BIPOP-C	1.6(2)	1.5(1)	1.2(0.7)	1.2(0.7)	1.2(0.7)	1.2(0.7)	15/15
BIPOP-s	1.1(1.0)	5.3(5)	264(474)	263(472)	262(470)	264(464)	15/15	BIPOP-s	1.4(1)	0.59(0.5)	0.65(0.5)	0.64(0.5)	0.62(0.5)	0.61(0.4)	15/15
IPOP-aC	1.1(1)	20(11)	1359(1902)	1353(1676)	1350(1668)	1348(1696)	4/15	IPOP-aC	1.5(2)	0.89(0.5)	1.0(0.7)	1.0(0.7)	1.0(0.7)	1.0(0.7)	15/15
IPOP-sa	1.1(1)	30(90)	1790(1957)	1781(1947)	1776(2312)	1772(1937)	12/15	IPOP-sa	1.6(1)	0.42(0.4)\downarrow	0.72(0.6)	0.71(0.6)	0.70(0.6)	0.69(0.6)	15/15
Δf_{opt}	1e1	1e0	1e-1	1e-3	1e-5	1e-7	#succ	Δf_{opt}	1e1	1e0	1e-1	1e-3	1e-5	1e-7	#succ
f4	809	1633	1688	1817	1886	1903	15/15	f16	120	612	2662	10449	11644	12095	15/15
BIPOP-C	2.7(3)	∞	∞	∞	∞	∞	0/15	BIPOP-C	3.0(3)	3.6(3)	2.6(1)	1.3(2)	1.4(2)	1.4(2)	15/15
BIPOP-s	1.3(0.9)	6335(6387)	∞	∞	∞	∞	0/15	BIPOP-s	3.2(4)	4.3(2)	1.6(1)	0.82(0.7)	0.77(0.7)	0.79(0.7)	15/15
IPOP-aC	1.8(1)	∞	∞	∞	∞	∞	0/15	IPOP-aC	3.9(4)	2.4(2)	1.7(2)	0.82(0.7)	0.84(0.6)	0.85(0.6)	15/15
IPOP-sa	1.0(0.8)	4.3e4(5e4)	∞	∞	∞	∞	0/15	IPOP-sa	3.1(4)	2.4(2)	1.0(1)	0.52(0.6)\downarrow	0.55(0.6)\downarrow	0.55(0.5)\downarrow	15/15
Δf_{opt}	1e1	1e0	1e-1	1e-3	1e-5	1e-7	#succ	Δf_{opt}	1e1	1e0	1e-1	1e-3	1e-5	1e-7	#succ
f5	10	10	10	10	10	10	15/15	f17	5.2	215	899	3669	6351	7934	15/15
BIPOP-C	4.5(2)	6.5(3)	6.6(2)	6.6(2)	6.6(2)	6.6(2)	15/15	BIPOP-C	3.4(3)	1(0.2)	1(2)	1(0.7)	1(0.5)	1.2(0.5)	15/15
BIPOP-s	4.7(2)	5.8(2)	6.2(3)	6.2(3)	6.2(3)	6.2(3)	15/15	BIPOP-s	3.8(6)	1.0(1)	1.2(2)	0.92(0.5)	1.1(0.4)	1.4(1)	15/15
IPOP-aC	4.6(2)	6.3(2)	6.8(2)	6.8(2)	6.8(2)	6.8(2)	15/15	IPOP-aC	4.3(5)	0.89(0.4)	0.53(0.2)	0.77(0.5)	1.00(0.5)	1.1(0.9)	15/15
IPOP-sa	4.3(3)	6.1(3)	6.2(3)	6.3(2)	6.3(2)	6.3(2)	15/15	IPOP-sa	4.9(4)	1.8(0.4)	1.1(1)	0.85(0.5)	1.2(0.5)	1.4(0.8)	15/15
Δf_{opt}	1e1	1e0	1e-1	1e-3	1e-5	1e-7	#succ	Δf_{opt}	1e1	1e0	1e-1	1e-3	1e-5	1e-7	#succ
f6	114	214	281	580	1038	1332	15/15	f18	103	378	3968	9280	10905	12469	15/15
BIPOP-C	2.3(0.7)	2.1(0.6)	2.2(0.6)	1.7(0.2)	1.3(0.3)	1.3(0.2)	15/15	BIPOP-C	1.0(7)	3.4(5)	1(1)	1(0.3)	1.2(0.7)	1.3(0.6)	15/15
BIPOP-s	1.9(0.7)	1.8(0.6)	2.1(0.9)	1.8(0.9)	1.3(0.5)	1.4(0.5)	15/15	BIPOP-s	2.5(1)	3.1(4)	0.82(1.0)	0.76(0.7)	1.2(0.7)	1.4(0.7)	15/15
IPOP-aC	2.5(0.8)	2.1(0.6)	2.2(0.4)	1.6(0.2)	1.2(0.1)	1.2(0.1)	15/15	IPOP-aC	3.5(0.8)	1.6(0.5)	0.70(0.5)	0.77(0.3)	0.80(0.3)	0.84(0.3)	15/15
IPOP-sa	2.3(1)	2.1(0.9)	2.6(1)	1.9(0.8)	1.5(0.5)	1.7(0.7)	15/15	IPOP-sa	2.8(0.8)	1.5(0.5)	0.64(0.7)	0.85(0.7)	1.0(0.4)	1.1(0.4)	15/15
Δf_{opt}	1e1	1e0	1e-1	1e-3	1e-5	1e-7	#succ	Δf_{opt}	1e1	1e0	1e-1	1e-3	1e-5	1e-7	#succ
f7	24	324	1171	1572	1572	1597	15/15	f19	1	1	242	1.2e5	1.2e5	1.2e5	15/15
BIPOP-C	5.0(5)	1.5(1)	1(1)	1(0.9)	1(0.9)	1(0.9)	15/15	BIPOP-C	20(16)	2801(5070)	161(175)	1(0.7)	1(0.7)	1(0.7)	15/15
BIPOP-s	4.5(3)	1.4(1)	0.83(0.5)	0.91(0.7)	0.91(0.7)	0.93(0.7)	15/15	BIPOP-s	16(14)	1834(1246)	92(142)	0.85(0.6)	0.85(0.6)	0.85(0.6)	15/15
IPOP-aC	4.0(3)	0.87(0.2)	0.70(0.6)	0.69(0.5)	0.69(0.5)	0.70(0.5)	15/15	IPOP-aC	1.4(10)	1207(1125)	123(152)	0.95(0.7)	0.96(0.7)	0.96(0.7)	15/15
IPOP-sa	3.7(2)	1.2(1)	0.68(0.5)	0.77(0.9)	0.77(0.9)	0.90(0.9)	15/15	IPOP-sa	19(16)	1931(1477)	250(254)	1.4(1)	1.4(1)	1.4(1)	15/15
Δf_{opt}	1e1	1e0	1e-1	1e-3	1e-5	1e-7	#succ	Δf_{opt}	1e1	1e0	1e-1	1e-3	1e-5	1e-7	#succ
f8	73	273	336	391	410	422	15/15	f20	16	851	38111	54470	54861	55313	14/15
BIPOP-C	3.5(2)	3.7(2)	4.5(2)	4.8(2)	5.1(2)	5.4(2)	15/15	BIPOP-C	3.3(3)	8.2(10)	2.8(1)	2.1(0.8)	2.2(0.8)	2.2(0.8)	15/15
BIPOP-s	2.2(0.6)	2.5(2)	2.5(2)	2.5(2)	2.5(1)	2.5(1)	15/15	BIPOP-s	3.1(2)	3.9(4)	1.7(1)	1.2(1.0)	1.2(1.0)	1.2(1.0)	15/15
IPOP-aC	2.8(1)	3.0(1)	3.6(1)	4.0(1)	4.2(1)	4.5(1.0)	15/15	IPOP-aC	3.9(2)	10(4)	1.4(2)	1.1(1)	1.1(1)	1.1(1)	15/15
IPOP-sa	2.3(1)	1.9(0.7)	2.0(0.6)	2.0(0.5)	2.0(0.5)	2.1(0.5)	15/15	IPOP-sa	2.4(2)	3.5(3)	1.6(1)	1.2(1)	1.2(1)	1.2(1)	15/15
Δf_{opt}	1e1	1e0	1e-1	1e-3	1e-5	1e-7	#succ	Δf_{opt}	1e1	1e0	1e-1	1e-3	1e-5	1e-7	#succ
f9	35	127	214	300	335	369	15/15	f21	41	1157	1674	1705	1729	1757	14/15
BIPOP-C	5.8(2)	8.7(3)	7.2(2)	6.4(2)	6.3(1)	6.2(1)	15/15	BIPOP-C	2.3(2)	14(9)	24(35)	25(36)	25(36)	25(36)	15/15
BIPOP-s	4.2(1)	4.1(4)	3.1(2)	2.6(2)	2.5(2)	2.3(1)	15/15	BIPOP-s	1.9(1)	3.4(4)	4.9(8)	5.0(8)	4.9(8)	4.9(8)	15/15
IPOP-aC	5.4(1)	6.2(2)	5.7(1)	5.0(1.0)	5.0(0.8)	4.9(0.8)	15/15	IPOP-aC	3.5(1)	7.3(8)	32(36)	33(40)	33(41)	33(41)	14/15
IPOP-sa	5.0(2)	3.1(1)	2.5(0.6)	2.1(0.5)	2.0(0.5)	2.0(0.4)	15/15	IPOP-sa	2.9(2)	1.6(2)	28(23)	28(26)	28(26)	27(26)	15/15
Δf_{opt}	1e1	1e0	1e-1	1e-3	1e-5	1e-7	#succ	Δf_{opt}	1e1	1e0	1e-1	1e-3	1e-5	1e-7	#succ
f10	349	500	574	626	829	880	15/15	f22	71	386	938	1008	1040	1068	14/15
BIPOP-C	3.5(0.8)	2.9(0.4)	2.7(0.4)	2.8(0.2)	2.3(0.2)	2.4(0.1)	15/15	BIPOP-C	6.9(11)	20(14)	45(94)	42(88)	41(85)	40(83)	15/15
BIPOP-s	0.76(0.1)	0.59(0.1)	0.58(0.1) \downarrow	0.60(0.1)\downarrow	0.51(0.1)\downarrow	0.53(0.1)\downarrow	15/15	BIPOP-s	2.2(4)	3.2(4)	14(27)	13(25)	13(24)	13(23)	15/15
IPOP-aC	2.5(0.8)	2.2(0.3)	2.1(0.3)	2.2(0.3)	1.8(0.2)	1.9(0.2)	15/15	IPOP-aC	8.8(10)	21(26)	65(74)	270(385)	262(368)	257(351)	9/15
IPOP-sa	0.77(0.2)	0.61(0.1)	0.57(0.1)\downarrow	0.60(0.1)\downarrow	0.51(0.1)\downarrow	0.53(0.1)\downarrow	15/15	IPOP-sa	3.4(5)	12(13)	85(258)	116(267)	113(258)	110(252)	15/15
Δf_{opt}	1e1	1e0	1e-1	1e-3	1e-5	1e-7	#succ	Δf_{opt}	1e1	1e0	1e-1	1e-3	1e-5	1e-7	#succ
f11	143	202	763	1177	1467	1673	15/15	f23	3.0	518	14249	31654	33030	34256	15/15
BIPOP-C	8.4(3)	7.2(2)	2.2(0.3)	1.6(0.2)	1.4(0.1)	1.3(0.1)	15/15	BIPOP-C	1.7(2)	13(15)	3.7(4)	1.8(2)	1.8(2)	1.8(2)	15/15
BIPOP-s	2.1(0.3)	1.6(0.2)	0.47(0.1) \downarrow	0.34(0.0)\downarrow	0.30(0.0)\downarrow	0.29(0.0)\downarrow	15/15	BIPOP-s	4.2(4)	14(8)	1.1(1)	0.91(0.9)	0		

Δf_{opt}	1e1	1e0	1e-1	1e-3	1e-5	1e-7	#succ	Δf_{opt}	1e1	1e0	1e-1	1e-3	1e-5	1e-7	#succ
f1	43	43	43	43	43	43	15/15	f13	652	2021	2751	18749	24455	30201	15/15
BIPOP-C	7.9(2)	14(3)	20(2)	33(4)	45(3)	57(3)	15/15	BIPOP-C	4.3(6)	2.7(2)	5.1(6)	1.5(0.8)	2.3(2)	3.0(2)	15/15
BIPOP-s	4.0(0.2)	5.1(0.4)	6.6(0.7)	10(0.7)	13(0.8)	16(1)	15/15	BIPOP-s	1.1(0.9)	0.89(0.7)	1.4(1.0)	0.38(0.1)	0.42(0.2)	0.40(0.1)	15/15
IPOP-aC	7.9(1)	14(1)	20(1)	33(2)	45(2)	58(2)	15/15	IPOP-aC	3.6(3)	3.4(3)	3.7(2)	0.80(0.4)	1.3(0.7)	1.3(0.7)	15/15
IPOP-sa	3.9(0.2)	5.0(0.4)	6.5(0.5)	9.5(0.7)	13(0.7)	16(0.8)	15/15	IPOP-sa	1.7(2)	1.7(0.8)	1.5(0.7)	0.34(0.2)	0.37(0.1)	0.41(0.2)	15/15
Δf_{opt}	1e1	1e0	1e-1	1e-3	1e-5	1e-7	#succ	Δf_{opt}	1e1	1e0	1e-1	1e-3	1e-5	1e-7	#succ
f2	385	386	387	390	391	393	15/15	f14	75	239	304	932	1648	15661	15/15
BIPOP-C	35(7)	40(4)	44(4)	47(2)	48(2)	50(2)	15/15	BIPOP-C	3.9(1)	2.9(0.4)	3.7(0.4)	4.1(0.3)	6.2(0.5)	1.2(0.1)	15/15
BIPOP-s	6.8(1)	8.0(1)	8.9(1)	10(1)	10(1)	10(1)	15/15	BIPOP-s	3.2(1)	1.8(0.6)	1.9(0.4)	1.5(0.2)	1.4(0.2)	0.23(0.0)	15/15
IPOP-aC	22(3)	27(2)	29(1)	31(2)	33(2)	34(2)	15/15	IPOP-aC	3.6(0.8)	2.7(0.3)	3.5(0.3)	3.2(0.3)	3.9(0.2)	0.67(0.1)	15/15
IPOP-sa	7.3(1)	8.3(2)	8.9(2)	10(2)	10(1)	10(1)	15/15	IPOP-sa	3.0(0.6)	1.8(0.3)	1.9(0.4)	1.4(0.2)	1.4(0.1)	0.23(0.0)	15/15
Δf_{opt}	1e1	1e0	1e-1	1e-3	1e-5	1e-7	#succ	Δf_{opt}	1e1	1e0	1e-1	1e-3	1e-5	1e-7	#succ
f3	5066	7626	7635	7643	7646	7651	15/15	f15	30378	1.5e5	3.1e5	3.2e5	4.5e5	4.6e5	15/15
BIPOP-C	12(7)	∞	∞	∞	∞	∞	0/15	BIPOP-C	1(0.4)	2.0(0.8)	1.4(0.5)	1.4(0.5)	1(0.3)	1(0.3)	15/15
BIPOP-s	10(7)	∞	∞	∞	∞	∞	0/5	BIPOP-s	0.65(0.6)	1.3(0.6)	0.91(0.7)	0.89(0.6)	0.66(0.5)	0.65(0.5)	15/15
IPOP-aC	10(7)	∞	∞	∞	∞	∞	0/15	IPOP-aC	0.82(0.3)	1.1(0.3)	0.71(0.2)	0.72(0.2)	0.53(0.2)	0.54(0.2)	15/15
IPOP-sa	11(15)	∞	∞	∞	∞	∞	0/5	IPOP-sa	0.60(0.5)	0.92(0.7)	0.53(0.4)	0.52(0.4)	0.37(0.3)	0.37(0.3)	15/15
Δf_{opt}	1e1	1e0	1e-1	1e-3	1e-5	1e-7	#succ	Δf_{opt}	1e1	1e0	1e-1	1e-3	1e-5	1e-7	#succ
f4	4722	7628	7666	7700	7758	1.4e5	9/15	Δf_{opt}	1e1	1e0	1e-1	1e-3	1e-5	1e-7	#succ
BIPOP-C	∞	∞	∞	∞	∞	∞	0/15	f16	1384	27265	77015	1.9e5	2.0e5	2.2e5	15/15
BIPOP-s	∞	∞	∞	∞	∞	∞	0/5	BIPOP-C	1.7(0.4)	1.0(0.7)	1.2(0.7)	1(0.7)	1(0.7)	1(0.7)	15/15
IPOP-aC	∞	∞	∞	∞	∞	∞	0/15	BIPOP-s	1.9(0.6)	0.74(0.4)	0.51(0.3)	0.60(0.5)	0.84(0.5)	0.83(0.5)	15/15
IPOP-sa	1.9e4(2e4)	∞	∞	∞	∞	∞	0/5	IPOP-aC	2.8(5)	1.1(0.5)	0.88(0.7)	0.80(0.5)	0.82(0.5)	0.76(0.5)	15/15
Δf_{opt}	1e1	1e0	1e-1	1e-3	1e-5	1e-7	#succ	IPOP-sa	1.8(0.8)	0.55(0.4)	0.77(0.8)	0.52(0.4)	0.55(0.4)	0.50(0.3)	15/15
f5	41	41	41	41	41	41	15/15	Δf_{opt}	1e1	1e0	1e-1	1e-3	1e-5	1e-7	#succ
BIPOP-C	5.1(0.8)	6.2(1)	6.3(1)	6.3(1)	6.3(1)	6.3(1)	15/15	f17	63	1030	4005	30677	56288	80472	15/15
BIPOP-s	4.7(0.7)	5.3(0.7)	5.4(0.7)	5.4(0.7)	5.4(0.7)	5.4(0.7)	15/15	BIPOP-C	2.2(2)	1(0.3)	1(1)	1.2(1)	1.3(0.6)	1.4(0.7)	15/15
IPOP-aC	5.1(1)	6.2(0.9)	6.2(1)	6.2(1)	6.2(1)	6.2(1)	15/15	BIPOP-s	3.2(2)	1.2(0.4)	2.7(3)	1.2(0.7)	1.2(0.5)	1.4(0.8)	15/15
IPOP-sa	4.5(0.7)	5.1(0.7)	5.2(0.8)	5.2(0.8)	5.2(0.8)	5.2(0.8)	15/15	IPOP-aC	2.3(2)	0.89(0.2)	0.50(0.1)	0.82(0.3)	0.83(0.5)	0.87(0.3)	15/15
Δf_{opt}	1e1	1e0	1e-1	1e-3	1e-5	1e-7	#succ	IPOP-sa	2.5(2)	0.91(0.3)	0.98(1)	1.2(0.5)	1.2(0.4)	1.1(0.5)	15/15
f6	1296	2343	3413	5220	6728	8409	15/15	Δf_{opt}	1e1	1e0	1e-1	1e-3	1e-5	1e-7	#succ
BIPOP-C	1.5(0.4)	1.3(0.2)	1.2(0.2)	1.1(0.2)	1.2(0.1)	1.2(0.1)	15/15	f18	621	3972	19561	67569	1.3e5	1.5e5	15/15
BIPOP-s	1.4(0.3)	1.2(0.2)	1.1(0.2)	1.1(0.2)	1.3(0.3)	1.4(0.3)	15/15	BIPOP-C	1.0(0.4)	2.4(2)	1.2(0.9)	1.1(0.6)	1.7(0.7)	1.6(0.6)	15/15
IPOP-aC	1.6(0.3)	1.3(0.2)	1.1(0.2)	1.1(0.1)	1.1(0.1)	1.1(0.1)	15/15	BIPOP-s	1.0(0.3)	1.5(1)	0.92(0.4)	0.96(0.4)	1.6(0.6)	1.6(0.5)	15/15
IPOP-sa	1.5(0.4)	1.2(0.3)	1.1(0.2)	1.1(0.2)	1.2(0.2)	1.3(0.3)	15/15	IPOP-aC	1.2(0.4)	1.5(2)	0.75(0.4)	0.91(0.4)	0.78(0.4)	0.83(0.3)	15/15
Δf_{opt}	1e1	1e0	1e-1	1e-3	1e-5	1e-7	#succ	IPOP-sa	0.96(0.5)	1.4(2)	0.91(0.6)	0.78(0.5)	0.88(0.4)	1.3(0.8)	15/15
f7	1351	4274	9503	16524	16524	16969	15/15	Δf_{opt}	1e1	1e0	1e-1	1e-3	1e-5	1e-7	#succ
BIPOP-C	1(0.5)	4.9(2)	3.5(0.6)	2.2(0.3)	2.2(0.3)	2.1(0.3)	15/15	f19	1	1	3.4e5	6.2e6	6.7e6	6.7e6	15/15
BIPOP-s	1.0(0.9)	1.6(0.6)	0.84(0.3)	0.61(0.1)	0.61(0.1)	0.60(0.1)	15/15	BIPOP-C	169(74)	2.4e4(1e4)	1.2(0.6)	1(0.3)	1(0.3)	1(0.3)	15/15
IPOP-aC	1.6(2)	2.7(1)	1.6(0.5)	0.99(0.3)	0.99(0.3)	1.0(0.3)	15/15	BIPOP-s	143(52)	2.5e4(1e4)	0.42(0.3)	0.72(0.4)	0.73(0.4)	0.73(0.4)	15/15
IPOP-sa	1.0(1)	1.6(0.6)	0.92(0.6)	0.66(0.3)	0.66(0.3)	0.65(0.3)	15/15	IPOP-aC	166(60)	2.9e4(2e4)	0.63(0.4)	0.43(0.2)	0.44(0.2)	0.44(0.2)	15/15
Δf_{opt}	1e1	1e0	1e-1	1e-3	1e-5	1e-7	#succ	IPOP-sa	154(50)	3.0e4(2e4)	0.61(0.5)	0.33(0.1)	0.32(0.2)	0.32(0.2)	14/15
f8	2039	3871	4040	4219	4371	4484	15/15	Δf_{opt}	1e1	1e0	1e-1	1e-3	1e-5	1e-7	#succ
BIPOP-C	4.0(1)	4.0(0.7)	4.3(0.6)	4.5(0.6)	4.6(0.6)	4.6(0.6)	15/15	f20	82	46150	3.1e6	5.5e6	5.6e6	5.6e6	14/15
BIPOP-s	1.3(0.2)	1.5(0.9)	1.5(0.9)	1.6(0.8)	1.6(0.8)	1.6(0.8)	15/15	BIPOP-C	4.3(1)	9.2(4)	1(0.5)	1(0.3)	1(0.3)	1(0.3)	14/15
IPOP-aC	3.5(0.8)	3.5(0.5)	3.7(0.6)	3.9(0.6)	3.9(0.5)	4.0(0.5)	15/15	BIPOP-s	2.9(0.5)	2.1(1)	0.97(0.7)	0.87(0.4)	0.86(0.4)	0.85(0.4)	15/15
IPOP-sa	1.4(0.2)	1.3(0.1)	1.4(0.1)	1.4(0.1)	1.4(0.1)	1.4(0.1)	15/15	IPOP-aC	4.7(1)	3.2(1)	0.83(0.4)	0.58(0.2)	0.59(0.2)	0.60(0.2)	15/15
Δf_{opt}	1e1	1e0	1e-1	1e-3	1e-5	1e-7	#succ	IPOP-sa	2.8(0.5)	1.7(0.8)	0.49(0.2)	0.45(0.2)	0.45(0.2)	0.45(0.2)	15/15
f9	1716	3102	3277	3455	3594	3727	15/15	Δf_{opt}	1e1	1e0	1e-1	1e-3	1e-5	1e-7	#succ
BIPOP-C	4.7(2)	5.7(1)	6.0(1)	6.1(1)	6.1(1.0)	6.1(0.9)	15/15	f21	561	6541	14103	14643	15567	17589	15/15
BIPOP-s	1.5(0.3)	1.7(0.2)	1.7(0.2)	1.8(0.2)	1.8(0.2)	1.7(0.2)	15/15	BIPOP-C	3.2(6)	55(48)	48(86)	46(84)	43(84)	39(77)	13/15
IPOP-aC	4.1(0.7)	4.6(0.5)	4.9(0.5)	5.0(0.5)	5.0(0.5)	5.0(0.5)	15/15	BIPOP-s	2.6(4)	1.5(1)	6.0(11)	5.8(11)	5.5(10)	4.8(9)	15/15
IPOP-sa	1.6(0.4)	1.8(1)	1.9(1)	1.9(1.0)	1.9(1.0)	1.9(1.0)	15/15	IPOP-aC	1.9(4)	81(109)	66(94)	64(88)	60(85)	54(77)	9/15
Δf_{opt}	1e1	1e0	1e-1	1e-3	1e-5	1e-7	#succ	IPOP-sa	2.6(4)	53(94)	157(308)	151(297)	142(279)	126(247)	15/15
f10	7413	8661	10735	14920	17073	17476	15/15	Δf_{opt}	1e1	1e0	1e-1	1e-3	1e-5	1e-7	#succ
BIPOP-C	1.9(0.2)	1.8(0.2)	1.6(0.1)	1.2(0.0)	1.1(0.0)	1.1(0.0)	15/15	f22	467	5580	23491	24948	26847	1.3e5	12/15
BIPOP-s	0.36(0.1)	0.35(0.0)	0.31(0.0)	0.24(0.0)	0.23(0.0)	0.23(0.0)	15/15	BIPOP-C	6.8(13)	13(21)	215(267)	202(247)	188(227)	37(48)	5/15
IPOP-aC	1.2(0.2)	1.2(0.1)	1.0(0.1)	0.80(0.0)	0.73(0.0)	0.75(0.0)	15/15	BIPOP-s	7.7(9)	100(96)	178(320)	173(301)	168(274)	35(54)	15/15
IPOP-sa	0.35(0.1)	0.36(0.1)	0.31(0.0)	0.24(0.0)	0.22(0.0)	0.23(0.0)	15/15	IPOP-aC	462(1351)	264(443)	∞	∞	∞	∞	1e6
Δf_{opt}	1e1	1e0	1e-1	1e-3	1e-5	1e-7	#succ	IPOP-sa	175(98)	978(1807)	∞	∞	∞	∞	2e7
f11	1002	2228	6278	9762	12285	14831	15/15	Δf_{opt}	1e1	1e0	1e-1	1e-3	1e-5	1e-7	#succ
BIPOP-C	10(0.5)	5.1(0.3)	1.9(0.1)	1.4(0.0)	1.2(0.0)	1.0(0.0)	15/15	f23	3.2	1614	67457	4.9e5	8.1e5	8.4e5	15/15
BIPOP-s	2.5(0.4)	1.2(0.2)	0.44(0.1)	0.30(0.0)	0.26(0.0)	0.23(0.0)	15/15	BIPOP-C	4.3(5)						