



HAL
open science

Periodic optimal control for biomass productivity maximization in a photobioreactor using natural light

Frédéric Grognard, Andrei R. Akhmetzhanov, Olivier Bernard

► **To cite this version:**

Frédéric Grognard, Andrei R. Akhmetzhanov, Olivier Bernard. Periodic optimal control for biomass productivity maximization in a photobioreactor using natural light. [Research Report] RR-7929, INRIA. 2012, pp.28. hal-00687322

HAL Id: hal-00687322

<https://inria.hal.science/hal-00687322>

Submitted on 12 Apr 2012

HAL is a multi-disciplinary open access archive for the deposit and dissemination of scientific research documents, whether they are published or not. The documents may come from teaching and research institutions in France or abroad, or from public or private research centers.

L'archive ouverte pluridisciplinaire **HAL**, est destinée au dépôt et à la diffusion de documents scientifiques de niveau recherche, publiés ou non, émanant des établissements d'enseignement et de recherche français ou étrangers, des laboratoires publics ou privés.



Periodic optimal control for biomass productivity maximization in a photobioreactor using natural light

Frédéric Grognard, Andrei R. Akhmetzhanov, Olivier Bernard

**RESEARCH
REPORT**

N° 7929

April 12th, 2012

Project-Teams Biocore



Periodic optimal control for biomass productivity maximization in a photobioreactor using natural light

Frédéric Grognard*, Andrei R. Akhmetzhanov[†], Olivier Bernard*

Project-Teams Biocore

Research Report n° 7929 — April 12th, 2012 — 25 pages

Abstract: We address the question of optimization of the microalgal biomass long term productivity in the framework of production in photobioreactors under the influence of day/night cycles. For that, we propose a simple bioreactor model accounting for light attenuation in the reactor due to biomass density and obtain the control law that optimizes productivity over a single day through the application of Pontryagin's maximum principle, with the dilution rate being the main control. An important constraint on the obtained solution is that the biomass in the reactor should be at the same level at the beginning and at the end of the day so that the same control can be applied everyday and optimizes some form of long term productivity. Several scenarios are possible depending on the microalgae's strain parameters and the maximal admissible value of the dilution rate: bang-bang or bang-singular-bang control or, if the growth rate of the algae is very strong in the presence of light, constant maximal dilution. A bifurcation diagram is presented to illustrate for which values of the parameters these different behaviors occur. Finally, a simple sub-optimal bang-bang strategy is proposed that numerically achieves productivity levels that almost match those of the optimal strategy.

Key-words: Optimal control, periodic control, photobioreactor, productivity, biofuel

* BIOCORE, INRIA Sophia Antipolis, BP 93, 06902 Sophia Antipolis Cedex, France. {frederic.grognard, olivier.bernard}@sophia.inria.fr

[†] Department of Biology, McMaster University, 1280 Main St W, Hamilton ON, L8S 4K1, Canada. akhmetzhanov@googlemail.com

**RESEARCH CENTRE
SOPHIA ANTIPOLIS – MÉDITERRANÉE**

2004 route des Lucioles - BP 93
06902 Sophia Antipolis Cedex

Commande périodique optimale pour la maximisation de la productivité de biomasse dans un photobioréacteur utilisant la lumière naturelle

Résumé : Nous abordons la question de l'optimisation de la productivité de biomasse microalgale dans le cadre de la production en photobioréacteurs sous l'influence du cycle jour/nuit. Pour cela, nous proposons un modèle simple de bioréacteur qui tient compte de l'atténuation lumineuse dans le réacteur liée à la densité élevée de biomasse et une loi de commande qui optimise la productivité sur une seule journée par l'application du principe du maximum de Pontryagin, avec la dilution comme commande principale. Une contrainte importante sur la solution obtenue est que la biomasse dans le réacteur doit être au même niveau au début et à la fin du cycle de telle sorte que le même contrôle peut être appliqué tous les jours et optimise une certaine forme de la productivité à long terme. Plusieurs scénarios optimaux sont possibles en fonction des paramètres de croissance de la micro-algues et de la valeur maximale admissible du taux de dilution: bang-bang, bang-singulière-bang ou, si le taux de croissance des algues est très fort en présence de lumière, dilution maximale constante. Un diagramme de bifurcation est présenté pour illustrer pour quelles valeurs de paramètres ces comportements différents se produisent. Enfin, une stratégie sous-optimale bang-bang simple est proposée, qui permet d'approcher la productivité de la stratégie optimale.

Mots-clés : Commande optimale, commande périodique, photobioréacteur, productivité, bio-fuel

1 Introduction

Microalgae have recently received more and more attention in the frameworks of CO₂ fixation and renewable energy [1, 2]. Their high actual photosynthetic yield compared to terrestrial plants (whose growth is limited by CO₂ availability) leads to large potential algal biomass productions of several tens of tons per hectare and per year [2]. Also, they have a potential for numerous high added value commercial applications [3] as well as wastewater treatment capabilities including nutrients and heavy metal removal [4, 5]. We focus on the industrial production of microalgae in the so called photobioreactors. In this work, photobioreactor is meant in the large, including many possible types of culturing devices, including the most simple open raceways systems.

Concentrating on the bioenergy applications of microalgae, one central feature is the energy balance of the process; the only conceivable light source (*i.e.* the primary energy source) is natural sunlight, which varies during the day. This variation might have an important impact on the microalgae productivity; it is therefore necessary to take it into account in order to design control laws that will be applied to the bioreactor.

The objective of this paper is to develop an optimal control law that would maximize the yield of a photobioreactor operating in continuous mode, while taking into account that the light source that will be used is the natural light. The light source is therefore periodic with a light phase (day) and a dark phase (night). In addition to this time-varying periodic light source, we will take the auto-shading in the photobioreactor into account: the pigment concentration (mainly chlorophyll) affects the light distribution and thus the biological activity within the reactor. As a consequence, for too high a biomass, light in the photobioreactor is strongly attenuated and per-capita growth is low.

Optimal control of bioreactors has been studied for many years whether it was for metabolites production [6], ethanol fermentation [7], baker yeast production [8] or, more generally, optimal control of fed-batch processes taking kinetics uncertainties into account [9]. The control of photobioreactors is however a lot more scarce in the literature, though the influence of self-shading on the optimal setpoint [10] or on an MPC control algorithm [11] for productivity optimization has already been studied. The light-variation was mostly absent [10, 11] or considered to be an input that could be manipulated in order to impose the physiological state of the microalgae [12] or maximize productivity as one of the parameters of bioreactor design [13]. The present problem has however not been tackled yet in the literature.

We therefore developed a model that takes both the light variation and the self-shading features into account in order to develop the control law, where the substrate concentration in the input (marginally) and the dilution rate (mainly) will be used. This model should not be too complicated in order to be tractable and should present the main features of the process. Since we want to develop a control strategy that will be used on the long run, we could choose an infinite time-horizon measure of the yield. However, we rather take advantage of the observation that, in the absence of a discount rate in the cost functional, the control should be identical everyday and force the state of the system to be identical at the beginning of the day and 24 hours later. We therefore opted for optimizing a cost over one day with the constraint that the initial and terminal states should be identical.

The paper is structured as follows: in Section 2 we develop a photobioreactor model presenting all the aforementioned features; in Section 3 we identify the optimal operating mode in constant light environment; in Section 4 we develop our main result, that is the form of the optimal control law in a day & night setting; in Section 5 we identify the consequence if the control constraint is generous; we conclude by a simulation study and bifurcation analysis in Section 6.

2 A photobioreactor model with light attenuation

Micro-algae growth in a photobioreactor is often modeled through one of two models, the Monod model [14] or the Droop Model [15]. The latter is more accurate as it separates the process of substrate uptake and growth of the microalgae. However, the former already gives a reasonable representation of reality by coupling growth and uptake, and is more convenient for building control laws since it is simpler. The Monod model writes:

$$\begin{cases} \dot{S} &= D(S_{in} - S) - k\mu(S, I)X, \\ \dot{X} &= \mu(S, I)X - DX, \end{cases} \quad (1)$$

where S and X are the substrate (e.g. nitrate concentration) and biomass (measured in carbon concentration, gC.L^{-1}) in the medium, which is supposed to be homogeneous through constant stirring, while D is the dilution rate, S_{in} is the substrate input concentration and k is the substrate/biomass yield coefficient; $\mu(S, I)$ is the microalgae biomass growth rate, depending on substrate and light intensity I , which is often taken to be of the Michaelis-Menten form with respect to S and I :

$$\mu(S) = \frac{\bar{\mu}S}{S + K_S} \frac{I}{I + K_I}. \quad (2)$$

With K_S and K_I the associated half saturation constants. We will however not focus on this specific form and simply consider that $\mu(S, I) = \mu_S(S)\mu_I(I)$ is the product of a light related function $\mu_I(I)$ and of a substrate related function $\mu_S(S)$, such that $\mu_S(0) = 0$, is increasing and bounded (with $\lim_{S \rightarrow \infty} \mu_S(S) = \bar{\mu}$). Generalization for the function $\mu_I(I)$ will also be proposed later on.

We will now provide extensions to this model so that it fits better to the production problem in high-density photobioreactors under study.

2.1 Adding respiration

The central role played by respiration in the computation and optimization of the productivity of a photobioreactor has been known for a long time (see e.g. [16]), since it tends to reduce the biomass. We therefore introduce respiration by the microalgae into our model. In contrast to photosynthesis, this phenomenon takes place with or without light: from a carbon point of view, it converts biomass into carbon dioxide, so that we represent it as a $-rX$ term that represents loss of biomass. The biomass dynamics then become

$$\dot{X} = \mu(S)X - rX - DX.$$

Remark that mortality is also included in the respiration term. Mortality can be high in photobioreactors, due to its high biomass density.

2.2 Adding light attenuation

When studying high concentration reactors, light cannot be considered to have the same intensity in any point of the reactor. We consider an horizontal planar photobioreactor (or raceway) with constant horizontal section A over the height of the reactor and vertical incoming light. We will then represent light attenuation following an exponential Beer-Lambert law [17] where the attenuation at some depth z comes from the total biomass Xz per surface unit contained in the layer of depth $[0, z]$:

$$I(Xz) = I_0 e^{-aXz}, \quad (3)$$

where I_0 is the incident light and a is a light attenuation coefficient. In microalgae, chlorophyll is mostly the cause of this shadow effect and, in model (1), it is best represented by a fixed portion of the biomass [18], which yields the direct dependence in X in model (3). With such an hypothesis on the light intensity that reaches depth z , growth rates vary with depth: in the upper part of the reactor, higher light causes higher growth than in the bottom part. Supposing that light attenuation directly affects the growth rate [19], the growth rate in the form (2) for a given depth z can then be written as

$$\mu_z(S, I(Xz)) = \frac{I(Xz)}{I(Xz) + K_I} \mu_S(S) .$$

We see that this results in a differentiated biomass growth-rate in the reactor which could possibly yield spatial heterogeneity in the biomass concentration; however, constant stirring is supposed to keep the concentrations of S and X homogeneous. Then, we can compute the mean growth rate in the reactor:

$$\mu(S, I_0, X) = \frac{1}{L} \int_0^L \mu_z(S, I(Xz)) dz ,$$

where L is the depth of the reactor. It is this average growth rate that will be used in the lumped model that we develop. We then have:

$$\begin{aligned} \mu(S, I_0, X) &= \frac{1}{L} \int_0^L \frac{I_0 e^{-aXz}}{I_0 e^{-aXz} + K_I} dz \mu_S(S) \\ &= \frac{1}{aXL} \ln \left(\frac{I_0 + K_I}{I_0 e^{-aXL} + K_I} \right) \mu_S(S) . \end{aligned}$$

2.3 Considering varying light

In order to determine more precisely the model, we should now indicate what the varying light is like. Classically, it is considered that daylight varies as the square of a sinusoidal function so that

$$I_0(t) = \left(\max \left\{ \sin \left(\frac{2\pi t}{T} \right), 0 \right\} \right)^2 ,$$

where T is the length of the day. The introduction of such a varying light would however render the computations analytically untractable. Therefore, we approximate the light source by a step function:

$$I_0(t) = \begin{cases} \bar{I}_0, & 0 \leq t < \bar{T} & \text{— light phase ,} \\ 0, & \bar{T} \leq t < T & \text{— dark phase .} \end{cases}$$

In a model where the time-unit is the day, T will be equal 1. At the equinoxes, we have that $\bar{T} = \frac{T}{2}$, but this quantity obviously depends on the time of the year.

2.4 Reduction and generalization of the model

The system for which we want to build an optimal controller is therefore

$$\begin{cases} \dot{S} &= D(S_{in} - S) - k \frac{1}{aXL} \ln \left(\frac{I_0(t) + K_I}{I_0(t) e^{-aXL} + K_I} \right) \mu_S(S) X , \\ \dot{X} &= \frac{1}{aXL} \ln \left(\frac{I_0(t) + K_I}{I_0(t) e^{-aXL} + K_I} \right) \mu_S(S) X - rX - DX . \end{cases} \quad (4)$$

However, in order to maximize the productivity it is clear that the larger S the better: since it translates into larger growth rates of the biomass X . Hence, the control of the inflow concentration of the substrate S_{in} should always be kept very large so as to always keep the substrate in the region where $\mu_S(S) \approx \bar{\mu}$. We can then concentrate on the reduced model

$$\dot{X} = \frac{\bar{\mu}}{aL} \ln \frac{I_0(t) + K_I}{I_0(t)e^{-aXL} + K_I} - rX - DX ,$$

where the only remaining control is the dilution D and which then encompasses all the relevant dynamics for the control problem. As was seen in [10], the relevant concentration in the photobioreactor, with Beer-Lambert light attenuation, is not the volumic density X but rather the surfacic density $x = XL$: the evolution of this quantity is indeed independent of the reactor's depth: whether we consider a deep and very diluted reactor or a shallow high concentration reactor with identical surfacic density

$$\begin{aligned} \dot{x} &= \frac{d(XL)}{dt} = L \left(\frac{\bar{\mu}}{aL} \ln \frac{I_0(t) + K_I}{I_0(t)e^{-aXL} + K_I} - rX - DX \right) \\ &= \frac{\bar{\mu}}{a} \ln \frac{I_0(t) + K_I}{I_0(t)e^{-ax} + K_I} - rx - Dx , \end{aligned} \quad (5)$$

which is indeed independent of the depth L .

The reduced model (5) can be rewritten by taking advantage of the special form of varying light source as follows

$$\dot{x} = \begin{cases} f(x) - rx - Dx, & 0 \leq t < \bar{T} , \\ -rx - Dx, & \bar{T} \leq t < T . \end{cases} \quad (6)$$

with

$$f(x) = \frac{\bar{\mu}}{a} \ln \frac{\bar{I}_0 + K_I}{\bar{I}_0 e^{-ax} + K_I}$$

This model is quite simple except for the only nonlinear term which directly comes from the form of μ_I and from the Beer-Lambert law (3). In order to generalize our approach to more light responses (*e.g.* for high density photobioreactor with possible high light inhibition, see [20]) and to not restrict ourselves to the Beer-Lambert law, we notice that the function $f(x)$ is zero in zero, increasing in 0, bounded and strictly concave in x . Such a choice of $f(x)$ yields the following somewhat trivial property, that will prove important in the following, and that is linked to $f(x)$ being concave, with $f(0) = 0$ and $f'(0) > 0$:

Property 1 *With $f : \mathbb{R}^+ \rightarrow \mathbb{R}$ strictly concave and such that $f(0) = 0$ and $f'(0) > 0$, we have that, for any $x > 0$:*

$$f'(0) > \frac{f(x)}{x} > f'(x) ,$$

which also shows that $\liminf_{x \rightarrow +\infty} f'(x) \leq 0$.

Moreover

$$\frac{d}{dx} \left(\frac{f(x)}{x} \right) < 0 .$$

Proof: We have $f(x) = f(0) + \int_0^x f'(s)ds$ with $f(0) = 0$ and $f'(0) > f'(s) > f'(x)$ for all $0 < s < x$ due to the concavity, so that $f(x) < \int_0^x f'(0)ds = f'(0)x$ and $f(x) > \int_0^x f'(x)ds = f'(x)x$.

The decreasing of $\frac{f(x)}{x}$ comes from the explicit computation $\frac{d}{dx} \left(\frac{f(x)}{x} \right) = \frac{f'(x)x - f(x)}{x^2}$ which is negative thanks to the previous property. \square

The four properties that we impose on $f(x)$ should be expected from the net-growth in a photobioreactor: no growth should take place in the absence of biomass, it should be increasing because additional biomass should lead to more growth (at least at low densities); it should be bounded because, when x is very large the bottom of the reactor is in the dark, so that adding new biomass simply increases the dark zone without allowing additional growth; and the per-capita growth-rate $\frac{f(x)}{x}$ should be decreasing because additional biomass slightly degrades the environment for all because of the shadowing it forces.

As a generalization of the model (5), we consider that, during the day of length $\bar{T} < T$, the system is written as

$$\dot{x} = f(x) - rx - ux, \quad (7)$$

with $f(0) = 0$, $f'(x) > 0$, $f''(x) < 0$, $f(x)$ bounded, $r > 0$ and $x, u \in \mathbb{R}^+$ and, during the night of length $T - \bar{T}$, as

$$\dot{x} = -rx - ux. \quad (8)$$

In order to couple both these systems, we define $h(t)$ as a step function whose value is 1 for $t < \bar{T}$ and 0 for $t \geq \bar{T}$ that will allow to synthetize (7)-(8) in the form

$$\dot{x} = f(x)h(t) - rx - ux. \quad (9)$$

As we will see, the central property that will be exploited is the strict concavity of $f(x)$; in the following, we will use the simpler term ‘‘concavity’’ to denote that property.

Lastly, in practice u cannot take any value: it should be positive, but also upper-bounded since its value is determined by the maximum capacity of some pumps. In the following, we will consider that $0 \leq u(t) \leq \bar{u}$ at all times (with $\bar{u} > 0$).

3 Productivity optimization in constant light environment

In a constant light environment (*i.e.* $h(t)$ is constant), we will be able to exploit the system at a steady state. In that case, the dynamics are strictly imposed by (7) and the constant u and corresponding equilibrium value $x^*(u)$ are chosen in such a way that the maximum of the biomass flow rate at the output of the reactor with the upper surface A is reached. This is defined as $\max_u (uA)x^*(u)$ and constitutes this productivity analysis.

Since $ux = f(x) - rx$ at equilibrium, maximizing uAx amounts to maximizing $f(x) - rx$. $f(x)$ being concave, this is equivalent to find the unique solution of

$$f'(x) = r,$$

when it exists. Noting that $\lim_{x \rightarrow +\infty} f'(x) \leq 0$ and that $f'(\cdot)$ (see Property 1) is a decreasing function of x because of the concavity of f , this last equality has a positive solution if $f'(0) > r$ is satisfied. This condition is crucial since, without it, the only equilibrium of the system is $x = 0$, independently of the choice of u . Under this assumption, the biomass density that corresponds to the maximization of the productivity in a constant light environment is

$$x_\sigma = (f')^{-1}(r). \quad (10)$$

so that that $f(x) - rx$ is increasing for $x < x_\sigma$ and decreasing for $x > x_\sigma$, which will extensively use in the following. We then obtain

$$u_\sigma = \frac{f(x_\sigma)}{x_\sigma} - r = \frac{f[(f')^{-1}(r)]}{(f')^{-1}(r)} - r, \quad (11)$$

which is positive by definition of x_σ . In that case, the optimal instantaneous surfacic productivity $u_\sigma x_\sigma = f(x_\sigma) - rx_\sigma$

Taking into account the actuator constraint, if $u_\sigma \leq \bar{u}$, it yields the optimal productivity. Indeed, since it satisfies

$$\frac{f(x^*(u))}{x^*(u)} - r = u .$$

with $\frac{f(x)}{x}$ decreasing because of Property 1, $x^*(u)$ is a decreasing function which is larger than x_σ for $u < u_\sigma$. The productivity $ux^*(u) = f(x^*(u)) - rx^*(u)$ is then an increasing function of u because $f(x) - rx$ is decreasing as long as $u < u_\sigma$ and the optimal productivity is obtained with $u = \bar{u}$.

For convenience, we will define two other equilibria beyond x_σ : the equilibria of (7) for $u = 0$ and $u = \bar{u}$, that we will denote \bar{x}^0 and $\bar{x}^{\bar{u}}$ respectively.

Note that the study of the present section is in line with our work in [10], where we considered the productivity optimization in a constant light for a Droop model with light attenuation. In that study, the analysis was much complicated by the link between shading and nitrogen content of the algae, so that both S_{in} and D had to be taken into account.

4 Productivity optimization in day/night environment

In an environment with varying light, a non constant input must be considered. Here we consider the case where the photobioreactor is operated on the long term, with a daily biomass production from the reactor outlet. The problem that we thus consider is the maximization of the biomass production over a single day

$$\max_{u(t) \in [0, \bar{u}]} \int_0^T (u(t)A)x(t)dt ,$$

We are then looking for a periodic regime, where, the photobioreactor is operated identically each day. This means that the initial condition at the beginning of the day should equal the final condition at the end of the day. This then requires that we add the constraint

$$x(T) = x(0) .$$

In actual applications, the length of the bright phase will change slightly from one day to the next. This will probably impose a slight change of biomass at the beginning of the next day but, in this preliminary study, we will consider that such a phenomenon has little effect on the qualitative form of the solutions.

We therefore are faced with the following Optimal Control Problem:

$$\begin{aligned} \max_{u(t) \in [0, \bar{u}]} & \int_0^T u(t)x(t)dt \\ \text{with} & \dot{x} = f(x)h(t) - rx - ux , \\ & x(T) = x(0) , \end{aligned} \tag{12}$$

4.1 Dealing with the T-periodicity

In order to solve this problem, it is convenient to observe that $x(T) = x(0) = x_0$ cannot be achieved for all values of x_0 even without requiring optimality. For that, we consider the best case scenario, that is the one where $u = 0$ for all t , which yields the largest value of $x(T)$ since

no biomass is taken out of the system (this is also seen by comparing the system with $u = 0$ to systems with any $u = u(t)$); the value of $x(T)$ obtained in the closed photobioreactor must then be larger than x_0 for (12) to have a chance to have a solution that starts in that x_0 . In this section, we will give a condition that guarantees that the set of initial conditions x_0 that yield $x(T) > x_0$ in a closed photobioreactor is contained in an interval $\mathcal{I} = [0, x_{0max}]$, inside which the initial condition in the solution of (12) will lie.

The first observation that we can make is that, for $x_0 \geq \bar{x}^0$ (the equilibrium of system (7) with $u = 0$), we have $x(T) < x_0$ because $x(t)$ is then decreasing all along the solution. The upper-bound x_{0max} , if it exists, is therefore smaller than \bar{x}^0 .

In order to guarantee that the interval is non-empty (or equivalently that $x_{0max} > 0$) we will then concentrate on what happens for x_0 in a small neighborhood of 0. The (7) dynamics with $u = 0$ can then be rewritten as

$$\dot{x} = (f'(0) - r)x ,$$

so that $x(\bar{T}) = x_0 e^{(f'(0)-r)\bar{T}}$ and $x(T) = x(\bar{T})e^{-r(T-\bar{T})} = x_0 e^{(f'(0)-r)\bar{T}} e^{-r(T-\bar{T})}$. We then have $x(T) > x_0$ for x_0 small if the exponential factor is larger than 1, that is if:

Assumption 1 The growth function $f(x)$ is \mathcal{C}^1 , bounded, satisfies $f(0) = 0$, $f'(0) > 0$, $f''(x) < 0$ for all $x \geq 0$ and

$$f'(0)\bar{T} > rT . \quad (13)$$

This condition is quite natural since it imposes that, when the population is small, that is when the per capita growth rate is the largest, growth during the daylight period exceeds the net effect of respiration that takes place. We have shown that this condition is sufficient but it is also necessary for $x_{0max} > 0$ since Property 1 imposes that

$$\dot{x} = f(x)h(t) - rx - ux \leq (f'(0)h(t) - r - u)x$$

so that, for a given x_0 , $x(T)$ in a closed photobioreactor is always smaller with the nonlinear system than the value $x^l(T)$ obtained with its linear upper approximate. A necessary condition for $x(T) > x_0$ is therefore $x^l(T) > x_0$, which amounts to Assumption 1, which is therefore necessary for $x_{0max} > 0$.

Further properties are summed-up in the following proposition

Proposition 1 *If Assumption 1 is satisfied*

- System (9) has a unique initial condition $x_0 = x_0^f$ which is such that $x(T) = x_0$ if $u(t) = 0$ for all times. It is the unique fixed point of

$$\int_{x_0}^{x_0 e^{r(T-\bar{T})}} \frac{1}{f(\xi) - r\xi} d\xi = \bar{T} .$$

- This value x_0^f is such that, with $u(t) = 0$ at all times, $x(T) > x_0$ for all $x_0 < x_0^f$, and $x(T) < x_0$ for all $x_0 > x_0^f$ so that $x_{0max} = x_0^f$.

- If

$$f'(0)\bar{T} > (r + \bar{u})T , \quad (14)$$

there is a unique $x_0 = x_{0min}$ such that $x(T) = x_0$ if $u(t) = \bar{u}$ for all times. Also x_0 solution of (12) belongs to the interval $[x_{0min}, x_{0max}]$.

All this is obtained by analyzing the dependency

$$\int_{x_0}^{x(T)e^{r(T-\bar{T})}} \frac{1}{f(\xi) - r\xi} d\xi = \bar{T}.$$

where $x(T)$ is seen as a function of x_0 .

Finally, since $x_0 < \bar{x}^0$ in the solution of (12), $x(t) < \bar{x}^0$ at all times. Indeed, in the bright phase, $x(t)$ cannot go through \bar{x}^0 since the choice of u that maximizes \dot{x} is $u = 0$ that simply imposes convergence in infinite time toward \bar{x}^0 ; in the dark phase, $\dot{x} < 0$ which also prevents $x(t)$ from going through \bar{x}^0 .

4.2 Maximum principle

In this section, we will show that the solution of (12) can have one of three patterns. In order to solve problem (12), we will use Pontryagin's Maximum Principle (PMP, [21]) in looking for a control law maximizing the Hamiltonian

$$H(x, u, \lambda, t) \triangleq \lambda(f(x)h(t) - rx - ux) + ux,$$

with the constraint

$$\begin{cases} \dot{x} &= f(x)h(t) - rx - ux, \\ \dot{\lambda} &= \lambda(-f'(x)h(t) + r + u) - u. \end{cases} \quad (15)$$

In addition, we should add the constraint

$$\lambda(T) = \lambda(0).$$

as shown in [22]. We see from the form of the Hamiltonian that

$$\frac{\partial H}{\partial u} = (1 - \lambda)x,$$

so that, when $\lambda > 1$, we have $u = 0$, when $\lambda < 1$, we have $u = \bar{u}$, and when $\lambda = 1$ over some time interval, intermediate singular control might be applied.

Of paramount importance in the proofs will be the constancy of the Hamiltonian. Indeed, it is known that the Hamiltonian is constant along optimal solutions as long as the time does not intervene into the dynamics or the payoff. We then have that the Hamiltonian is constant in the interval $[0, \bar{T})$ (with $h(t) = 1$) and in the interval $(\bar{T}, T]$ (with $h(t) = 0$). The Hamiltonian presents a discontinuity at \bar{T} .

We can first give some general statements about where and when switches can occur

Proposition 2 If Assumption 1 is satisfied then, in the solution of problem (12)

- (i) No switch from $u = 0$ to $u = \bar{u}$ can take place in the dark phase;
- (ii) Switches from $u = 0$ to $u = \bar{u}$ in the bright phase take place with $x \leq x_\sigma$;
- (iii) Switches from $u = \bar{u}$ to $u = 0$ in the bright phase take place with $x \geq x_\sigma$.

Proof: All these results come from the analysis of $\dot{\lambda}$ at the switching instant. Indeed, at a switching instant, we have $\lambda = 1$ so that:

$$\dot{\lambda} = \lambda (-f'(x)h(t) + r) . \quad (16)$$

The form of $\frac{\partial H}{\partial u}$ indicates that a switch from $u = 0$ to $u = \bar{u}$ (resp. from $u = \bar{u}$ to $u = 0$) can only occur if $\dot{\lambda} \leq 0$ (resp. $\dot{\lambda} \geq 0$).

In the dark phase, (16) becomes $\dot{\lambda} = r\lambda > 0$; no switch from $u = 0$ to $u = \bar{u}$ can therefore take place (this shows (i)).

In the bright phase, $\dot{\lambda} \leq 0$ at a switching instant if $f'(x) \geq r$, which is equivalent to having $x \leq x_\sigma$; this is therefore a condition for a switch from $u = 0$ to $u = \bar{u}$ (this shows (ii)).

Conversely, in the bright phase, $\dot{\lambda} \geq 0$ at a switching instant if $f'(x) \leq r$, which is equivalent to having $x \geq x_\sigma$; this is therefore a condition for a switch from $u = \bar{u}$ to $u = 0$ (this shows (iii)). \square

In the following, we will propose candidate solutions to the PMP by making various hypotheses on the value of $\lambda(0) = \lambda_0$.

Theorem 1 If Assumption 1 is satisfied then three forms of solutions of problem (12) are possible:

- Bang-bang with $u(0) = 0$, a single switch to $u(t) = \bar{u}$ taking place strictly before \bar{T} and a single switch back to $u(t) = 0$ taking place strictly after \bar{T} ;
- Bang-singular-bang with $u(0) = 0$, a switch to $u(t) = u_\sigma$ taking place first strictly before \bar{T} , a single switch to $u(t) = \bar{u}$ also taking place strictly before \bar{T} and a single switch back to $u(t) = 0$ taking place strictly after \bar{T} .
- Constant control at $u(t) = \bar{u}$

In the first two cases, the switch back to $u(t) = 0$ takes place with x strictly smaller than it was at the moment of switch to $u(t) = \bar{u}$.

The proof of this result is detailed in appendix and is obtained by considering all possible situations that are in concordance with Proposition (2) and eventually eliminating all possibilities but the three cases detailed in Theorem 1.

4.3 Synthesis: the three possible optimal solutions

Without needing an explicit form of $f(x)$, we have been able to obtain the qualitative form of the optimal solution analytically. In the bang-bang case, it is made of four phases:

Solution 1 Bang-bang

1. Growth with a closed photobioreactor until a sufficient biomass level is reached ($u = 0$, $\dot{x} > 0$, $\lambda > 1$, $\dot{\lambda} < 0$);
2. Maximal harvesting of the photobioreactor with simultaneous growth ($u = \bar{u}$, \dot{x} not determined, $\lambda < 1$, $\dot{\lambda} < 0$);
3. Maximal harvesting of the photobioreactor with no growth until a low level of biomass is reached ($u = \bar{u}$, $\dot{x} < 0$, $\lambda < 1$, $\dot{\lambda} > 0$);

4. Passive photobioreactor: no harvesting, no growth, only respiration ($u = 0, \dot{x} < 0, \lambda > 1, \dot{\lambda} > 0$).

The first two phases take place in the presence of light, the other two in the dark. In phase 3, harvesting of as much biomass produced in the light phase as possible is continued while not going below the level where the residual biomass left is sufficient to efficiently start again the next day.

If the optimal solution contains a singular phase, the analytical approach has helped us to identify the qualitative form of the optimal productivity solution. It now contains five phases:

Solution 2 Bang-singular-bang

1. Growth with a closed photobioreactor until the x_σ biomass level is reached ($u = 0, x < x_\sigma, \dot{x} > 0, \lambda > 1, \dot{\lambda} < 0$);
2. Maximal equilibrium productivity rate on the singular arc ($u = u_\sigma, x = x_\sigma, \dot{x} = 0, \lambda = 1, \dot{\lambda} = 0$);
3. Maximal harvesting of the photobioreactor with simultaneous growth ($u = \bar{u}, x < x_\sigma, \dot{x} < 0, \lambda < 1, \dot{\lambda} < 0$);
4. Maximal harvesting of the photobioreactor with no growth until a low level of biomass is reached ($u = \bar{u}, x < x_\sigma, \dot{x} < 0, \lambda < 1, \dot{\lambda} > 0$);
5. Passive photobioreactor: no harvesting, no growth, only respiration ($u = 0, x < x_\sigma, \dot{x} < 0, \lambda > 1, \dot{\lambda} > 0$);

For this form of solution, we see that maximal instantaneous productivity is achieved during the whole second phase, when the singular solution occurs (Figure 3B). This solution with a singular form then seems to be naturally the most efficient one. It can however not always be achieved for two reasons:

- if (18) is not satisfied, $u_\sigma > \bar{u}$, so that it is not an admissible control. The solution should then be bang-bang and the application of $u = \bar{u}$ has the same role as u_σ in the solution with a singular arc since $u = \bar{u}$ is then the optimal solution to the instantaneous productivity optimization problem (Figure 3C).
- if growth is not sufficiently stronger than respiration (with (13) satisfied however), a bang-bang solution that stays below x_σ is optimal, because there is not enough time for it to reach x_σ (Figure 3A).

The only remaining solution is the one with u constant at \bar{u} and is characterized by

Solution 3 $u = \bar{u}$

1. Maximal harvesting of the photobioreactor with simultaneous growth ($u = \bar{u}, x < x_\sigma, \dot{x} > 0, \lambda < 1, \dot{\lambda} < 0$);
2. Maximal harvesting of the photobioreactor with no growth ($u = \bar{u}, x < x_\sigma, \dot{x} < 0, \lambda < 1, \dot{\lambda} > 0$);

Since this solution relies on the satisfaction of condition (14), it is clear that it could mainly occur if the actuator has been under-dimensioned and when the dark phase does not last too long.

5 Discussion

5.1 Existence and uniqueness of the optimal solution

Existence of an optimal solution is obvious since the achieved yield for solutions satisfying $x(t) = x(0)$ is bounded between 0 (obtained for $x_0 = x_{0max}$ and $u = 0$) and $\bar{x}^0 \bar{u} AT$ (not achievable but an upper-bound nonetheless because $x(t) \leq \bar{x}^0$ and $u(t) \leq \bar{u}$ at all times). The productivity level therefore has a finite supremum, which translates into a maximum since the set of definition of the $u(t)$ control laws bounded by $[0, \bar{u}]$ is closed. The optimal control problem therefore has a solution.

We have also carried out a tedious analysis of the impossibility of existence of two different solutions of the maximum principle by showing that, once one solution has been evidenced, variations of the switching times cannot produce a second solution of the PMP satisfying both periodicity conditions (on x and λ). Once we have found a solution of the PMP, it is therefore optimal. This uniqueness result is not crucial in the following discussions. Therefore, we do not detail them.

5.2 Large but limited \bar{u}

Too small an upper-bound \bar{u} for $u(t)$ gives rise to two kinds of optimal solutions where the constraint on the control really limits the productivity. First, when $\bar{u} < u_\sigma$, there could exist optimal solutions that go through x_σ but cannot stay at this optimal level because the required control value is not admissible. Secondly, an optimal solution (denoted Solution 3) could require the actuator to always be open. In order to prevent the first case, it suffices to design the actuator and chemostat so that $\bar{u} > u_\sigma$; note however that this does not imply that the solution of (12) goes through a singular phase: growth could very well be too slow for the solution to reach the x_σ level during the interval $[0, \bar{T}]$. In the second case, the constant control $u(t) = \bar{u}$ for all times also indicates that the actuator is not strong enough since the only way the dilution can be efficient enough is by being active during the whole dark phase; a solution where the dilution succeeds in harvesting the chemostat at the beginning of the night is certainly to be preferred since it prevents respiration from taking too big a role. Condition (14) should then not be satisfied so that no periodic solution with $u = \bar{u}$ exists. In this Section, we then should have that

$$\bar{u} > \max \left(\frac{f[(f')^{-1}(r)]}{(f')^{-1}(r)} - r, \frac{f'(0)\bar{T}}{T} - r \right).$$

It is however convenient to remember from Remark 1 that $\frac{f[(f')^{-1}(r)]}{(f')^{-1}(r)} < f'(0)$, and that we trivially have $\frac{f'(0)\bar{T}}{T} < f'(0)$. We will therefore make the simpler hypothesis:

$$\bar{u} > f'(0) - r. \quad (17)$$

Note first that this implies that, when applying $u = \bar{u}$, $\dot{x} = f(x) - rx - \bar{u}x < f'(0)x - rx - \bar{u}x < 0$ so that $\bar{x}^{\bar{u}} = 0$ and the biomass is always decreasing when the maximal dilution is applied.

When (17) is satisfied, only two forms of solutions of the PMP are possible: the bang-bang solution that never reaches the x_σ level because the net biomass growth is too weak (respiration included) and the bang-singular-bang solution.

5.3 Unconstrained dilution rate

When considering that u can be unbounded, there is the possibility for δ impulses to occur in the solution of the PMP. We will not give any further mathematical developments, but things

Parameter	Value	Units
$\bar{\mu}$	1.7	day^{-1}
a	0.5	$m^2/g[C]$
\bar{I}_0	1500	$\mu\text{mol quantam}^{-2}s$
K_I	20	$\mu\text{mol quantam}^{-2}s$
r	0.07	day^{-1}
\bar{T}	0.5	day
\bar{u}	2	day^{-1}

Table 1: Growth and bioreactor parameters for *Isochrysis galbana*

readily seem clear.

In the limit, bang-singular-bang solutions would have the following form: the chemostat would be closed in the dark phase and at the beginning of the light phase until $x = x_\sigma$ is reached. The solution would stay on $x = x_\sigma$ until $t = \bar{T}$ is reached. Any earlier impulse would force the solution to have more bang phases than possible, as demonstrated in the proof of Theorem 1. At $t = \bar{T}$, a Dirac impulse is applied to bring λ to 1 so that $u = 0$ is then applied during the whole dark phase. The reactor then has three modes: a batch mode when x is different from x_σ , a continuous mode, on the singular arc and an instantaneous harvest at the transition between the bright and dark phases. The harvest consists in instantaneously replacing the medium with biomass-free, but substrate-rich, medium, to bring the biomass concentration to the mandated level.

The bang-bang solutions that stay below x_σ here become pure batch solutions with instantaneous harvest, the reactor being always closed except at $t = \bar{T}$ (where λ is brought to 1 through an impulse).

We see from this analysis that, depending on the chosen microalgae and chemostat design, the optimal productivity is either obtained in batch mode or through the introduction of some continuous mode between batch phases.

6 Simulations

6.1 *Isochrysis galbana*

We will now show the forms of Solutions 1,2, and 3 in the (t, x) space. For that, we start with a dynamical model (6) for the growth of *Isochrysis galbana* with the parameters taken as in [10]. With such parameters, the critical values $x_\sigma = 14.93$ and $u_\sigma = 0.9066$ are easily computed, and the optimal solution is represented by the blue curves in Figure 1. It presents the bang-singular-bang structure of Solution 2 with $u = 0$ until time $t = 0.282$ followed by $u = u_\sigma$ until $t = 0.420$, $u = \bar{u}$ until $t = 0.584$ followed by $u = 0$. The corresponding daily surfacic productivity is then $6.33g[C]/m^2$ for a total cumulated flow $\int_0^1 u(\tau) d\tau$ equal to 0.453, that is 45% of the medium has been renewed during the 24 hours. We then considered the application of a constant control during the 24 hours and optimized the level of this control numerically. The optimum was achieved for $\hat{u} = 0.461$, which yields a daily productivity equal to $6.26g[C]/m^2$ and a cumulated flow equal to 0,461 also. Three things need to be noticed from this comparison: (i) both optimal solutions are quite different in Figure 1 though the x values stay in the same range; (ii) the productivity increase generated by the optimal solution is very weak (1.11%); (iii) the total flow required to attain both optimal solutions are very similar. In fact, the fact

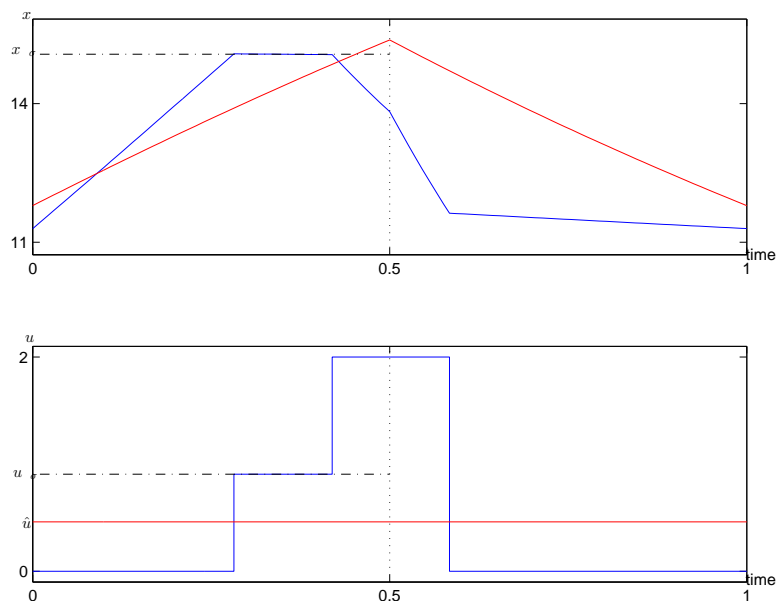


Figure 1: Bang-singular-bang optimal solution (in blue) confronted with the most productive constant dilution rate scenario (in red) for the microalgae *Isochrysis galbana* and the parameters of Table 1. At the top is the evolution of the biomass and at the bottom that of the control. The black dash-dotted lines represent the values of x_σ and u_σ respectively

that the improvement of the productivity is small is not surprising: the necessity of shutting down the chemostat at night is linked to the respiration that would consume the biomass. In the present case, the respiration is weak so that, during one night, only 3.44% of the biomass is consumed. This phenomenon is here marginal so that the optimal control approach developed to limit it provides little gain and what really matters is the total flow that goes through the photobioreactor.

A second case needs to be studied, that is the one that corresponds to the case where \bar{u} is smaller than u_σ , so that the singular phase is not possible. This yields Solution 1, the bang-bang case, when we take $\bar{u} = 0.8$. However, we expect that the productivity would not be degraded much since we should be able to do better than the aforementioned case with $\bar{u} = 0.461$, which is an admissible solution for the present control problem, and which gives a productivity that is barely below the optimal one with $\bar{u} = 2$. It is indeed the case since, with switching times at $t = 0.222$ and $t = 0.790$ a productivity of $6.30g[C]/m^2$ is achieved with a total flow of 0.457 still similar to the one observed in both previous cases.

If we now reduce \bar{u} to 0.1, a significant performance degradation should be expected since there is an upper-bound on the total flow. In fact, we obtained numerically that the optimal control here yields a constant control at $u = 0.1$ and a productivity of $4.35g[C]/m^2$ which is 68.7% of the one obtained when $\bar{u} = 2$.

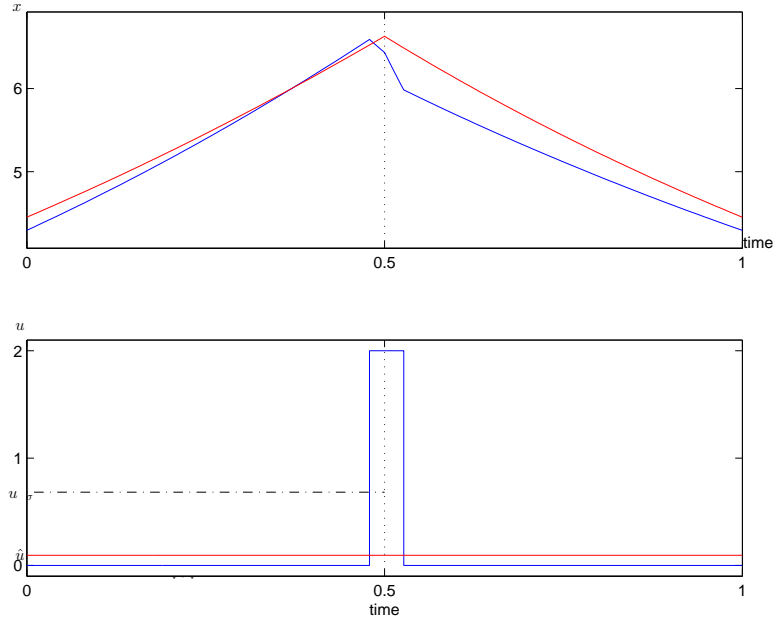


Figure 2: Bang-bang optimal solution (in blue) confronted with the most productive constant dilution rate scenario (in red) for a high-respiration species ($r = 0.7$) and $\bar{u} = 2$

6.2 Importance of the respiration

In this section we explore the impact of a large value for parameter r , which can be due to increased respiration, or to a high mortality as often is the case in high density cultures (however, we will stick to the respiration terminology). If we now consider a species that has all the characteristics of *Isochrysis galbana* except that it has a very large r equal to 0.7 day^{-1} , we expect the optimal strategy to have a much bigger impact on the outcome. Indeed, this respiration has much more importance at night than in the previous case since it consumes 29.5% of the biomass, hence the importance of limiting the biomass level at night. We see in Figure 2 that the optimal solution is here bang-bang with a short opening window at the end of the day and at the beginning of the night to harvest the produced biomass ($u = \bar{u}$ for $t \in [0.479, 0.527]$). The optimal production is here $0.607 \text{ g}[C]/\text{m}^2$ for a total flow of 0.096, that is a very little daily medium renewal while the best constant control $\hat{u} = 0.095$ yields $0.519 \text{ g}[C]/\text{m}^2$. We see here that the daily total flows are again almost equivalent but that the productivity is here improved by 17% through the bang-bang approach, which is far from being negligible, especially since it is made with almost an exact same hydraulic effort as the constant dilution strategy. Though the $x(t)$ solutions in Figure 2 both look similar, the larger population at night with the constant control strategy explains why there is more respiration when the control is constant than when it is bang-bang, hence less productivity.

6.3 Bifurcation analysis

In this section, we study more quantitatively the outcome of sections 6.1 and 6.2. We draw 2D-bifurcation figures for the parameters r and \bar{u} (the other parameters being fixed at the values of Table 1). We build a bifurcation diagram for these two parameters by identifying in which

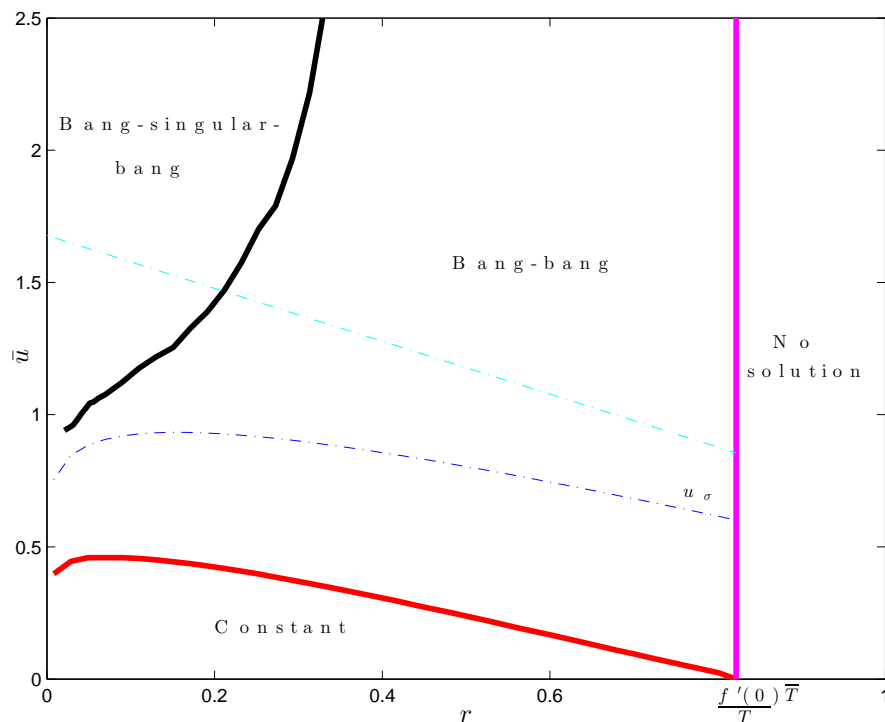


Figure 3: Bifurcation diagram defining the four (r, \bar{u}) -parametric regions where the different patterns of optimal solutions are encountered: bang-singular-bang control (above the black line), bang-bang control (between the black, red, and magenta lines), constant control (below the red line) and no optimal solution (on the right of the magenta line)

regions the different optimal solution patterns appear; these regions are delimited by solid lines.

We first see in Figure 3 that, when $r > \frac{f'(0)\bar{T}}{T}$, no solution is possible because condition (13) is not satisfied. Only the wash-out of the photobioreactor can occur, whatever the control strategy. In the region below the red curve, the optimal solution is a constant control $u(t) = \bar{u}$ during the whole day and night; this was expected for these small values of \bar{u} since the photobioreactor produces a quantity of biomass during the day that cannot be taken out if the actuator is not always open. The region where the solution is bang-bang is split into two by the $\bar{u} = u_\sigma(r)$ curve (dashed-dotted blue line of Figure 3): when $\bar{u} < u_\sigma(r)$, no singular phase is possible and when $\bar{u} > u_\sigma(r)$ in that region, the singular phase is theoretically possible but does not occur because the biomass does not reach the x_σ level. Finally, we see that the bang-singular-bang phase is concentrated in a region where r is small and \bar{u} large: the former allows for a reduced natural decrease of the biomass concentration, so that it does not need a lot of effort to be brought back up to x_σ at the beginning of the light phase; the latter allows for a very short phase of maximal harvesting so that it leaves plenty of time for a singular phase. Finally, we illustrated condition (17) by a dashed-dotted cyan line; this figure confirms what we had evidenced earlier: when \bar{u} is above that line the optimal control does not suffer from control limitations that intrinsically prevent a singular phase (because $\bar{u} < u_\sigma$) or forces the optimal control to be constant.

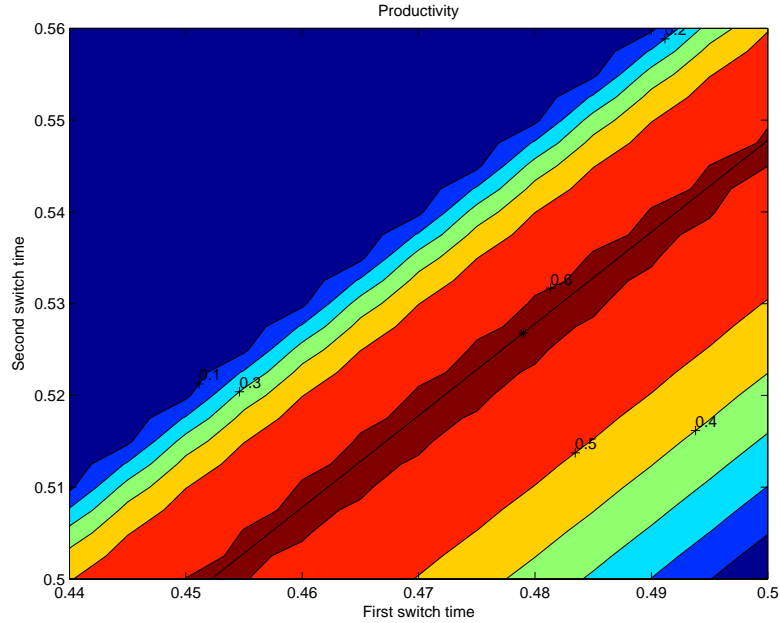


Figure 4: Productivity level contours for bang-bang solutions with the first switching time in abscissa and the second switching time in ordinate. The optimal productivity level computed in the previous section is obtained at the black star.

6.4 Importance of the open-reactor phase

In the high-respiration case, we have identified a short window of opening of the bioreactor around the end of the day and the beginning of the night. In this subsection, we will show a simulation that evidences the fact that the main characteristics of this window is its length and not so much the exact time at which it takes place. We have considered the case where $r = 0.7$ and computed the value of the productivity for switching times t_1 from $u = 0$ to \bar{u} between 0.44 and 0.5 and t_2 from \bar{u} to 0 between 0.5 and 0.56. The productivity is then illustrated by different color levels in Figure 4, the dark blue corresponding to zero (wash out of the reactor or almost closed reactor) and the purple to values above 0.6. A definite pattern appears on this figure: the productivity level is roughly constant along lines of the form $t_2 = \delta + t_1$. The productivity level then mainly depends on $t_2 - t_1$, that is the opening duration of the reactor or, equivalently, the total flow that goes through the reactor.

6.5 Near-optimal strategies

We have seen that the daily flow that goes through the chemostat has great importance for the productivity level of a solution. In order to confirm that, we propose a strategy that is of the bang-bang type and consists in having the dilution equal to \bar{u} in the interval $[\bar{T} - \frac{\tilde{u}}{2\bar{u}}, \bar{T} + \frac{\tilde{u}}{2\bar{u}}]$ and 0 outside of this interval. That way, the total flow that goes through the reactor is equal to \tilde{u} , so that we will be able to compare the obtained productivity level between that strategy and constant control strategies that have the same daily total flow. We did the computations for $\bar{u} = 2$ and values of \tilde{u} that did not lead to the wash-out of the reactor for both species of subsections 6.1 (on the left of Figure 5) and 6.2 (on the right of Figure 5). We see that, in

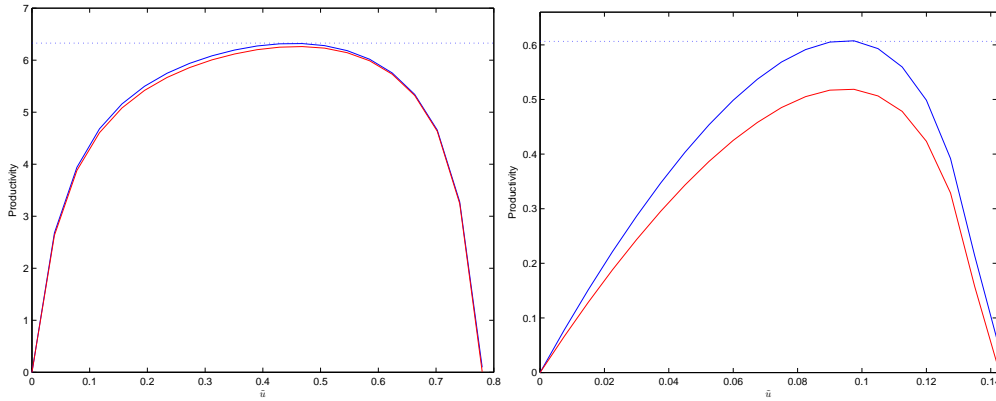


Figure 5: Productivity levels of species of subsections 6.1 (on the left) and 6.2 (on the right): in red, the productivity attained with the constant control $u = \tilde{u}$ and in blue the one with the near-optimal strategy of Section 6.5. The dashed-lines represent the optimal productivity levels with $\tilde{u} = 2$

both cases, the constant control (in red) yields a less productive process than the corresponding bang-bang strategy. This is especially true in the high-respiration case, but is also valid in the low respiration case, so that, when the exact optimal control law is not computed, it is advisable to choose a bang-bang one rather than a constant control. This strategy is strongly advisable since the optimal productivity level is represented through a dotted level in both figures and the near-optimal strategy achieves it almost in both cases for an appropriate daily flow. This was expected in the high respiration case where the optimal solution is bang-bang, because we had evidenced in Figure 4 that the actual timing of the beginning of the max-control window had little influence on the productivity level, but is also the case in the low-respiration case where the optimal solution is bang-singular-bang; even in this case, our proposed near-optimal strategy can almost achieve the optimal control level. This last property might however not hold for a high respiration species whose optimal pattern is bang-singular-bang: in that case, the corresponding best bang-bang near-optimal strategy might lead to large values of $x(t)$ hence more respiration, at the time where the control should be singular.

6.6 Beyond the photobioreactor

Photobioreactors are not the only ecological systems that undergo natural periodic forcing. We will now derive an example that relies more on seasonality and that is built on the famous fishing-stock model and the Maximum-Sustainable-Yield (MSY, [23]). The question here is therefore to determine how fishermen can best exploit a fishing stock while allowing it to survive. When basing the study on the logistic growth model

$$\dot{x} = \alpha x \left(1 - \frac{x}{K}\right) - qEx$$

where x is the size of the stock, E is the fishing effort and q is the fish catchability, it is determined that the maximization of the number of caught fishes over the long-run is obtained by keeping the stock at $x = \frac{K}{2}$ with $E = \frac{1}{2q}$. These are our x_σ and u_σ values. If we now consider that the fishing stock has a limited growing season (of length \bar{T}) during which it satisfies the logistic growth) and a season (of length $T - \bar{T}$) where only natural mortality and predation take place, we can set

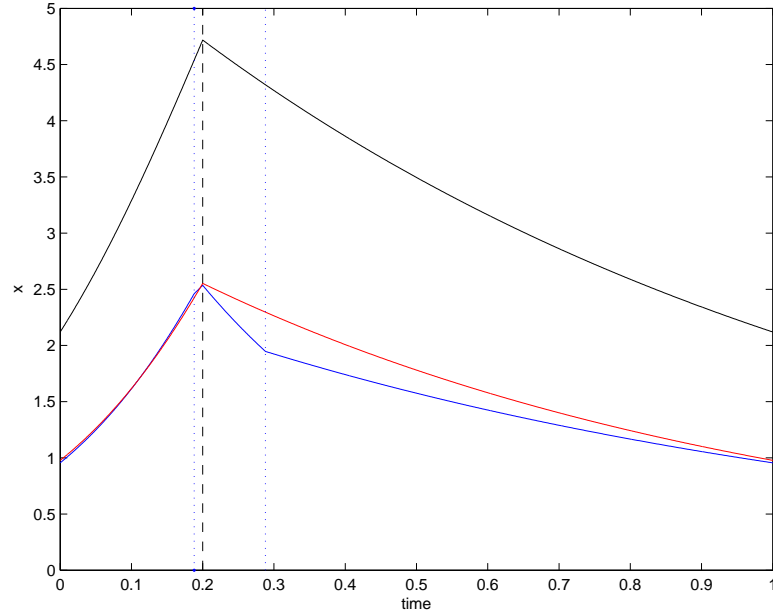


Figure 6: Comparison of the fishing stock when not fished (black curve), constantly fished (red curve) and using the bang-bang optimal control (blue curve).

ourselves in the setting of the present paper. Indeed we can then define $f(x) - rx = \alpha x \left(1 - \frac{x}{K}\right)$ with r the mortality rate during the non-growing season. We then define $u = qE$. Taking $\alpha = 6$, $K = 10$, $r = 1$, $\bar{T} = 0.2$, $T = 1$ and $\bar{u} = 2$, we first noticed on Figure 6 (black curve) that, in the absence of fishing, the fishing stock settles at a level that is way below K and even below $\frac{K}{2}$, the value of the MSY, which shows that no singular phase is possible in the optimal solution. The bang-bang optimal solution is then computed (blue curve) with switching times at $t = 0.188$ and 0.288 and compared with the best constant harvesting solution (red curve). In both cases, the fishing stocks are very similar during the growing season, but the optimal harvesting method reduces it at the beginning season so that mortality does not have time to do a lot of damage and, in the end, it improves the total of caught fishes during the season by 37%.

7 Conclusions

In this paper, we have shown how the day-night constraint influences the optimal control strategy that achieves maximal biomass daily productivity in a photobioreactor and reduces the optimal productivity level. We have identified three families of strategies that can achieve optimality: bang-singular-bang, bang-bang, and constant maximal control; the first two are characterized by an harvesting of the biomass at the end of the light phase and beginning of the night to limit the negative effects of the respiration, while the latter leads to permanent harvesting because the maximal dilution rate is too weak compared with the growth rate of the biomass. These families of control strategies have been built for a large set of nonlinear one-dimensional models with light-dark phases so that they can be applied beyond their motivation in this paper: that is a photobioreactor with Monod-like growth and Beer-Lambert light attenuation. Through simulations, we have shown that the necessity of applying an optimal control strategy strongly

depends on the respiration rate: if the latter is weak, constant control can achieve almost the same performance since the night phase consumes little biomass. However, we have also shown that a better choice is probably to apply a bang-bang control law which, in the presented simulations, always yields better productivity than comparable strategies with constant dilution. This is particularly supported by the fact that a bang-bang law with a proper timing can almost achieve the same productivity level as the optimal control law developed in the present paper; also this better productivity is achieved with a very similar cumulated effort as the one necessary for a constant dilution rate.

References

- [1] M. Huntley and D. Redalje, "CO₂ mitigation and renewable oil from photosynthetic microbes: A new appraisal," *Mitigation and Adaptation Strategies for Global Change*, vol. 12, pp. 573–608, May 2007.
- [2] Y. Chisti, "Biodiesel from microalgae," *Biotechnology Advances*, vol. 25, pp. 294–306, 2007.
- [3] P. Spolaore, C. Joannis-Cassan, E. Duran, and A. Isambert, "Commercial applications of microalgae," *Journal of Bioscience and Bioengineering*, vol. 101, pp. 87–96, Feb. 2006.
- [4] J. Hoffmann, "Wastewater treatment with suspended and non-suspended algae," *J. Phycol.*, vol. 34, pp. 757–763, 1998.
- [5] W. Oswald, *Micro-algal Biotechnology*, ch. Micro-algae and waste-water treatment, pp. 305–328. Cambridge University Press, 1988.
- [6] B. Tartakovsky, S. Ulitzur, and M. Sheintuch, "Optimal control of fed-batch fermentation with autoinduction of metabolite production," *Biotechnology Progress*, vol. 11, no. 1, pp. 80–87, 1995.
- [7] F. S. Wang and C. H. Shyu, "Optimal feed policy for fed-batch fermentation of ethanol production by *Zygomonas mobilis*," *Bioprocess and Biosystems Engineering*, vol. 17, pp. 63–68, 1997. 10.1007/PL00008957.
- [8] W. T. Wu, K. C. Chen, and H. W. Chiou, "On-line optimal control for fed-batch culture of baker's yeast production," *Biotechnology and Bioengineering*, vol. 27, no. 5, pp. 756–760, 1985.
- [9] I. Y. Smets, J. E. Claes, E. J. November, G. P. Bastin, and J. F. Van Impe, "Optimal adaptive control of (bio)chemical reactors: past, present and future," *Journal of Process Control*, vol. 14, no. 7, pp. 795–805, 2004.
- [10] P. Masci, O. Bernard, and F. Gognard, "Microalgal biomass productivity optimization based on a photobioreactor model," in *Proceedings of the 11th Computer Applications in Biotechnology Symposium*, Leuven, Belgium, 2010.
- [11] G. Becerra-Celis, G. Hafidi, S. Tebbani, D. Dumur, and A. Isambert, "Nonlinear predictive control for continuous microalgae cultivation process in a photobioreactor," in *Control, Automation, Robotics and Vision, 2008. ICARCV 2008. 10th International Conference on*, pp. 1373–1378, dec. 2008.

- [12] K. Marxen, K. Vanselow, S. Lippemeier, R. Hintze, A. Ruser, and U.-P. Hansen, “A photobioreactor system for computer controlled cultivation of microalgae,” Journal of Applied Phycology, vol. 17, pp. 535–549, 2005. 10.1007/s10811-005-9004-8.
- [13] I. Suh and C.-G. Lee, “Photobioreactor engineering: Design and performance,” Biotechnology and Bioprocess Engineering, vol. 8, pp. 313–321, 2003. 10.1007/BF02949274.
- [14] J. Monod, Recherches sur la Croissance des Cultures Bactériennes. Herman, Paris, 1942.
- [15] M. Droop, “Vitamin b12 and marine ecology. iv. the kinetics of uptake growth and inhibition in *monochrysis lutheri*,” J. Mar. Biol. Assoc., vol. 48, no. 3, pp. 689–733, 1968.
- [16] J. Grobbelaar and C. Soeder, “Respiration losses in planktonic green algae cultivated in raceway ponds,” J. Plankton Research, vol. 7, no. 4, pp. 497–506, 1985.
- [17] J. Lambert, Photometria sive de mensura et gradibus luminis, colorum et umbrae. Eberhardt Klett, Germany, 1760.
- [18] O. Bernard, P. Masci, and A. Sciandra, “A photobioreactor model in nitrogen limited conditions,” in 6th Vienna International Conference on Mathematical Modelling MATHMOD 2009, Vienna, Austria, 2009.
- [19] J. Huisman, H. Matthijs, P. Visser, H. Balke, C. Sigon, J. Passarge, F. Weissing, and L. Mur, “Principles of the light-limited chemostat: theory and ecological applications,” Antonie van Leeuwenhoek, vol. 81, pp. 117–133, 2002. 10.1023/A:1020537928216.
- [20] O. Bernard, “Hurdles and challenges for modelling and control of microalgae for CO2 mitigation and biofuel production,” Journal of Process Control, vol. 21, no. 10, pp. 1378–1389, 2011.
- [21] L. Pontryagin, V. Boltyansky, R. Gamkrelidze, and E. Mishchenko, Mathematical Theory of Optimal Processes. Wiley-Interscience, New York, 1962.
- [22] E. G. Gilbert, “Optimal periodic control: A general theory of necessary conditions,” SIAM Journal on Control and Optimization, vol. 15, no. 5, pp. 717–746, 1977.
- [23] C. Clark, Mathematical Bioeconomics: The Optimal Management of Renewable Resources. Wiley Interscience, 1990.
- [24] A. Melikyan, Generalized Characteristics of First Order PDEs: Applications in Optimal Control and Differential Games. Birkhäuser, Boston, 1998.

A Proof of Theorem 1

We will detail the different forms of solutions and show that no other solution than the one exposed in Theorem 1 can occur.

Bang-bang with $\lambda_0 > 1$: With $\lambda_0 > 1$, we have $u = 0$ at times 0 and T . At least, a switch of u from 0 to \bar{u} and back to 0 then needs to occur between time 0 and T (otherwise the payoff would be 0, since the argument of the integral that defines the productivity would always be 0). As we have seen in Proposition 2-(i), the switch from 0 to \bar{u} cannot take place in the dark phase. For the solution that we study, a switch then needs to take place at time $t_{0\bar{u}}$ in the $(0, \bar{T})$ interval and for $x(t_{0\bar{u}}) = x_{0\bar{u}} < x_\sigma$ and $\lambda(t_{0\bar{u}}) = 1$ (Proposition 2-(ii)).

The switch from $u = \bar{u}$ to $u = 0$ then needs to occur at some time $t_{\bar{u}0} > t_{0\bar{u}}$ (and some value of $x(t_{\bar{u}0}) = x_{\bar{u}0}$). Two possibilities then need to be considered:

- $t_{\bar{u}0} \leq \bar{T}$: from Proposition 2, we can deduce that $x_{\bar{u}0} \geq x_\sigma$. Applying $u = 0$ then forces convergence toward \bar{x}^0 for $t_{\bar{u}0} \leq t \leq \bar{T}$, so that $x(t)$ increases, and so stays above x_σ (so that $x(\bar{T}) \triangleq x_{\bar{T}} \geq x_\sigma > x_0$). No switch back to $u = \bar{u}$ can then take place neither before \bar{T} (because of (ii) of Proposition 2) nor after \bar{T} (because of (i) of Proposition 2).
- $t_{\bar{u}0} > \bar{T}$: from Proposition 2-(i), we can deduce that no other switch takes place afterward. Two cases will then be considered: either $x_{0\bar{u}} \geq \bar{x}^{\bar{u}}$ so that $x(t)$ decreases and $x_{0\bar{u}} \geq x_{\bar{T}} > x_{\bar{u}0}$ or $x_{0\bar{u}} < \bar{x}^{\bar{u}}$ so that $x_{0\bar{u}} < x_{\bar{T}}$, and we do not necessarily know if $x_{0\bar{u}} > x_{\bar{u}0}$.

We have then shown that any bang-bang solution with $u(0) = 0$ presents a single switch to $u = \bar{u}$ (before \bar{T}) and a single switch to $u = 0$ (before or after \bar{T}). We are then left with two things to show: first that $t_{\bar{u}0} \leq \bar{T}$ leads to a contradiction and then that, when $x_{0\bar{u}} < \bar{x}^{\bar{u}}$, we indeed have $x_{0\bar{u}} > x_{\bar{u}0}$.

We will now show that the switch from \bar{u} to 0 needs to occur strictly after \bar{T} . For that, we will consider that $t_{\bar{u}0} \leq \bar{T}$ and show that this leads to a contradiction. Using the constancy of the Hamiltonian in $[0, \bar{T})$, we have, by continuity of the variables at time \bar{T} , that

$$\lambda_0 (f(x_0) - rx_0) = \lambda_{\bar{T}} (f(x_{\bar{T}}) - rx_{\bar{T}}) ,$$

and, in $(\bar{T}, T]$, with $x(T) = x_0$ and $\lambda(T) = \lambda_0$:

$$\lambda_0 (-rx_0) = \lambda_{\bar{T}} (-rx_{\bar{T}}) .$$

Taking the differences between the equalities, we obtain

$$\lambda_0 f(x_0) = \lambda_{\bar{T}} f(x_{\bar{T}}) .$$

Taking the quotient of the last two equalities then yields

$$\frac{f(x_0)}{x_0} = \frac{f(x_{\bar{T}})}{x_{\bar{T}}} ,$$

with $x_{\bar{T}} \geq x_\sigma > x_0$. Remembering from Remark 1 that $\frac{f(x)}{x}$ is a decreasing function, this leads to a contradiction because $x_{\bar{T}} > x_0$ since the biomass only decreases at night. The switch from $u = \bar{u}$ to $u = 0$ then needs to take place with $t_{\bar{u}0} > \bar{T}$.

We will now show that, even in the case where $x_{0\bar{u}} < \bar{x}^{\bar{u}}$, the second switch takes place with $x_{\bar{u}0} < x_{0\bar{u}}$. For that, we first note that, since no switch from $u = \bar{u}$ to $u = 0$ takes place in the $[t_{0\bar{u}}, \bar{T}]$ interval, $f(x_{\bar{T}}) - rx_{\bar{T}} > f(x_{0\bar{u}}) - rx_{0\bar{u}}$. Indeed, since $x(t)$ is increasing along the considered solutions from $x_{0\bar{u}} < x_\sigma$, $f(x(t)) - rx(t)$ first increases from $f(x_{0\bar{u}}) - rx_{0\bar{u}}$ and then decreases (once $x(t)$ gets above x_σ); if we had $f(x_{\bar{T}}) - rx_{\bar{T}} \leq f(x_{0\bar{u}}) - rx_{0\bar{u}}$, there would be a time \tilde{t} belonging to the interval $(t_{0\bar{u}}, \bar{T}]$ where $f(x(\tilde{t})) - rx(\tilde{t}) = f(x_{0\bar{u}}) - rx_{0\bar{u}}$. A switch then necessarily would have taken place at that instant because of constancy of the Hamiltonian

$$(f(x_{0\bar{u}}) - rx_{0\bar{u}}) = \lambda(\tilde{t}) (f(x(\tilde{t})) - (r + \bar{u})x(\tilde{t})) + \bar{u}x(\tilde{t})$$

results, using $f(x(\tilde{t})) - rx(\tilde{t}) = f(x_{0\bar{u}}) - rx_{0\bar{u}}$, in

$$(1 - \lambda(\tilde{t})) (f(x(\tilde{t})) - rx(\tilde{t})) = (1 - \lambda(\tilde{t}))\bar{u}x(\tilde{t}) .$$

This can only be achieved if $\lambda(\tilde{t}) = 1$, which corresponds to a switching instant (and a contradiction) or $(f(x(\tilde{t})) - rx(\tilde{t})) = x(\tilde{t})$, which would mean that $x(\tilde{t}) = \bar{x}^{\bar{u}}$, which also is impossible since, in that phase, $x(t)$ was converging in infinite time toward $\bar{x}^{\bar{u}}$ (and $x_{0\bar{u}} < \bar{x}^{\bar{u}}$). We then conclude that, as announced, $f(x_{\bar{T}}) - rx_{\bar{T}} > f(x_{0\bar{u}}) - rx_{0\bar{u}}$.

We then extensively use the constancy of the Hamiltonian in both the bright and the dark phase to show that $x_{\bar{u}0} < x_{0\bar{u}}$. In the bright phase, we have

$$\lambda_0 (f(x_0) - rx_0) = (f(x_{0\bar{u}}) - rx_{0\bar{u}}) ,$$

and, in the dark phase

$$\lambda_0 (-rx_0) = (-rx_{\bar{u}0}) .$$

Taking the difference between these equalities yields

$$\lambda_0 f(x_0) = (f(x_{0\bar{u}}) - rx_{0\bar{u}}) + rx_{\bar{u}0} .$$

Finally we note that, after $t_{\bar{u}0}$, the dynamics become

$$\dot{\lambda} = r\lambda ,$$

so that, using $\lambda(t_{\bar{u}0}) = 1$ and $\lambda(T) = \lambda_0$, we have

$$\lambda_0 = e^{r(T-t_{\bar{u}0})} ,$$

which yields

$$f(x_0)e^{r(T-t_{\bar{u}0})} - rx_{\bar{u}0} = f(x_{0\bar{u}}) - rx_{0\bar{u}} .$$

Concavity implies that $f(x_0)e^{r(T-t_{\bar{u}0})} > f(x_0e^{r(T-t_{\bar{u}0})}) = f(x_{\bar{u}0})$, so that the constancy of the Hamiltonian conditions can only be satisfied if

$$f(x_{\bar{u}0}) - rx_{\bar{u}0} < f(x_{0\bar{u}}) - rx_{0\bar{u}} .$$

This can only be achieved for $x_{\bar{u}0} < x_{0\bar{u}}$, since $x_{\bar{u}0} < x_T$ and $f(x_T) - rx_T > f(x_{0\bar{u}}) - rx_{0\bar{u}} > f(x_{\bar{u}0}) - rx_{\bar{u}0}$.

Bang-singular-bang with $\lambda_0 > 1$:

We will first look at what a singular arc could be. For that, we see that $\frac{\partial H}{\partial u} = (1 - \lambda)x$ should be 0 over a time interval which, since a biomass level of $x = 0$ does not make sense when optimizing the productivity, amounts to imposing $\lambda = 1$. We then compute its time derivatives.

$$\frac{d}{dt} (\lambda - 1)|_{\lambda=1} = -f'(x)h(t) + r .$$

When $h(t) = 0$, that is in the dark phase, no singular arc is thus possible. When $h(t) = 1$, this derivative is equal to zero when $x = x_\sigma$ defined in (10). The singular control is then the control that maintains this equilibrium, that is u_σ defined in (11). This control is positive thanks to (13) but it is smaller than \bar{u} only if

$$f [(f')^{-1}(r)] < (r + \bar{u})(f')^{-1}(r) . \quad (18)$$

No singular control can exist otherwise. In fact, this implies that $\bar{x}^{\bar{u}} < x_\sigma < \bar{x}^0$. The case where $u_\sigma = \bar{u}$ has been handled through the bang-bang case.

When a singular branch appears in the optimal solution, it is locally optimal because the second order Kelley condition [24]:

$$\frac{\partial}{\partial u} \left(\frac{d^2}{d\tau^2} \frac{\partial H}{\partial u} \right) = -f''(x_\sigma) \geq 0$$

is satisfied on the singular arc because of the concavity.

The construction of the solution is very similar to that in the purely bang-bang case. Similarly, a first switch needs to occur in the interval $(0, \bar{T})$. This switch can be from $u = 0$ to $u = \bar{u}$ or from $u = 0$ to $u = u_\sigma$ and should occur with $x \leq x_\sigma$ (Proposition 2-(ii)). In fact, if a switch first occurs to $u = \bar{u}$, x then converges toward $\bar{x}^{\bar{u}}$, so that it does not go on or above x_σ , which prevents any other switch before \bar{T} (Proposition 2-(iii)). No singular arc can then appear. These solutions have been handled earlier.

In bang-singular-bang cases, a switch from 0 to u_σ then directly takes place once $\lambda = 1$ at $(t_{0\sigma}, x_\sigma)$.

From there, $\lambda(t) = 1$ and $x(t) = x_\sigma$ for some time. This could be until $t_{\sigma 0} \leq \bar{T}$, followed directly by $u = 0$ or the singular arc could end at time $t_{\sigma \bar{u}} < \bar{T}$, where a switch occurs toward $u = \bar{u}$; note that the strict inequality is due to the fact that, if we had $t_{\sigma \bar{u}} = \bar{T}$, we would then have $\lambda(\bar{T}) = 1$ and $\dot{\lambda} > 0$ for $t \geq \bar{T}$, so that u directly goes to 0: no actual switch to $u = \bar{u}$ has taken place. Using the constancy of the Hamiltonian, we can conclude that a direct switch from u_σ to $u = 0$ is not possible at $t_{\sigma 0} \leq \bar{T}$. Indeed, if such an early switch occurred, we would have

$$\lambda_0 (f(x_0) - rx_0) = \lambda_{\bar{T}} (f(x_{\bar{T}}) - rx_{\bar{T}}) ,$$

and

$$\lambda_0 (-rx_0) = \lambda_{\bar{T}} (-rx_{\bar{T}}) .$$

Taking the differences between the equalities, we obtain

$$\lambda_0 f(x_0) = \lambda_{\bar{T}} f(x_{\bar{T}}) .$$

Taking the quotient of the last two equalities then yields

$$\frac{f(x_0)}{x_0} = \frac{f(x_{\bar{T}})}{x_{\bar{T}}} ,$$

which we have shown earlier be impossible. The optimal solution then leaves the singular arc with $u = \bar{u}$ strictly before \bar{T} , and switches to 0 strictly after \bar{T} .

From then on, things are unchanged with respect to the bang-bang case.

Solution with $\lambda_0 \leq 1$:

Since $\dot{\lambda} > 0$ in $\lambda = 1$ in the dark phase, such a solution would mean that harvesting takes place during the whole dark phase because no transition from $u = 0$ to $u = \bar{u}$ can take place in this phase (Proposition 2-(i)). Two possibilities then occur: either $u = \bar{u}$ all the time or switches from $u = \bar{u}$ to $u = 0$ or u_σ and then back to $u = \bar{u}$ take place in the interval $(0, \bar{T})$.

In the latter case, the first switch from $u = \bar{u}$ to $u = 0$ can only take place with $x > x_\sigma$ (Proposition 2-(iii)). Then, when the control $u = 0$ is applied for some time, the solution $x(t)$ is increasing. No switch back to $u = \bar{u}$ can then take place before \bar{T} because such a switch would require $x(t) < x_\sigma$ (Proposition 2-(ii)), which cannot occur. An optimal solution of this form cannot exist.

We can also show that no strategy in the $(0, \bar{T})$ interval can have the form $u = \bar{u} \rightarrow u_\sigma \rightarrow u = 0$ or \bar{u} . Indeed, in order to reach the singular arc with $u = \bar{u}$, a solution should be coming from above it. If the switch that takes place at the end of the singular phase is from u_σ to 0, $x(t)$ will increase and there should be a subsequent switch from 0 to \bar{u} which is impossible with $x(t) > x_\sigma$. If the switch that takes place at the end of the singular phase is from u_σ to \bar{u} , $x(t)$ will decrease all the time between $t_{\sigma \bar{u}}$ and T , which is in contradiction with the fact that we had $x(0) > x_\sigma$.

The only potential optimal control in that family is therefore $u(t) = \bar{u}$ for all times. Using the expressions computed previously, this control can be a candidate optimal control law only if $x_0 = x_{0min}$ as we have seen earlier. This solution can only potentially exist if (14) is satisfied.



**RESEARCH CENTRE
SOPHIA ANTIPOLIS – MÉDITERRANÉE**

2004 route des Lucioles - BP 93
06902 Sophia Antipolis Cedex

Publisher
Inria
Domaine de Voluceau - Rocquencourt
BP 105 - 78153 Le Chesnay Cedex
inria.fr

ISSN 0249-6399