



HAL
open science

Asymptotic normality and efficiency of two Sobol index estimators

Alexandre Janon, Thierry Klein, Agnes Lagnoux-Renaudie, Maëlle Nodet,
Clémentine Prieur

► **To cite this version:**

Alexandre Janon, Thierry Klein, Agnes Lagnoux-Renaudie, Maëlle Nodet, Clémentine Prieur. Asymptotic normality and efficiency of two Sobol index estimators. 2012. hal-00665048v1

HAL Id: hal-00665048

<https://inria.hal.science/hal-00665048v1>

Preprint submitted on 1 Feb 2012 (v1), last revised 26 Mar 2013 (v2)

HAL is a multi-disciplinary open access archive for the deposit and dissemination of scientific research documents, whether they are published or not. The documents may come from teaching and research institutions in France or abroad, or from public or private research centers.

L'archive ouverte pluridisciplinaire **HAL**, est destinée au dépôt et à la diffusion de documents scientifiques de niveau recherche, publiés ou non, émanant des établissements d'enseignement et de recherche français ou étrangers, des laboratoires publics ou privés.

ASYMPTOTIC NORMALITY AND EFFICIENCY OF TWO SOBOLE INDEX ESTIMATORS

ALEXANDRE JANON, THIERRY KLEIN, AGNÈS LAGNOUX, MAËLLE NODET, AND CLÉMENTINE PRIEUR

CONTENTS

Introduction	1
1. Definition and estimation of Sobol indices	2
1.1. Exact model	2
1.2. Estimation of S^X	3
2. Asymptotic properties: exact model	4
2.1. Consistency and asymptotic normality	4
2.2. Asymptotic efficiency	6
3. Asymptotic properties: metamodel	8
3.1. Metamodel-based estimation	8
3.2. Consistency and asymptotic normality	8
3.3. Asymptotic efficiency	11
4. Numerical illustrations	12
4.1. Exact model	13
4.2. Gaussian-perturbated model	14
4.3. Weibull-perturbated model	14
4.4. RKHS metamodel	15
4.5. Nonparametric regression	16
References	19

INTRODUCTION

Many mathematical models encountered in applied sciences involve a large number of poorly-known parameters as inputs. It is important for the practitioner to assess the impact of this uncertainty on the model output. An aspect of this assessment is sensitivity analysis, which aims to identify the most sensitive parameters, that is, parameters having the largest influence on the output. In global stochastic sensitivity analysis (see for example [19] and references therein) the input variables are assumed to be independent random variables. Their probability distributions account for the practitioner's belief about the input uncertainty. This turns the model output into a random variable, whose total variance can be split down into different partial variances (this is the so-called Hoeffding decomposition see [29]). Each of these partial variances measures the uncertainty on the output induced by each input variable uncertainty. By considering the ratio of each partial variance to the total variance, we obtain a measure of importance for each input variable that is called the *Sobol index* or *sensitivity index* of the variable [24]; the most sensitive parameters can then be identified and ranked as the parameters with the largest Sobol indices.

Once the Sobol indices have been defined, the question of their effective computation or estimation remains open. In practice, one has to estimate (in a statistical sense) those indices using a finite sample (of size typically in the order of hundreds of thousands) of evaluations of model outputs [7]. Indeed, many Monte Carlo or quasi Monte Carlo approaches have been developed by the experimental sciences

and engineering communities. This includes the FAST methods (see for example [3], [28] and references therein) and the Sobol pick-freeze (SPF) scheme (see [24, 25]). In SPF a Sobol index is viewed as the regression coefficient between the output of the model and its pick-frozen replication. This replication is obtained by holding the value of the variable of interest (frozen variable) and by sampling the other variables (picked variables). The sampled replications are then combined to produce an estimator of the Sobol index. In this paper we study very deeply this Monte Carlo method in the general framework where one or more variables can be frozen. This allows to define sensitivity indices with respect to a general random input living in a probability space (groups of variables, random vectors, random processes...). In this work, we study and compare two Sobol index estimators based on the SPF scheme; the first estimator, denoted by S_N^X , is well-known, the second, denoted by T_N^X has not, to our best knowledge, been considered in the literature so far. For both estimators, we show convergence and give the rate of convergence; we also show that T_N^X is optimal (in terms of asymptotic variance) amongst regular estimators which are functions of the pick-frozen replications – this feature is called *asymptotic efficiency* and is a generalization of the notion of minimum variance unbiased estimator (see [29] chapters 8 and 25 or [9] for more details).

The SPF method requires many (typically, around one thousand times the number of input variables) evaluations of the model output. In many interesting cases, an evaluation of the model output is made by a complex computer code (for instance, a numerical partial differential equation solving algorithm) whose running time is not negligible (typically in the order of the second or the minute) for one single evaluation. When thousands of such evaluations have to be made, one generally replaces the original *exact* model by a faster-to-run *metamodel* (also known in the literature as *surrogate model* or *response surface* [1]) which is an approximation of the true model. Well-known metamodels include Kriging [21], polynomial chaos expansion [27] and reduced bases [16, 11], to name a few. When a metamodel is used, the estimated Sobol indices are tainted by a twofold error: *sampling error*, due to the replacement of the original, infinite population of all the possible inputs by a finite sample, and *metamodel error*, due to the replacement of the original model by an approximative metamodel.

The goal of this paper is to study the asymptotic behavior of these two errors on Sobol index estimation in the double limit where the sample size goes to infinity and the metamodel converges to the true model. Some work has been done on the non-asymptotic error quantification in Sobol index estimation in earlier papers [26, 14, 12] by means of confidence intervals which account for both sampling and metamodel errors. In this paper, we give necessary and sufficient conditions on the rate of convergence of the metamodel to the exact model for asymptotic normality of a natural Sobol index estimator to hold. The asymptotic normality allows us to produce asymptotic confidence intervals in order to assess the quality of our estimation. We also give sufficient conditions for a metamodel-based estimator to be asymptotically efficient. Asymptotic efficiency of an other Sobol index estimator has already been considered in [4]. In this work, the authors were interested in the asymptotic efficiency for local polynomial estimates of Sobol indices. Our approach proposes an estimator which has a simpler form, is less computationally intensive and is more precise in practice. Moreover, we derive results also in the case where the full model is replaced by a metamodel.

This paper is organized as follows: in the first section, we set up the notation, review the definition of Sobol indices and give two estimators of interest. In the second section, we prove asymptotic normality and asymptotic efficiency when the sample of outputs comes from the true model. These two properties are generalized in the third section where metamodel error is taken into account. The fourth section gives numerical illustrations on benchmark models and metamodels.

1. DEFINITION AND ESTIMATION OF SOBOL INDICES

1.1. Exact model. The output $Y \in \mathbb{R}$ is a function of independent random input variables $X \in \mathbb{R}^{p_1}$ and $Z \in \mathbb{R}^{p_2}$. In other words, Y and (X, Z) are linked by the relation

$$(1) \quad Y = f(X, Z)$$

where f is a deterministic function defined on $\mathcal{P} \subset \mathbb{R}^{p_1+p_2}$. We denote by $p = p_1 + p_2$ the total number of inputs of f .

In the paper X' will denote an independent copy of X . We also write $Y^X = f(X, Z')$.

We assume that Y is square integrable and non deterministic ($\text{Var}Y \neq 0$). We are interested in the following Sobol index:

$$(2) \quad S^X = \frac{\text{Var}(\mathbb{E}(Y|X))}{\text{Var}(Y)} \in [0; 1].$$

This index quantifies the influence on the X input on the output Y : a value of S^X that is close to 1 indicates that X is highly influent on Y .

Remark 1.1. *Of course, the Sobol index with respect to Z is given by:*

$$S^Z = \frac{\text{Var}(\mathbb{E}(Y|Z))}{\text{Var}(Y)} \in [0; 1].$$

The influence of the input X including its interaction with the other inputs can be quantified by using so-called closed sensitivity index [20] $S^{\text{Cl},X}$ defined by:

$$S^{\text{Cl},X} = 1 - S^Z.$$

1.2. Estimation of S^X . The next lemma shows how to express S^X using covariances. This will lead to a natural estimator which has already been considered in [8].

Lemma 1.2. *Assume that the random variables X and Z are square integrable. Then*

$$\text{Var}(\mathbb{E}(Y|X)) = \text{Cov}(Y, Y^X).$$

In particular

$$(3) \quad S^X = \frac{\text{Cov}(Y, Y^X)}{\text{Var}(Y)}.$$

Proof. On one hand, since $Y \stackrel{L}{=} Y^X$ (that is, Y and Y^X have the same distribution), we have

$$\text{Cov}(Y, Y^X) = \mathbb{E}(YY^X) - \mathbb{E}(Y)\mathbb{E}(Y^X) = \mathbb{E}(YY^X) - \mathbb{E}(Y)^2.$$

On the other hand, Y and Y^X are independent conditionally on X , so that

$$\mathbb{E}(YY^X) = \mathbb{E}(\mathbb{E}(YY^X|X)) = \mathbb{E}(\mathbb{E}(Y|X)\mathbb{E}(Y^X|X)) = \mathbb{E}(\mathbb{E}(Y|X)^2).$$

□

Remark 1.3. *Using a classical regression result, we see that*

$$(4) \quad S^X = \underset{a \in \mathbb{R}}{\text{argmin}} \left\{ \mathbb{E} \left((Y^X - \mathbb{E}(Y^X)) - a(Y - \mathbb{E}(Y)) \right)^2 \right\}.$$

A first estimator. In view of Lemma 1.2, we are now able to define a first natural estimator of S^X (all sums are taken for i from 1 to N):

$$(5) \quad S_N^X = \frac{\frac{1}{N} \sum Y_i Y_i^X - \left(\frac{1}{N} \sum Y_i \right) \left(\frac{1}{N} \sum Y_i^X \right)}{\frac{1}{N} \sum Y_i^2 - \left(\frac{1}{N} \sum Y_i \right)^2}.$$

This estimator has been considered in [8], where it has been showed to be a practically efficient estimator.

A second estimator. We can take into account the observation of $\{Y_i^X\}_{1 \leq i \leq N}$ to make an estimation of $\mathbb{E}(Y)$ and $\text{Var}(Y)$ which is expected to perform better than any other based on $\{Y_i\}_{1 \leq i \leq N}$ only. We propose the following estimator:

$$(6) \quad T_N^X = \frac{\frac{1}{N} \sum Y_i Y_i^X - \left(\frac{1}{N} \sum \left[\frac{Y_i + Y_i^X}{2} \right] \right)^2}{\frac{1}{N} \sum \left[\frac{Y_i^2 + (Y_i^X)^2}{2} \right] - \left(\frac{1}{N} \sum \left[\frac{Y_i + Y_i^X}{2} \right] \right)^2}.$$

To our best knowledge, this estimator has not been considered in the literature. We will clarify what we mean when saying that T_N^X performs better than S_N^X in Proposition 2.3, Section 2.2 and Subsection 4.1.

2. ASYMPTOTIC PROPERTIES: EXACT MODEL

2.1. Consistency and asymptotic normality. Throughout all the paper, we denote by $\mathcal{N}_k(\mu, \Sigma)$ the k -dimensional Gaussian distribution with mean μ and covariance matrix Σ , and, given any sequence of random variables $\{R_n\}_{n \in \mathbb{N}}$, we note

$$\bar{R}_N = \frac{1}{N} \sum_{n=1}^N R_n.$$

Proposition 2.1 (Consistency). *We have:*

$$(7) \quad S_N^X \xrightarrow[N \rightarrow \infty]{a.s.} S^X$$

$$(8) \quad T_N^X \xrightarrow[N \rightarrow \infty]{a.s.} S^X.$$

Proof. The result is a straightforward application of the strong law of large numbers and that $\mathbb{E}(Y) = \mathbb{E}(Y^X)$ and $\text{Var}(Y) = \text{Var}(Y^X)$. \square

Proposition 2.2 (Asymptotic normality). *Assume that $\mathbb{E}(Y^4) < \infty$. Then*

$$(9) \quad \sqrt{N} (S_N^X - S^X) \xrightarrow[N \rightarrow \infty]{\mathcal{L}} \mathcal{N}_1 \left(0, \frac{\text{Var}((Y - \mathbb{E}(Y))[(Y^X - \mathbb{E}(Y)) - S^X(Y - \mathbb{E}(Y))])}{(\text{Var}Y)^2} \right)$$

and

$$(10) \quad \sqrt{N} (T_N^X - S^X) \xrightarrow[N \rightarrow \infty]{\mathcal{L}} \mathcal{N}_1(0, \sigma_T^2)$$

where

$$\sigma_T^2 = \frac{\text{Var}((Y - \mathbb{E}(Y))(Y^X - \mathbb{E}(Y)) - S^X/2((Y - \mathbb{E}(Y))^2 + (Y^X - \mathbb{E}(Y))^2))}{(\text{Var}Y)^2}.$$

Proof of (9). We begin by noticing that S_N^X is invariant by any centering (translation) of the Y_i and Y_i^X . To simplify the next calculations, we suppose that they have been recentred by $-\mathbb{E}(Y)$. By setting:

$$(11) \quad U_i = ((Y_i - \mathbb{E}(Y))(Y_i^X - \mathbb{E}(Y)), \quad Y_i - \mathbb{E}(Y), \quad Y_i^X - \mathbb{E}(Y), \quad (Y_i - \mathbb{E}(Y))^2)^T,$$

this implies that:

$$S_N^X = \Phi(\bar{U}_N)$$

with:

$$\Phi(x, y, z, t) = \frac{x - yz}{t - y^2}$$

The central limit theorem gives that:

$$\sqrt{N} (\bar{U}_N - \mu) \xrightarrow[N \rightarrow \infty]{\mathcal{L}} \mathcal{N}_4(0, \Gamma)$$

where Γ is the covariance matrix of U_1 and:

$$\mu = \begin{pmatrix} \text{Cov}(Y, Y^X) \\ 0 \\ 0 \\ \text{Var}(Y) \end{pmatrix}.$$

The so-called Delta method [29] (Theorem 3.1) gives:

$$\sqrt{N} (S_N^X - S^X) \xrightarrow[N \rightarrow \infty]{\mathcal{L}} \mathcal{N}_1(0, g^T \Gamma g)$$

where:

$$g = \nabla \Phi(\mu).$$

Note that since by assumption $\text{Var}Y \neq 0$, Φ is differentiable at μ , so that the application of the Delta method is justified. By differentiation, we get that, for any x, y, z, t so that $t \neq y^2$:

$$\nabla \Phi(x, y, z, t) = \left(\frac{1}{t - y^2}, \quad \frac{-z(t - y^2) + (x - yz) \cdot 2y}{(t - y^2)^2}, \quad -\frac{y}{t - y^2}, \quad -\frac{x - yz}{(t - y^2)^2} \right)^T$$

so that, by using (3):

$$g = \left(\frac{1}{\text{Var}Y}, \quad 0, \quad 0, \quad -\frac{S^X}{\text{Var}Y} \right)^T.$$

Hence

$$\begin{aligned} g^T \Gamma g &= \frac{\text{Var}((Y - \mathbb{E}(Y))(Y^X - \mathbb{E}(Y)))}{(\text{Var}Y)^2} + \frac{(S^X)^2}{(\text{Var}Y)^2} \text{Var}((Y - \mathbb{E}(Y))^2) \\ &\quad - 2 \frac{S^X}{(\text{Var}Y)^2} \text{Cov}((Y - \mathbb{E}(Y))(Y^X - \mathbb{E}(Y)), (Y - \mathbb{E}(Y))^2) \\ &= \frac{1}{(\text{Var}Y)^2} \left(\text{Var}((Y - \mathbb{E}(Y))(Y^X - \mathbb{E}(Y))) + \text{Var}(S^X((Y - \mathbb{E}(Y))^2)) \right. \\ &\quad \left. - 2 \text{Cov}((Y - \mathbb{E}(Y))(Y^X - \mathbb{E}(Y)), S^X(Y - \mathbb{E}(Y))^2) \right) \\ &= \frac{\text{Var}((Y - \mathbb{E}(Y))[(Y^X - \mathbb{E}(Y)) - S^X(Y - \mathbb{E}(Y))])}{(\text{Var}Y)^2}, \end{aligned}$$

which is the announced result.

Proof of (10). As in the previous point, it is easy to check that T_N^X is invariant with respect to translations of Y_i and Y_i^X by $-\mathbb{E}(Y)$. Thus, $T_N^X = \Psi(\bar{W}_N)$ with:

$$\Psi(x, y, z) = \frac{x - (y/2)^2}{z/2 - (y/2)^2}$$

and:

(12)

$$W_i = ((Y_i - \mathbb{E}(Y))(Y_i^X - \mathbb{E}(Y)), \quad (Y_i - \mathbb{E}(Y)) + (Y_i^X - \mathbb{E}(Y)), \quad (Y_i - \mathbb{E}(Y))^2 + (Y_i^X - \mathbb{E}(Y))^2)^T.$$

By the central limit theorem,

$$\sqrt{N} \left(\bar{W}_N - \begin{pmatrix} \text{Cov}(Y, Y^X) \\ 0 \\ 2\text{Var}Y \end{pmatrix} \right) \xrightarrow[N \rightarrow \infty]{\mathcal{L}} \mathcal{N}_3(0, \Sigma)$$

where Σ is the covariance matrix of W_1 .

The Delta method for Ψ gives:

$$\sqrt{N} (T_N^X - S^X) \xrightarrow[N \rightarrow \infty]{\mathcal{L}} \mathcal{N}_1(0, g^T \Sigma g)$$

where g is now:

$$g = \nabla \Psi(\text{Cov}(Y, Y^X), \quad 0, \quad 2\text{Var}Y).$$

We have, for any x, y, z so that $z \neq y^2/2$:

$$\nabla \Psi(x, y, z) = \left(\frac{1}{z/2 - (y/2)^2}, \quad \frac{-y(z/2 - (y/2)^2) + x - (y/2)^2}{(z/2 - (y/2)^2)^2}, \quad -\frac{1}{2} \frac{x - (y/2)^2}{(z/2 - (y/2)^2)^2} \right)^T.$$

Hence

$$g = \left(\frac{1}{\text{Var}Y}, \quad 0, \quad -\frac{1}{2} \frac{S^X}{\text{Var}Y} \right)^T$$

and we have

$$\begin{aligned} g^T \Sigma g &= \frac{1}{(\text{Var}Y)^2} \text{Var}((Y - \mathbb{E}(Y))(Y^X - \mathbb{E}(Y))) + \frac{1}{4} \frac{(S^X)^2}{(\text{Var}Y)^2} \text{Var}((Y - \mathbb{E}(Y))^2 + (Y^X - \mathbb{E}(Y))^2) \\ &\quad - 2 \frac{1}{(\text{Var}Y)^2} \frac{1}{2} S^X \text{Cov}((Y - \mathbb{E}(Y))(Y^X - \mathbb{E}(Y)), (Y - \mathbb{E}(Y))^2 + (Y^X - \mathbb{E}(Y))^2) \\ &= \frac{1}{(\text{Var}Y)^2} \text{Var} \left((Y - \mathbb{E}(Y))(Y^X - \mathbb{E}(Y)) - \frac{S^X}{2} ((Y - \mathbb{E}(Y))^2 + (Y^X - \mathbb{E}(Y))^2) \right). \quad \square \end{aligned}$$

Proposition 2.3. *The asymptotic variance of T_N^X is always less than or equal to the asymptotic variance of S_N^X , with equality if and only if $S^X = 0$ or $S^X = 1$.*

To prove this Proposition, we need the following immediate Lemma:

Lemma 2.4. Y and Y^X are exchangeable random variables, ie. $(Y, Y^X) \stackrel{\mathcal{L}}{=} (Y^X, Y)$.

Proof of Proposition 2.3. By expanding the variances, we have that $(\text{Var}Y)^2 N (\text{Var}(S_N^X) - \text{Var}(T_N^X))$ is equal to:

$$(13) \quad N(\text{Var}Y)^2 (\text{Var}(S_N^X) - \text{Var}(T_N^X)) = -2S^X \left[\text{Cov}((Y - \mathbb{E}(Y))(Y^X - \mathbb{E}(Y)), (Y - \mathbb{E}(Y))^2) \right. \\ \left. - \text{Cov}\left((Y - \mathbb{E}(Y))(Y^X - \mathbb{E}(Y)), \frac{1}{2}((Y - \mathbb{E}(Y))^2 + (Y^X - \mathbb{E}(Y))^2)\right) \right] \\ + (S^X)^2 \left[\text{Var}((Y - \mathbb{E}(Y))^2) - \frac{1}{4}(2\text{Var}((Y - \mathbb{E}(Y))^2) + 2\text{Cov}((Y - \mathbb{E}(Y))^2, (Y^X - \mathbb{E}(Y))^2)) \right] + o(1).$$

Thanks to exchangeability of Y and Y^X , we have that:

$$\text{Cov}((Y - \mathbb{E}(Y))(Y^X - \mathbb{E}(Y)), (Y - \mathbb{E}(Y))^2) = \text{Cov}((Y - \mathbb{E}(Y))(Y^X - \mathbb{E}(Y)), (Y^X - \mathbb{E}(Y))^2)$$

hence the first term of the right-hand side of (13) is zero.

For the second term, we use Cauchy-Schwarz inequality to see that:

$$\text{Cov}((Y - \mathbb{E}(Y))^2, (Y^X - \mathbb{E}(Y))^2) \leq \sqrt{\text{Var}((Y - \mathbb{E}(Y))^2) \text{Var}((Y^X - \mathbb{E}(Y))^2)} = \text{Var}((Y - \mathbb{E}(Y))^2)$$

so the second term is always non-negative. This proves that the asymptotic variance of S_N^X is greater than the asymptotic variance of T_N^X .

For the equality case, we notice that $S^X = 0$ implies the equality of the asymptotic variances. If $S^X \neq 0$, equality holds if and only if there is equality in Cauchy-Schwarz, ie. there exists $k \in \mathbb{R}$ so that:

$$(Y - \mathbb{E}(Y))^2 = k(Y^X - \mathbb{E}(Y))^2$$

by taking expectations and using $\text{Var}Y = \text{Var}Y^X$ we see that $k = 1$ necessarily, hence $Y = Y^X$ almost surely, and $S^X = 1$ thanks to (3). \square

2.2. Asymptotic efficiency. In this section we study the asymptotic efficiency of S_N^X and T_N^X . This notion (see [29], Section 25 for its definition) extends the notion of Cramér-Rao bound to the semiparametric setting and enables to define a criteria of optimality for estimators, called asymptotic efficiency.

Let \mathcal{P} be the set of all cumulative distribution functions (cdf) of exchangeable random vectors in $L^2(\mathbb{R}^2)$. It is clear that the cdf Q of a random vector of $L^2(\mathbb{R}^2)$ is in \mathcal{P} if and only if Q is symmetric:

$$Q(a, b) = Q(b, a) \quad \forall (a, b) \in \mathbb{R}^2.$$

Let P be the cdf of (Y, Y^X) . We have $P \in \mathcal{P}$ thanks to Lemma 2.4.

Proposition 2.5 (Asymptotic efficiency). $\{T_N^X\}_N$ is asymptotically efficient for estimating S^X in \mathcal{P} .

We will use the following Lemma, which is also of interest in its own right:

Lemma 2.6 (Asymptotic efficiency in \mathcal{P}). (1) Let $\Phi_1 : \mathbb{R} \rightarrow \mathbb{R}$ be a function in $L^2(P)$. The sequence of estimators $\{\Phi_N^1\}_N$ given by:

$$\Phi_N^1 = \frac{1}{N} \sum \frac{\Phi_1(Y_i) + \Phi_1(Y_i^X)}{2}$$

is asymptotically efficient for estimating $\mathbb{E}(\Phi_1(Y))$ in \mathcal{P} .

(2) Let $\Phi_2 : \mathbb{R}^2 \rightarrow \mathbb{R}$ be a symmetric function in $L^2(P)$. The sequence $\{\Phi_N^2\}_N$ given by:

$$\Phi_N^2 = \frac{1}{N} \sum \Phi_2(Y_i, Y_i^X)$$

is asymptotically efficient for estimating $\mathbb{E}(\Phi_2(Y, Y^X))$ in \mathcal{P} .

Proof of Lemma 2.6. Let, for $g \in L^2(P)$ and $t \in \mathbb{R}$, P_t^g be the cdf satisfying:

$$dP_t^g = (1 + tg)dP.$$

It is clear that $\{P_t^g\}_{t \in \mathbb{R}} \subset \mathcal{P}$ if and only if $g \in \dot{\mathcal{P}}_P$, where:

$$\dot{\mathcal{P}}_P = \{g \in L^2(P) \text{ s.t. } \mathbb{E}(g(Y, Y^X)) = 0 \text{ and } g(a, b) = g(b, a) \forall (a, b) \in \mathbb{R}^2\}$$

is the tangent set of \mathcal{P} at P .

Let, for $Q \in \mathcal{P}$:

$$\Psi_1(Q) = \mathbb{E}_Q(\Phi_1(Y)) \quad \text{and} \quad \Psi_2(Q) = \mathbb{E}_Q(\Phi_2(Y, Y^X)).$$

We recall that \mathbb{E}_Q denotes the expectation obtained by assuming that the random vector (Y, Y^X) follows the Q distribution.

Following [29] Section 25.3, we compute the efficient influence functions of Ψ_1 and Ψ_2 with respect to \mathcal{P} and the tangent set $\dot{\mathcal{P}}_P$. These empirical influence functions are related to the minimal asymptotic variance of a regular estimator sequence whose observations lie in \mathcal{P} (op.cit., Theorems 25.20 and 25.21). Let $g \in \dot{\mathcal{P}}_P$.

(1) We have

$$\begin{aligned} \frac{\Psi_1(P_t^g) - \Psi_1(P)}{t} &= \mathbb{E}_P(\Phi_1(Y)g(Y, Y^X)) \\ &= \mathbb{E}_P\left[\left(\frac{\Phi_1(Y) + \Phi_1(Y^X)}{2} - \mathbb{E}(\Phi_1(Y))\right)g(Y, Y^X)\right] \end{aligned}$$

As:

$$\widetilde{\Psi}_{1,P} = \frac{\Phi_1(Y) + \Phi_1(Y^X)}{2} - \mathbb{E}(\Phi_1(Y)) \in \dot{\mathcal{P}}_P,$$

it is the efficient influence function of Ψ_1 at P . Hence the efficient asymptotic variance is:

$$\mathbb{E}_P\left(\left(\widetilde{\Psi}_{1,P}\right)^2\right) = \frac{\text{Var}(\Phi_1(Y) + \Phi_1(Y^X))}{4}.$$

As, by the central limit theorem, $\{\Phi_N^1\}$ clearly achieves this efficient asymptotic variance, it is an asymptotically efficient estimator of $\Psi_1(P)$.

(2) We have:

$$\begin{aligned} \frac{\Psi_2(P_t^g) - \Psi_2(P)}{t} &= \mathbb{E}_P(\Phi_2(Y, Y^X)g(Y, Y^X)) \\ &= \mathbb{E}_P[(\Phi_2(Y, Y^X) - \mathbb{E}(\Phi_2(Y, Y^X)))g(Y, Y^X)]. \end{aligned}$$

Thanks to the symmetry of Φ_2 , we have that

$$\widetilde{\Psi}_{2,P} = \Phi_2(Y, Y^X) - \mathbb{E}(\Phi_2(Y, Y^X))$$

belongs to $\dot{\mathcal{P}}_P$, hence it is the efficient influence function of Ψ_2 . So the efficient asymptotic variance is:

$$\mathbb{E}_P\left(\left(\widetilde{\Psi}_{2,P}\right)^2\right) = \text{Var}(\Phi_2(Y, Y^X)),$$

and this variance is achieved by $\{\Phi_N^2\}$. □

Proof of Proposition 2.5. By Lemma 2.6, we get that:

$$(14) \quad U_N = \left(\frac{1}{N} \sum_{i=1}^N Y_i Y_i^X, \quad \frac{1}{N} \sum_{i=1}^N \frac{Y_i + Y_i^X}{2}, \quad \frac{1}{N} \sum_{i=1}^N \frac{Y_i^2 + (Y_i^X)^2}{2} \right)$$

is asymptotically efficient, componentwise, for estimating

$$(15) \quad U = (\mathbb{E}(Y Y^X), \quad \mathbb{E}(Y), \quad \mathbb{E}(Y^2))$$

in \mathcal{P} .

Using Theorem 25.50 (efficiency in product space) of [29], we can deduce joint efficiency from this componentwise efficiency.

Now, let Ψ be the function defined by:

$$\Psi(x, y, z) = \frac{x - yz}{z - y^2}$$

and Ψ is differentiable on:

$$\mathbb{R}^3 \setminus \{(x, y, z)/z \neq y^2\},$$

Theorem 25.47 (efficiency and Delta method) of [29] implies that $\{\Psi(U_N)\}$ is asymptotically efficient for estimating $\Psi(U)$ in \mathcal{P} . The conclusion follows, as $\Psi(U_N) = T_N^X$ and $\Psi(U) = S^X$. \square

3. ASYMPTOTIC PROPERTIES: METAMODEL

3.1. Metamodel-based estimation. As said in the introduction, we often are in a situation where the exact output f is too costly to be evaluated numerically (thus, Y and Y^X are not observable variables in our estimation problem) and has to be replaced by a metamodel \tilde{f} , which is a faster to evaluate approximation of f . We view this approximation as a perturbation of the exact model by some function δ :

$$\tilde{Y} = \tilde{f}(X, Z) = f(X, Z) + \delta,$$

where the perturbation $\delta = \delta(X, Z, \xi)$ is also a function of a random variable ξ independent from X and Z .

We also define, as before

$$\tilde{Y}^X = \tilde{f}(X, Z').$$

Assuming again that \tilde{Y} is non deterministic and in L^2 , we can consider the following vector of Sobol indices with respect to the metamodel:

$$(16) \quad \tilde{S}^X = \frac{\text{Var}(\mathbb{E}(\tilde{Y}|Z))}{\text{Var}(\tilde{Y})}$$

and its estimators:

$$(17) \quad \tilde{S}_N^X = \frac{\frac{1}{N} \sum \tilde{Y}_i \tilde{Y}_i^X - \left(\frac{1}{N} \sum \tilde{Y}_i\right) \left(\frac{1}{N} \sum \tilde{Y}_i^X\right)}{\frac{1}{N} \sum \tilde{Y}_i^2 - \left(\frac{1}{N} \sum \tilde{Y}_i\right)^2}$$

$$(18) \quad \tilde{T}_N^X = \frac{\frac{1}{N} \sum \tilde{Y}_i \tilde{Y}_i^X - \left(\frac{1}{N} \sum \left[\frac{\tilde{Y}_i + \tilde{Y}_i^X}{2}\right]\right)^2}{\frac{1}{N} \sum \left[\frac{\tilde{Y}_i^2 + (\tilde{Y}_i^X)^2}{2}\right] - \left(\frac{1}{N} \sum \left[\frac{\tilde{Y}_i + \tilde{Y}_i^X}{2}\right]\right)^2}.$$

The goal of this section is to give sufficient conditions on the perturbation δ for \tilde{S}_N^X and \tilde{T}_N^X to satisfy asymptotic normality (Subsection 3.2), and \tilde{T}_N^X to be asymptotically efficient (Subsection 3.3), with respect to the Sobol index of the *true* model S^X .

3.2. Consistency and asymptotic normality. In the first Subsection (3.2.1) we suppose that the error term δ does not depend on N . In this case, if the Sobol index of the exact model is different from the Sobol index of the metamodel, then neither consistency nor asymptotic normality are possible. In the second subsection (3.2.2), we let δ depend on N and we give conditions for consistency and asymptotic normality to hold.

3.2.1. First case : δ does not depend on N .

Proposition 3.1. *If $\tilde{S}^X - S^X \neq 0$ then neither \tilde{S}_N^X nor \tilde{T}_N^X are consistent for estimating S^X .*

Proof. We have

$$\tilde{S}_N^X - S^X = (\tilde{S}_N^X - \tilde{S}^X) + (\tilde{S}^X - S^X).$$

The first term converges to 0 almost surely by Proposition 2.1 applied to \tilde{S}_N^X . However, the second is nonzero by assumption.

The proof for the \tilde{T}_N^X estimator is exactly the same. \square

This Proposition shows that it is impossible to have asymptotic normality for \tilde{S}_N^X and \tilde{T}_N^X in any nontrivial case if δ does not vanish (in some sense) asymptotically. This justifies the consideration of cases where δ depends on N , and this is the object of the next subsection.

3.2.2. Second case : Var δ_N converges to 0 as $N \rightarrow \infty$. We now assume that the perturbation δ is a function of the sample size N . This entails that \tilde{f} , as well as \tilde{Y} , \tilde{Y}^X and \tilde{S}^X depend on N . We emphasize this dependence by using the notations δ_N , \tilde{f}_N , \tilde{Y}_N , \tilde{Y}_N^X . We keep, however, using the notations \tilde{S}_N^X and \tilde{T}_N^X for the estimators of \tilde{S}^X defined at (17) and (18).

We further assume that $\delta_N \xrightarrow[N \rightarrow +\infty]{L^2} c$ for some constant c .

Proposition 3.2. *We have $\tilde{S}^X \xrightarrow[N \rightarrow +\infty]{} S^X$.*

Proof. We clearly have that $\tilde{Y}_N \xrightarrow[N \rightarrow +\infty]{L^2} Y + c$.

We deduce that:

$$\text{Var}\left(\tilde{Y}_N\right) \xrightarrow[N \rightarrow +\infty]{} \text{Var}(Y + c) = \text{Var}(Y)$$

and

$$\mathbb{E}(\tilde{Y}_N|Z) \xrightarrow[N \rightarrow +\infty]{} \mathbb{E}(Y|Z) + c \text{ in } L^2.$$

From this last convergence we get

$$\text{Var}\left(\mathbb{E}(\tilde{Y}_N|Z)\right) \xrightarrow[N \rightarrow +\infty]{} \text{Var}\left(\mathbb{E}(Y|Z)\right).$$

This proves that $\tilde{S}^X = \text{Var}\left(\mathbb{E}(\tilde{Y}_N|Z)\right) / \text{Var}\left(\tilde{Y}_N\right)$ converges to $S^X = \text{Var}\left(\mathbb{E}(Y|Z)\right) / \text{Var}(Y)$ when N goes to $+\infty$. \square

Proposition 3.3. *Assume there exist $s > 0$ and $C > 0$ such that*

$$(19) \quad \forall N, \quad \mathbb{E}\left(\left|\tilde{Y}_N\right|^{4+s}\right) < C.$$

Then

$$(20) \quad \sqrt{N}\left(\tilde{S}_N^X - \tilde{S}^X\right) \xrightarrow[N \rightarrow \infty]{\mathcal{L}} \mathcal{N}_1\left(0, \sigma_S^2\right)$$

$$(21) \quad \sqrt{N}\left(\tilde{T}_N^X - \tilde{S}^X\right) \xrightarrow[N \rightarrow \infty]{\mathcal{L}} \mathcal{N}_1\left(0, \sigma_T^2\right)$$

where σ_S^2 and σ_T^2 are the asymptotic variances of S_N^X and T_N^X given, respectively, in (9) and (10).

Proof. Proof of (20). Let

$$\tilde{U}_{N,i} = \left((\tilde{Y}_{N,i} - \mathbb{E}(Y))(\tilde{Y}_{N,i}^X - \mathbb{E}(Y)), \tilde{Y}_{N,i} - \mathbb{E}(Y), \tilde{Y}_{N,i}^X - \mathbb{E}(Y), \left(\tilde{Y}_{N,i} - \mathbb{E}(Y)\right)^2 \right)$$

and

$$\tilde{\tilde{U}}_N := \frac{1}{N} \sum_{i=1}^N \tilde{U}_{N,i}.$$

Using the Lindeberg-Feller central limit theorem (see e.g. [29] 2.27, with $Y_{N,i} = \tilde{U}_{N,i}/\sqrt{N}$), we get:

$$\sqrt{N}\left(\tilde{\tilde{U}}_N - \mathbb{E}\left(\tilde{\tilde{U}}_{1,1}\right)\right) \xrightarrow[N \rightarrow \infty]{\mathcal{L}} \mathcal{N}_4(0, \Gamma)$$

where Γ is the covariance matrix of the U_1 vector defined in (11).

The use of this central limit theorem is justified by the fact that, under assumption (19) of uniform boundedness of moments of \tilde{Y}_N , there are $s' > 0$ and C' such that:

$$\forall N, \quad \mathbb{E}(\|U_{N,i}\|^{2+s'}) < C'$$

where $\|\cdot\|$ is the standard Euclidean norm.

This ensures

$$\forall \epsilon > 0, \quad \mathbb{E}(\|\tilde{U}_{N,i}\|^2 \mathbf{1}_{\|\tilde{U}_{N,i}\| > \epsilon\sqrt{N}}) \rightarrow 0.$$

Then

$$\mathbb{E}(\|\tilde{U}_{N,i}\|^2 \mathbf{1}_{\|\tilde{U}_{N,i}\| > \epsilon\sqrt{N}}) = \mathbb{E}\left(\frac{\|\tilde{U}_{N,i}\|^{2+s'}}{\|\tilde{U}_{N,i}\|^{s'}} \mathbf{1}_{\|\tilde{U}_{N,i}\| > \epsilon\sqrt{N}}\right) \leq \frac{C'}{\epsilon^{s'} N^{s'/2}}.$$

This shows that for each i , $\left\{\|\tilde{U}_{N,i}\|^2\right\}_N$ is uniformly integrable, hence, the variance-covariance matrix of $\tilde{U}_{N,i}$ converges to Γ when $N \rightarrow +\infty$. As $\tilde{U}_{N,i} \xrightarrow[N \rightarrow +\infty]{\mathbb{P}} U_i$, the same convergence holds in L^2 and the covariance matrices of $\tilde{U}_{N,i}$ converge (as $N \rightarrow +\infty$) to Γ , the covariance matrix of U_i .

We conclude the proof by applying the Delta method as for the exact model (cf. the proof of Proposition 2.2).

Proof of (21). We set:

$$\tilde{W}_{N,i} = \left((\tilde{Y}_i - \mathbb{E}(Y))(\tilde{Y}_i^X - \mathbb{E}(Y^X)), \quad (\tilde{Y}_i - \mathbb{E}(Y)) + (\tilde{Y}_i^X - \mathbb{E}(Y^X)), \quad (\tilde{Y}_i - \mathbb{E}(Y))^2 + (\tilde{Y}_i^X - \mathbb{E}(Y^X))^2 \right)^T.$$

As in the previous point, the Lindeberg-Feller theorem can be applied to $\{\tilde{W}_{N,i}\}$ to yield the convergence:

$$\sqrt{N} \left(\tilde{W}_N - \mathbb{E}(\tilde{W}_{1,1}) \right) \xrightarrow[N \rightarrow \infty]{\mathcal{L}} \mathcal{N}_3(0, \Sigma)$$

where Σ is the covariance matrix of W_1 defined in (12). The conclusion follows again by an application of the Delta method as in the proof of Proposition 2.2. \square

We are actually interested in the asymptotic distribution of $\sqrt{N}(\tilde{S}_N^X - S^X)$. In the remaining of the subsection, we will show that this convergence depends on the rate of convergence to 0 of $\text{Var}(\delta_N)$.

Theorem 3.4. *Let:*

$C_{\delta,N} = 2\text{Var}(Y)^{1/2} [\text{Corr}(Y, \delta_N^X) - \text{Corr}(Y, Y^X)\text{Corr}(Y, \delta_N)] + \text{Var}(\delta_N)^{1/2} [\text{Corr}(\delta_N, \delta_N^X) - \text{Corr}(Y, Y^X)]$, for $\delta_N^X = \delta_N(X, Z')$, and, given any L^2 random variables A and B of nonzero variance:

$$\text{Corr}(A, B) = \frac{\text{Cov}(A, B)}{\sqrt{\text{Var}A \text{Var}B}}.$$

Assume that $C_{\delta,N}$ does not converge to 0.

(1) If $\text{Var}(\delta_N) = o\left(\frac{1}{N}\right)$, then asymptotic normalities of \tilde{S}_N^X and \tilde{T}_N^X for S^X hold, i.e.

$$(22) \quad \sqrt{N}(\tilde{S}_N^X - S^X) \xrightarrow[N \rightarrow +\infty]{} \mathcal{N}(0, \sigma_S^2)$$

and:

$$(23) \quad \sqrt{N}(\tilde{T}_N^X - S^X) \xrightarrow[N \rightarrow +\infty]{} \mathcal{N}(0, \sigma_T^2).$$

(2) If $N\text{Var}(\delta_N) \rightarrow \infty$, then \tilde{S}_N^X and \tilde{T}_N^X are not asymptotically normal for S^X .

(3) If $C_{\delta,N}$ converges to a positive constant C and $\text{Var}(\delta_N) = \frac{\gamma}{C^2 N} + o\left(\frac{1}{N}\right)$, then:

$$\sqrt{N}(\tilde{S}_N^X - S^X) \xrightarrow[N \rightarrow +\infty]{} \mathcal{N}(\gamma, \sigma_S^2),$$

and:

$$\sqrt{N}(\tilde{T}_N^X - S^X) \xrightarrow[N \rightarrow +\infty]{} \mathcal{N}(\gamma, \sigma_T^2).$$

Remark 3.5. Obviously, if $C_{\delta,N}$ converges to 0, then asymptotic normalities of \tilde{S}_N^X and \tilde{T}_N^X hold under weaker assumptions on $\text{Var}(\delta_N)$.

Proof of Theorem 3.4. The following decompositions:

$$(24) \quad \sqrt{N}(\tilde{S}_N^X - S^X) = \sqrt{N}(\tilde{S}_N^X - \tilde{S}^X) + \sqrt{N}(\tilde{S}^X - S^X)$$

$$(25) \quad \sqrt{N}(\tilde{T}_N^X - S^X) = \sqrt{N}(\tilde{T}_N^X - \tilde{S}^X) + \sqrt{N}(\tilde{S}^X - S^X)$$

make obvious that if $\sqrt{N}(\tilde{S}^X - S^X)$ goes to some constant κ then

$$\sqrt{N}(\tilde{S}_N - S) \xrightarrow[N \rightarrow +\infty]{\mathcal{L}} \mathcal{N}(\kappa, \sigma_S^2)$$

and:

$$\sqrt{N}(\tilde{T}_N - S) \xrightarrow[N \rightarrow +\infty]{\mathcal{L}} \mathcal{N}(\kappa, \sigma_T^2).$$

The second point of the theorem is now clear from the proof of Proposition 3.1.

The remaining of the theorem is an immediate consequence of Lemma 3.6 below. \square

Lemma 3.6. *We have:*

$$\sqrt{N}(\tilde{S}^X - S^X) = \frac{O\left((N\text{Var}(\delta_N))^{1/2}\right)}{\text{Var}(Y) + o(1)}.$$

Proof. We have:

$$\begin{aligned} \tilde{S}^X - S^X &= \frac{\text{Cov}(\tilde{Y}_N, \tilde{Y}_N^X)}{\text{Var}\tilde{Y}_N} - \frac{\text{Cov}(Y, Y^X)}{\text{Var}(Y)} \\ &= \frac{\text{Cov}(Y, Y^X) + 2\text{Cov}(Y, \delta_N^X) + \text{Cov}(\delta_N, \delta_N^X)}{\text{Var}(Y) + 2\text{Cov}(Y, \delta_N) + \text{Var}(\delta_N)} - \frac{\text{Cov}(Y, Y^X)}{\text{Var}(Y)} \\ &= \frac{\text{Var}(Y) (2\text{Cov}(Y, \delta_N^X) + \text{Cov}(\delta_N, \delta_N^X)) - \text{Cov}(Y, Y^X) (2\text{Cov}(Y, \delta_N) + \text{Var}(\delta_N))}{\text{Var}(Y) (\text{Var}(Y) + 2\text{Cov}(Y, \delta_N) + \text{Var}(\delta_N))} \\ &= \frac{\text{Var}(\delta_N)^{1/2} C_\delta}{\text{Var}(Y) + 2\text{Cov}(Y, \delta_N) + \text{Var}(\delta_N)} \end{aligned}$$

and:

$$\text{Var}(Y) + 2\text{Cov}(Y, \delta_N) + \text{Var}(\delta_N) = \text{Var}(Y) + o(1).$$

Finally, C_δ is uniformly bounded because $\text{Var}(\delta_N)$ goes to 0 and $\text{Var}(Y)$ is a constant. \square

3.3. Asymptotic efficiency.

Proposition 3.7 (Asymptotic efficiency for the metamodel). *Assume*

- (1) $\exists s > 0, C > 0$ s.t. $\forall N, \mathbb{E}\left(|Y|^{4+s}\right) < C$ and $\mathbb{E}\left(|\tilde{Y}|^{4+s}\right) < C$;
- (2) $N\text{Var}(\delta_N) \rightarrow 0$;
- (3) $\sqrt{N}\mathbb{E}(\delta_N) \rightarrow 0$.

Then $\left\{\tilde{T}_N^X\right\}$ is asymptotically efficient for estimating S^X .

Remark 3.8. *By Minkowski inequality, the first hypothesis implies $\mathbb{E}(\delta_N^{4+s}) < 2C^{\frac{1}{4+s}}$ and the asymptotic normality by Lemma 3.3 and Theorem 3.4.*

The proposition above will be proved using the following lemma.

Lemma 3.9. *For all $N \in \mathbb{N}^*$, let $(Z_{N,i})_{i=1,\dots,N}$ be a sequence of i.i.d variables such that*

- (1) $\sqrt{N}\mathbb{E}(Z_{N,i}) \xrightarrow[N \rightarrow +\infty]{} 0$;
- (2) $\text{Var}(Z_{N,i}) \xrightarrow[N \rightarrow +\infty]{} 0$.

Then

$$\frac{1}{\sqrt{N}} \sum_{i=1}^N Z_{N,i} \xrightarrow[N \rightarrow +\infty]{\mathbb{P}} 0.$$

Proof. The result follows after the following decomposition:

$$\frac{1}{\sqrt{N}} \sum_{i=1}^N Z_{N,i} = \sqrt{N} \left(\frac{1}{N} \sum_{i=1}^N Z_{N,i} - \mathbb{E}(Z_{N,1}) \right) + \sqrt{N}\mathbb{E}(Z_{N,1}). \quad \square$$

Proof of Proposition 3.7. Let U_N and U be the vectors defined in the proof of Proposition 2.5, in (14) and (15), respectively, and:

$$\tilde{U}_N = \left(\frac{1}{N} \sum_{i=1}^N \tilde{Y}_i \tilde{Y}_i^X, \frac{1}{N} \sum_{i=1}^N \frac{\tilde{Y}_i + \tilde{Y}_i^X}{2}, \frac{1}{N} \sum_{i=1}^N \frac{\tilde{Y}_i^2 + (\tilde{Y}_i^X)^2}{2} \right).$$

We will show that:

$$(26) \quad \sqrt{N} \left(U_N - \tilde{U}_N \right) \xrightarrow[N \rightarrow \infty]{\mathbb{P}} 0.$$

By Theorem 25.23 of [29] and the fact that (U_N) is asymptotically efficient for U (shown in the proof of Proposition 2.5), this implies that (\tilde{U}_N) is asymptotically efficient for U , and the end of the proof of Proposition 2.5 shows the announced result.

To prove (26), it is sufficient to prove componentwise convergence. We will treat the second and the third components, as the result holds in the same way for the other.

For the second component, we have

$$\frac{1}{\sqrt{N}} \sum_{i=1}^N (\tilde{Y}_{N,i} - Y_i) = \frac{1}{\sqrt{N}} \sum_{i=1}^N \delta_{N,i}$$

goes to 0 (in probability) by the previous lemma. The same holds for $\frac{1}{\sqrt{N}} \sum_{i=1}^N (\tilde{Y}_{N,i}^X - Y_i^X)$.

For the third component, we have

$$\frac{1}{\sqrt{N}} \sum_{i=1}^N (\tilde{Y}_{N,i}^2 - Y_i^2) = 2 \frac{1}{\sqrt{N}} \sum_{i=1}^N \delta_{N,i} Y_i + \frac{1}{\sqrt{N}} \sum_{i=1}^N \delta_{N,i}^2.$$

Now by assumption,

$$\sqrt{N} \mathbb{E}(\delta_{N,i} Y_i) \leq \sqrt{N \mathbb{E}(\delta_{N,i}^2) \mathbb{E}(Y_i^2)} = \sqrt{N (\text{Var}(\delta_{N,i}) + \mathbb{E}(\delta_{N,i})^2) \mathbb{E}(Y_i^2)} \rightarrow 0,$$

and by Cauchy-Schwarz inequality,

$$\text{Var}(\delta_{N,i} Y_i) = \mathbb{E}(\delta_{N,i}^2 Y_i^2) - (\mathbb{E}(\delta_{N,i} Y_i))^2 \leq \sqrt{\mathbb{E}(\delta_{N,i}^4) \mathbb{E}(Y_i^4)} + \mathbb{E}(\delta_{N,i}^2) \mathbb{E}(Y_i^2) \leq C \mathbb{E}(\delta_N^4)^{1/2}.$$

By assumption, for all i , $\delta_{N,i} \xrightarrow[N \rightarrow +\infty]{\mathbb{P}} 0$. Hence, the same convergence holds about $\delta_{N,i}^4$. Since δ_N is in L^{4+s} , then $\{\delta_N^4\}_N$ is uniformly integrable and we get the convergence of $\mathbb{E}(\delta_N^4)$ to 0 when $N \rightarrow +\infty$.

We conclude by the lemma above. Again, the same convergence occurs for $\frac{1}{\sqrt{N}} \sum_{i=1}^N ((\tilde{Y}_{N,i}^X)^2 - (Y_i^X)^2)$. \square

4. NUMERICAL ILLUSTRATIONS

In this section, we illustrate the asymptotic results of Sections 2.1 and 3.2 when the exact model is the Ishigami function [10]:

$$(27) \quad f(X_1, X_2, X_3) = \sin X_1 + 7 \sin^2 X_2 + 0.1 X_3^4 \sin X_1$$

for $(X_j)_{j=1,2,3}$ are i.i.d. uniform random variables in $[-\pi; \pi]$. In this case, all the integrability conditions are satisfied (we even have $Y \in L^\infty$).

The Sobol index of f with respect to input variable X_1 is S^X defined in (2) for $X = X_1$ and $Z = (X_2, X_3)$; we denote it by S^1 . Similarly, S^2 (resp. S^3) is S^X obtained taking $X = X_2$ and $Z = (X_1, X_3)$ (resp. $X = X_3$ and $Z = (X_1, X_2)$).

Exact values of these indices are analytically known:

$$S^1 = 0.3139, \quad S^2 = 0.4424, \quad S^3 = 0.$$

For a sample size N , a risk level $\alpha \in]0; 1[$ and for each input variable, a confidence interval for S^X (S^X being one of S^1, S^2 or S^3) of confidence level $1 - \alpha$ can be estimated – using evaluations of the true model f – by approximating the distribution of S_N^X (or T_N^X) by its Gaussian distribution given in Proposition 9, using empirical estimators of the asymptotic variances stated in this Proposition.

In the case where only a perturbed model (metamodel) $\tilde{f}_N = f + \delta_N$ is available, a confidence interval can still be estimated by using the \tilde{S}_N^X (or \tilde{T}_N^X) estimator.

Thanks to Proposition 3.3, the level of the resulting confidence interval should be close to $1 - \alpha$ for sufficiently large values of N if (and only if) $\text{Var} \delta_N$ decreases sufficiently quickly with N .

The levels of the obtained confidence interval can be estimated by computing a large number R of confidence interval replicates, and by considering the empirical coverage, that is, the proportion

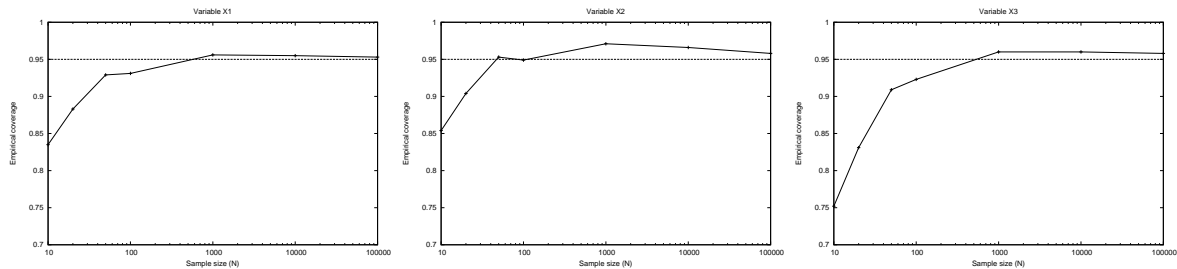


FIGURE 1. Empirical coverages of asymptotic confidence intervals for S^1 (left), S^2 (center) and S^3 (right), as a function of the sample size. The S_N estimator is used.

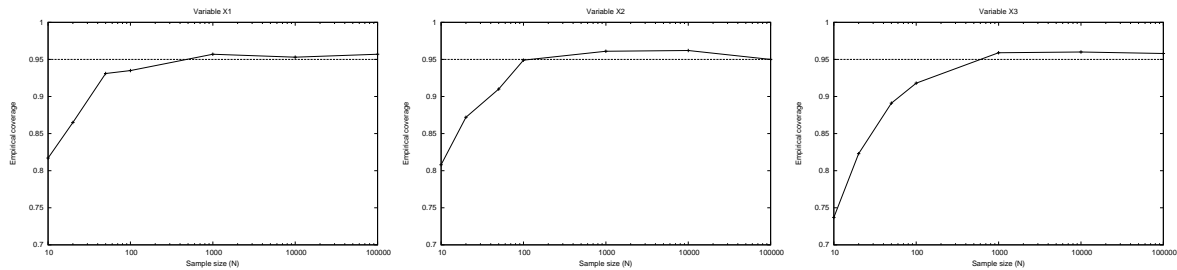


FIGURE 2. Empirical coverages of asymptotic confidence intervals for S^1 (left), S^2 (center) and S^3 (right), as a function of the sample size (for the exact model). The T_N estimator is used.

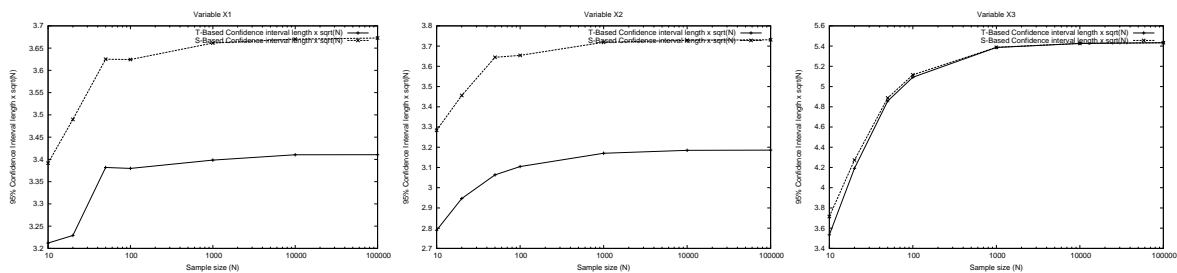


FIGURE 3. Lengths (rescaled by \sqrt{N}) of the estimated 95% confidence intervals for S^1 (left), S^2 (center) and S^3 (right), as functions of the sample size (for the exact model). In solid line: length of the interval built from T_N estimator; in dotted line: length of the interval built from S_N estimator.

of intervals containing the true index value; it is well known that this empirical coverage strongly converges to the level of the interval as R goes to infinity.

In the next subsections, we present the estimations of the levels of the confidence interval for the Ishigami model (27) using the true model (Subsection 4.1), and, with various synthetic model perturbations (Subsections 4.2 and 4.3), as well as RKHS (Kriging) metamodels (Subsection 4.4) and nonparametric regression metamodels (Subsection 4.5). We begin by comparing S_N and T_N on the exact model (Subsection 4.1), then we illustrate the generalization to the metamodel case on the widespread estimator S_N ; the condition to ensure asymptotic normality in the metamodel is the same for S_N and T_N . All simulations have been made with $R = 1000$ and $\alpha = 0.05$.

4.1. Exact model. Figure 1 shows the empirical coverage of the asymptotic confidence interval built using the S_N^X estimator, plotted as a function of the sample size N . The theoretical level 0.95 is represented with a dotted line. Figure 2 does the same using the T_N^X estimator.

We see that the coverages get closer to the target level 0.95 as N increases, thereby assessing the reliability of the asymptotic confidence interval.

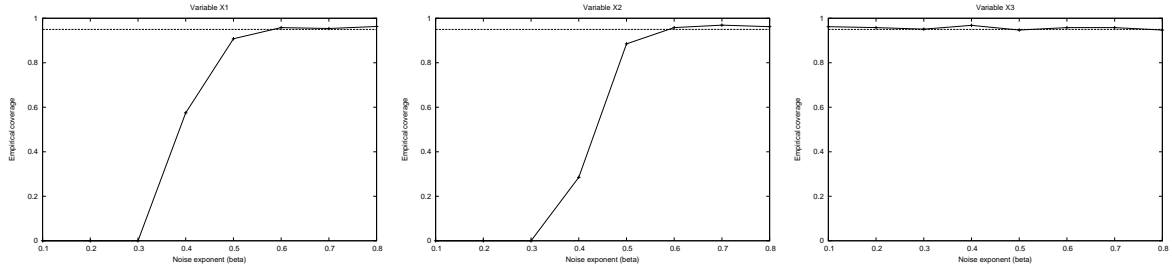


FIGURE 4. Empirical coverages of the asymptotic confidence intervals for S^1 , S^2 and S^3 , as a function of β (for the Gaussian-perturbed model).

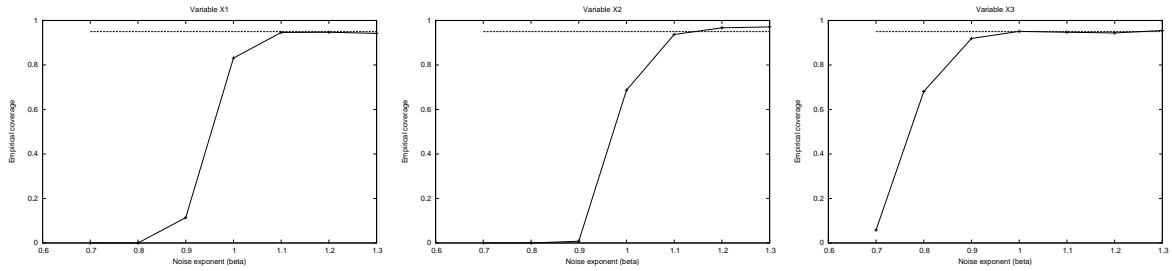


FIGURE 5. Empirical coverages of the asymptotic confidence intervals for S^1 , S^2 and S^3 , as a function of β (for the Weibull-perturbed model).

Figure 3 compares the efficiency of S_N^X and T_N^X by plotting the confidence interval lengths for the two estimators, as functions of the sample size. As the lengths for both estimators are $O(1/\sqrt{N})$, we plot the lengths multiplied by \sqrt{N} . We see that T_N^X always produce smaller confidence intervals, except for X_3 where the lengths are sensibly the same; this conclusion fully agrees with Proposition 2.3.

4.2. Gaussian-perturbed model. We consider a perturbation \tilde{f}_N of the original output f :

$$\tilde{f}_N = f + \frac{5\xi}{N^{\beta/2}}$$

where $\beta > 0$ and ξ is a standard Gaussian.

The perturbation $\delta_N = 5\frac{\xi}{N^{\beta/2}}$ leads to $\text{Var}\delta_N \propto N^{-\beta}$. Since:

$$C_\delta = O\left(\text{Var}(\delta_N)^{1/2}\right) = O\left(N^{-\beta/2}\right),$$

the proof of Theorem 3.4 shows that \tilde{S}_N is asymptotically normal for S if $\beta > 1/2$. For indices relative to X_1 and X_2 , this sufficient condition is also necessary, as C_δ is actually equivalent to $N^{-\beta/2}$. For X_3 , we have $C_\delta = 0$ so that \tilde{S}_N is asymptotically normal for S for any positive β .

This is illustrated for $N = 50000$ in Figure 4. We see that the empirical coverages of the confidence interval for S^1 and S^2 jump to 0.95 near $\beta = 1/2$, while, for S^3 , this coverage is always close to 0.95.

4.3. Weibull-perturbed model. We now take a different perturbation of the output:

$$\tilde{f}_N = f + \frac{5WX_3^2}{N^{\beta/2}}$$

where W is Weibull-distributed with scale parameter $\lambda = 1$ and shape parameter $k = 1/2$. Here, the perturbation depends on the inputs and, as for every input variable, $C_{\delta,N}$ does not converge to zero, Theorem 3.4 states in particular that \tilde{S}_N is asymptotically normal for S for $\beta > 1$. Again, this property is suggested for $N = 50000$ by the plot in Figure 5.

4.4. RKHS metamodel. In this part, we discuss the use of a reproducing kernel Hilbert space (RKHS) interpolator [21, 22, 23] as metamodel \tilde{f} . Such metamodels (also known as Kriging, or Gaussian process metamodels) are widely used when performing sensitivity analysis of time-expensive computer codes [14]. The interpolator depends on a learning sample $\{(d_1, f(d_1)), \dots, (d_n, f(d_n))\}$, where the design points $\mathcal{D} = \{d_i\}_{i=1, \dots, n} \subset \mathcal{P}$ are generally chosen according to a space-filling design, for instance the so-called maximin LHS (latin hypercube sampling) designs. Increasing the learning sample size n will increase the necessary number of evaluations of the true model f (each evaluation being potentially very computationally demanding) to build the learning sample, but will also enhance the quality of the interpolation (i.e. reduce metamodel error).

The error analysis of the RKHS method [22, 13] shows that there exist positive constants \mathcal{C} and \mathcal{K} , depending on f , so that:

$$\forall u \in \mathcal{P}, \quad \left| f(u) - \tilde{f}(u) \right| \leq \mathcal{C} e^{-\mathcal{K}/h_{\mathcal{D}, \mathcal{P}}}$$

where:

$$h_{\mathcal{D}, \mathcal{P}} = \sup_{u \in \mathcal{P}} \min_{d \in \mathcal{D}} \|d - u\|$$

for a given norm $\|\cdot\|$ on \mathcal{P} .

The quantity $h_{\mathcal{D}, \mathcal{P}}$ can be linked to the number of points $n^*(\epsilon)$ in an optimal covering of \mathcal{D} :

$$n^*(\epsilon) = \min\{p \in \mathbb{N}^* \mid \exists (d_1, \dots, d_p) \in \mathcal{P} \text{ s.t. } \forall u \in \mathcal{P}, \exists i \in \{1, \dots, p\} \text{ satisfying } \|u - d_i\| \leq \epsilon\}.$$

In other words, $n^*(\epsilon)$, known as the *covering number of \mathcal{P}* , is the smallest size of a design \mathcal{D} satisfying $h_{\mathcal{D}, \mathcal{P}} \leq \epsilon$.

It is known that, when \mathcal{P} is a compact subset of \mathbb{R}^p (in our context, $p = p_1 + p_2$ is the number of input parameters), there exist constants A and B so that:

$$A\epsilon^{-p} \leq n^*(\epsilon) \leq B\epsilon^{-p}.$$

Hence, assuming that an optimal design of size n is chosen, we have, for a constant B' :

$$h_{\mathcal{D}, \mathcal{P}} \leq B' n^{-1/p}$$

and we have the following pointwise metamodel error bound, for constants C and K' :

$$\forall u \in \mathcal{P}, \quad \left| f(u) - \tilde{f}(u) \right| \leq \mathcal{C} e^{-\mathcal{K}' n^{1/p}}$$

which obviously leads to an integrated error bound on the variance of the metamodel error:

$$\text{Var} \delta \leq C e^{-k n^{1/p}}$$

for suitable constants C and k .

Numerical illustration. We illustrate the properties of the RKHS-based sensitivity analysis using the Ishigami function (27) as true model, maximin LHSes for design points selection. RKHS interpolation also depends on the choice of a kernel, which we choose Gaussian all the way through. All simulations have been made with the R software [17], together with the `lhs` package [2] for design sampling and the `mlegp` package [5] for Kriging.

Figure 6, which shows an estimation (based on a sample of 1000 metamodel errors) of the (logarithm of) variance of metamodel error, plotted against the cubed root of the learning sample size $n^{1/3}$. Using an exponential regression, we find that:

$$(28) \quad \text{Var}(\delta) \approx \widehat{C} e^{-\widehat{k} n^{1/3}}$$

where:

$$\widehat{k} = 1.91$$

Now, if we let the learning sample size n depend on the Monte-Carlo sample size N by the relation:

$$n = (a \ln N)^3$$

for $a > 0$, Theorem 3.4 suggests that the metamodel-based estimators of the sensitivity indices are asymptotically normal if and only if $N^{-a\widehat{k}+1} \rightarrow 0$ when $N \rightarrow +\infty$, that is $a > \frac{1}{\widehat{k}}$, or

$$(29) \quad a > 0.52,$$

according to our numerical value for \widehat{k} .

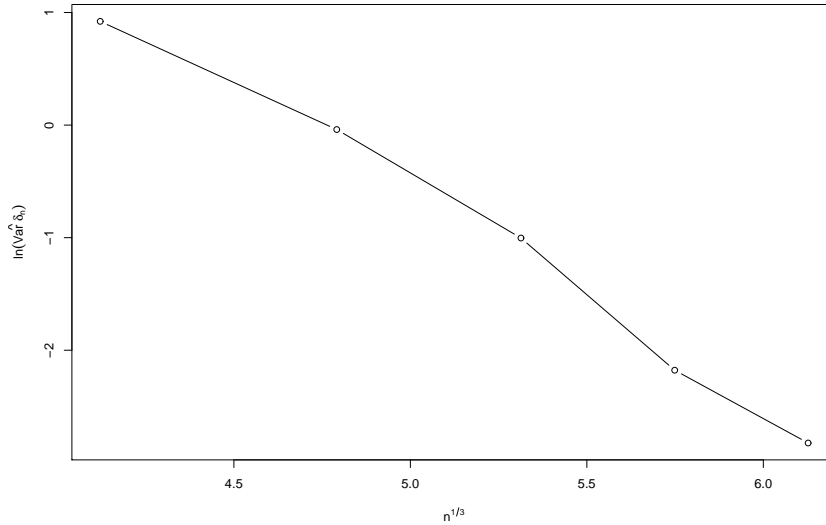


FIGURE 6. Estimation of the Kriging metamodel error variance (log. scale) as function of the learning sample size n .

a	N	n	Coverage for S^1	Cov. for S^2	Cov. for S^3
.4	3000	33	0.1	0	0.7
.4	4000	37	0.08	0	0.78
.4	6000	43	0.26	0.3	0.88
.4	10000	51	0.28	0.18	0.78
.4	20000	77	0.28	0.1	0.59
.6	3000	111	0.79	0.37	0.9
.6	4000	124	0.8	0.7	0.94
.6	10000	169	0.92	0.82	0.94
.6	20000	210	0.93	0.85	0.95
.7	3000	177	0.93	0.88	0.93
.7	4000	196	0.9	0.91	0.94
.7	6000	226	0.94	0.93	0.97
.8	4000	293	0.95	0.95	0.95

TABLE 1. Estimation of the asymptotic coverages for the RKHS Ishigami metamodel. Empirical coverages are obtained using 100 confidence interval replicates. Theoretical coverage is 0.95.

Even if it has not been rigorously proved that this condition is necessary and sufficient (due to the estimation of k and the fact that (28) provably holds, possibly with different constants, as an upper bound), one should observe in practice that the behavior of the empirical confidence intervals for large values of N changes as this critical value of a is crossed. Table 1 below shows the results obtained for different subcritical and supercritical values of a (i.e., (29) does not hold, or hold, respectively), and provides a clear illustration of this fact.

4.5. Nonparametric regression. In this section, we consider the case where the true model f is not directly observable, but is only available through a finite set of *noisy* realisations of:

$$f_{\text{noisy}}(D_i) = f(D_i) + \epsilon_i, \quad i = 1, \dots, n$$

where $\mathcal{D} = (D_i = (X_i, Z_i))_{i=1, \dots, n}$ are independent copies of (X, Z) , and $\{\epsilon_i\}_{i=1, \dots, n}$ are independent, identically distributed centered random variables.

As discussed in Section 3.2.1, one should expect that the Sobol index estimator computed on f_{noisy} are not asymptotically normal for the estimation of the Sobol indices of f (as $\text{Var}(\epsilon_i)$ is fixed). This motivates the use of a smoothed estimate of f , which we will take as our perturbed model $\tilde{f} = \tilde{f}_{\mathcal{D}}$. We consider the Nadaraya-Watson estimator:

$$\tilde{f}_{\mathcal{D}}(u) = \begin{cases} \frac{\sum_{i=1}^n K_h(u - D_i) f_{\text{noisy}}(D_i)}{\sum_{i=1}^n K_h(u - D_i)} & \text{if } \sum_{i=1}^n K_h(u - D_i) \neq 0 \\ 0 & \text{else.} \end{cases}$$

where K_h is a smoothing kernel of window $h \in \mathbb{R}^p$; for instance K_h is a Gaussian kernel:

$$(30) \quad K_h(v) = \exp\left(-\sum_{i=1}^p \frac{\|v_i\|^2}{h_i^2}\right)$$

where the norm $\|\cdot\|$ is the Euclidean norm on \mathbb{R}^p .

It is known that, under regularity conditions on f , and a n -dependent appropriate choice of h , the mean integrated square error (MISE) of \tilde{f} satisfies:

$$(31) \quad \int \mathbb{E}_{\mathcal{D}} \left((f(u) - \tilde{f}_{\mathcal{D}}(u))^2 \right) du \leq C' n^{-\gamma},$$

for a positive constant C' and a positive γ (which depends only on the dimension p and the regularity of f), and where $\mathbb{E}_{\mathcal{D}}$ denotes expectation with respect to the random ‘‘design’’ \mathcal{D} .

Now, by Fubini-Tonelli’s theorem, we have:

$$(32) \quad \int \mathbb{E}_{\mathcal{D}} \left((f(u) - \tilde{f}_{\mathcal{D}}(u))^2 \right) du = \mathbb{E}_{\mathcal{D}} \left(\int (f(u) - \tilde{f}_{\mathcal{D}}(u))^2 du \right).$$

By using (32), (31) and applying Markov’s inequality to the positive random variable $\int (f(u) - \tilde{f}_{\mathcal{D}}(u))^2 du$, we have that, for any $\epsilon > 0$,

$$\mathbb{P} \left(\left\{ \mathcal{D} / \int (f(u) - \tilde{f}_{\mathcal{D}}(u))^2 du \leq \frac{C'}{\epsilon} n^{-\gamma} \right\} \right) \geq 1 - \epsilon.$$

Hence, for a fixed risk $\epsilon > 0$, there exist $C > 0$ and $\gamma > 0$ so that:

$$(33) \quad \int (\tilde{f}_{\mathcal{D}}(u) - f(u))^2 du \leq C n^{-\gamma}$$

holds with probability greater than $1 - \epsilon$ (with respect to the choice of \mathcal{D}).

We recall that the quantity we have to consider in order to study asymptotic normality of Sobol index estimator on the metamodel is:

$$\text{Var}(\delta) = \int (f(u) - \tilde{f}_{\mathcal{D}}(u))^2 du - \left(\int (f(u) - \tilde{f}_{\mathcal{D}}(u)) du \right)^2$$

and that, obviously,

$$\text{Var}(\delta) \leq \int (f(u) - \tilde{f}_{\mathcal{D}}(u))^2 du.$$

This gives, by making use of (33):

$$(34) \quad \text{Var}(\delta) \leq C n^{-\gamma}$$

with probability greater than $1 - \epsilon$.

In most cases of application, the design \mathcal{D} is fixed. In view of (34), it is reasonable to suppose that there exist $C > 0$ and $\beta > 0$ so that:

$$\text{Var}(\delta) \leq C n^{-\beta}$$

and we make n depend on N by the following relation:

$$n = N^a,$$

for $a > 0$. By Theorem 3.4, the estimator sequence $\{\tilde{S}_N\}$ is asymptotically normal provided that $N\text{Var}(\delta_N) \rightarrow 0$, that is: $a > \frac{1}{\beta}$.

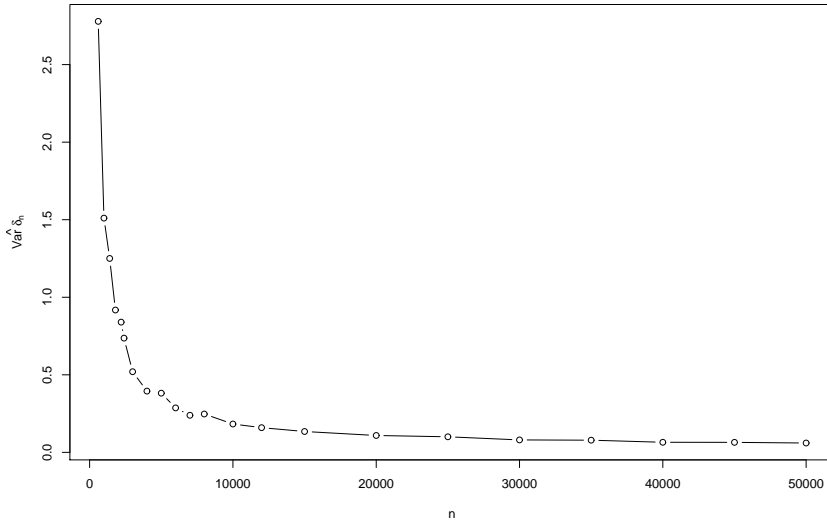


FIGURE 7. Estimation of the nonparametric regression error variance (log. scale) as function of the learning sample size n (Subsection 4.5).

a	N	n	Coverage for S^1	Cov. for S^2	Cov. for S^3
0.8	1000	252	0.25	0.01	0.94
0.8	2000	438	0.05	0.02	0.86
1.1	1000	1996	0.95	0.97	0.96
1.1	2000	4277	0.95	0.93	0.96
1.2	1000	3982	0.93	0.95	0.96
1.2	2000	9147	0.96	0.97	0.95
1.3	1000	7944	0.95	0.99	0.94
1.3	2000	19559	0.95	0.95	0.96

TABLE 2. Estimation of the asymptotic coverages for the Ishigami nonparametric regression. Empirical coverages are obtained using 100 confidence interval replicates. Theoretical coverage is 0.95.

Numerical illustration. We now illustrate this property using the Ishigami function (27) as true model, and a Gaussian white noise ϵ_i of standard deviation 0.3 (yielding to a signal-to-noise ratio of 90%).

The nonparametric regressions are carried using a Gaussian kernel (30), the R package `np` [6], together with the extrapolation method of [18] for window selection and the `FIGtree` [15] C++ library for efficient Nadaraya-Watson evaluation based on fast gaussian transform.

Figure 7, which shows an estimation (based on a test sample of size 3000) of $\text{Var}(\delta)$ in function of n , and a power regression shows that:

$$\text{Var}(\delta) \approx Cn^{-\hat{\beta}}$$

with $\hat{\beta} = 0.86$. This gives an estimate of 1.16 as the critical a for asymptotic normality.

As in the RKHS case, we performed estimations of the coverages of the asymptotic confidence interval for several values of a and N ; the results are gathered in Table 2. We see that, first, the condition $a > 1.16$ implies correct coverages, and, second, the condition also seems to be near-necessary to have asymptotic normality. We also remark that, for the asymptotic normality to hold, the necessary number of noisy model evaluations is asymptotically comparable to the Monte-Carlo sample size (while, in the RKHS case, the necessary number of true model evaluations was asymptotically negligible with respect to the Monte-Carlo sample size): this shows that the nonparametric regression is suitable in the case of noisy but abundant model evaluations, while RKHS interpolation is clearly preferable when the true model output is costly to evaluate (i.e. few model outputs are available).

This work has been partially supported by the French National Research Agency (ANR) through COSINUS program (project COSTA-BRAVA n° ANR-09-COSI-015).

REFERENCES

- [1] G.E.P. Box and N.R. Draper. *Empirical model-building and response surfaces*. John Wiley & Sons, 1987.
- [2] Rob Carnell. *lhs: Latin Hypercube Samples*, 2009. R package version 0.5.
- [3] RI Cukier, HB Levine, and KE Shuler. Nonlinear sensitivity analysis of multiparameter model systems. *Journal of computational physics*, 26(1):1–42, 1978.
- [4] S. Da Veiga and F. Gamboa. Efficient estimation of nonlinear conditional functionals of a density. *Submitted*, 2008.
- [5] Garrett M. Dancik. *mleqp: Maximum Likelihood Estimates of Gaussian Processes*, 2011. R package version 3.1.2.
- [6] Tristen Hayfield and Jeffrey S. Racine. Nonparametric econometrics: The np package. *Journal of Statistical Software*, 27(5), 2008.
- [7] J.C. Helton, J.D. Johnson, C.J. Sallaberry, and C.B. Storlie. Survey of sampling-based methods for uncertainty and sensitivity analysis. *Reliability Engineering & System Safety*, 91(10-11):1175–1209, 2006.
- [8] T. Homma and A. Saltelli. Importance measures in global sensitivity analysis of nonlinear models. *Reliability Engineering & System Safety*, 52(1):1–17, 1996.
- [9] I.A. Ibragimov and RZ Has' Minskii. *Statistical estimation-asymptotic theory*, volume 16. Springer, 1981.
- [10] T. Ishigami and T. Homma. An importance quantification technique in uncertainty analysis for computer models. In *First International Symposium on Uncertainty Modeling and Analysis Proceedings, 1990.*, pages 398–403. IEEE, 1990.
- [11] A. Janon, M. Nodet, and C. Prieur. Certified reduced-basis solutions of viscous Burgers equations parametrized by initial and boundary values. Preprint available at <http://hal.inria.fr/inria-00524727/en>, 2010, *submitted*.
- [12] A. Janon, M. Nodet, and C. Prieur. Confidence intervals for sensitivity indices using reduced-basis metamodels. Preprint available at <http://hal.inria.fr/inria-00567977/en>, 2011, *submitted*.
- [13] WR Madych and SA Nelson. Bounds on multivariate polynomials and exponential error estimates for multiquadric interpolation. *Journal of Approximation Theory*, 70(1):94–114, 1992.
- [14] A. Marrel, B. Iooss, B. Laurent, and O. Roustant. Calculations of sobol indices for the gaussian process metamodel. *Reliability Engineering & System Safety*, 94(3):742–751, 2009.
- [15] Vlad I. Morariu, Balaji Vasani Srinivasan, Vikas C. Raykar, Ramani Duraiswami, and Larry S. Davis. Automatic online tuning for fast gaussian summation. In *Advances in Neural Information Processing Systems (NIPS)*, 2008.
- [16] N.C. Nguyen, K. Veroy, and A.T. Patera. Certified real-time solution of parametrized partial differential equations. *Handbook of Materials Modeling*, pages 1523–1558, 2005.
- [17] R Development Core Team. *R: A Language and Environment for Statistical Computing*. R Foundation for Statistical Computing, Vienna, Austria, 2011. ISBN 3-900051-07-0.
- [18] J. Racine. An efficient cross-validation algorithm for window width selection for nonparametric kernel regression. *Communications in Statistics Simulation and Computation*, 22:1107–1107, 1993.
- [19] A. Saltelli, K. Chan, and E.M. Scott. *Sensitivity analysis*, 2000.
- [20] A. Saltelli, S. Tarantola, Campolongo F., and Ratto M. *Sensitivity analysis in practice: a guide to assessing scientific models*, 2004.
- [21] T. J. Santner, B. Williams, and W. Notz. *The Design and Analysis of Computer Experiments*. Springer-Verlag, 2003.
- [22] R. Schaback. Mathematical results concerning kernel techniques. In *Prep. 13th IFAC Symposium on System Identification, Rotterdam*, pages 1814–1819. Citeseer, 2003.
- [23] M. Scheuerer, R. Schaback, and M. Schlather. Interpolation of spatial data – a stochastic or a deterministic problem ? 2011.
- [24] I. M. Sobol. Sensitivity estimates for nonlinear mathematical models. *Math. Modeling Comput. Experiment*, 1(4):407–414 (1995), 1993.

- [25] I.M. Sobol. Global sensitivity indices for nonlinear mathematical models and their Monte Carlo estimates. *Mathematics and Computers in Simulation*, 55(1-3):271–280, 2001.
- [26] C.B. Storlie, L.P. Swiler, J.C. Helton, and C.J. Sallaberry. Implementation and evaluation of non-parametric regression procedures for sensitivity analysis of computationally demanding models. *Reliability Engineering & System Safety*, 94(11):1735–1763, 2009.
- [27] B. Sudret. Global sensitivity analysis using polynomial chaos expansions. *Reliability Engineering & System Safety*, 93(7):964–979, 2008.
- [28] J.Y. Tissot and C. Prieur. A bias correction method for the estimation of sensitivity indices based on random balance designs. 2010.
- [29] A.W. Van der Vaart. *Asymptotic statistics*. Cambridge Univ Press, 2000.

LABORATOIRE JEAN KUNTZMANN, UNIVERSITÉ JOSEPH FOURIER, INRIA/MOISE, 51 RUE DES MATHÉMATIQUES, BP 53, 38041 GRENOBLE CEDEX 9, FRANCE

LABORATOIRE DE STATISTIQUE ET PROBABILITÉS, INSTITUT DE MATHÉMATIQUES UNIVERSITÉ PAUL SABATIER (TOULOUSE 3) 31062 TOULOUSE CEDEX 9, FRANCE

E-mail address: <mailto:alexandre.janon@imag.fr>

E-mail address: thierry.klein@math.univ-toulouse.fr

E-mail address: agnes.lagnoux@math.univ-toulouse.fr

E-mail address: maelle.nodet@inria.fr

E-mail address: clementine.prieur@imag.fr