



HAL
open science

A 64-Kbytes ITTAGE indirect branch predictor

André Seznec

► **To cite this version:**

André Seznec. A 64-Kbytes ITTAGE indirect branch predictor. JWAC-2: Championship Branch Prediction, JILP, Jun 2011, San Jose, United States. <hal-00639041>

HAL Id: hal-00639041

<https://inria.hal.science/hal-00639041v1>

Submitted on 8 Nov 2011

HAL is a multi-disciplinary open access archive for the deposit and dissemination of scientific research documents, whether they are published or not. The documents may come from teaching and research institutions in France or abroad, or from public or private research centers.

L'archive ouverte pluridisciplinaire **HAL**, est destinée au dépôt et à la diffusion de documents scientifiques de niveau recherche, publiés ou non, émanant des établissements d'enseignement et de recherche français ou étrangers, des laboratoires publics ou privés.



HAL Authorization

A 64-Kbytes ITTAGE indirect branch predictor*

André Seznec
INRIA/IRISA

Abstract

The ITTAGE, Indirect Target TAgged GEometric length predictor, was introduced in [5] at the same time as the TAGE conditional branch predictor.

ITTAGE relies on the same principles as the TAGE predictor several predictor tables indexed through independent functions of the global branch/path history and the branch address. Like the TAGE predictor, ITTAGE uses (partially) tagged components as the PPM-like predictor [2]. It relies on (partial) match to select the predicted target of an indirect jump. TAGE also uses GEometric history length as the O-GEHL predictor [3], i.e. , the set of used global history lengths forms a geometric series. This allows to efficiently capture correlation on recent branch outcomes as well as on very old branches.

Due to the huge storage budget available for the ChampionShip, we propose an ITTAGE predictor featuring 16 prediction tables. On the distributed set of traces, using a path history vector recording only information from indirect jumps and calls was found to be (slightly) more efficient than using a path/branch history vector combining information from all kind of branches.

1 The ITTAGE indirect jump target predictor

Building on top of the cascaded predictor [1] and on the TAGE predictor, the ITTAGE predictor was proposed in [4]. In this section, we recall the general principles of the ITTAGE indirect target predictor. equivalent storage budget. Some implementation details from the initial ITTAGE proposition are slightly modified in order to improve the global prediction accuracy.

1.1 ITTAGE predictor principles

ITTAGE relies on the same principles as the TAGE predictor several predictor tables indexed through independent functions of the global branch/path history and the branch address.

The Indirect Target TAgged GEometric length, ITTAGE, predictor features a tagless base predictor T0 in charge of providing a default prediction and a set of (partially) tagged predictor components. The tagged predictor components T_i , $1 \leq i < M$ are indexed using different history lengths. The set of history lengths form an increasing series, i.e $L(i) = (int)(\alpha^{i-1} * L(1) + 0.5)$. This is illustrated in Figure 1. The counters representing predictions in TAGE are replaced by the target addresses *Target* . A predictor table entry also features a tag, a 2-bit confidence counter *Ctr* allowing some hysteresis on the predictor and a useful bit *U* for controlling the update policy (Figure 2).

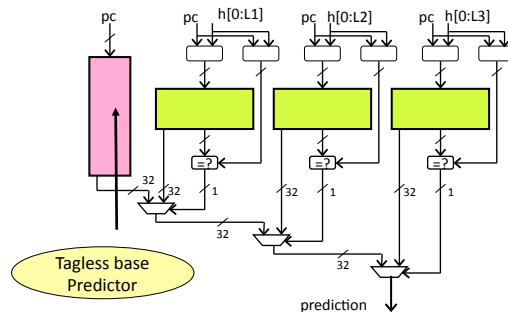


Figure 1: The Indirect Target TAgged GEometric length, ITTAGE, predictor




Figure 2: An entry of an ITTAGE predictor table

A few definitions and notations In the remainder of the paper, we define the *provider component* as the predictor component that ultimately provides the prediction. We define the alternate prediction *altpred* as the prediction that would have occurred if there had been a miss on the provider component. That is, if there are tag hits on T2 and T4 and tag misses on T1 and T3, T4 is the provider component

*This work was partially supported by the European Research Council Advanced Grant DAL

and T2 provides *altpred*. If there is no hitting component then *altpred* is the default prediction.

1.1.1 Prediction computation

The prediction selection algorithm is directly inherited from the TAGE predictor [4]. The optimization for weak counters entries proposed for TAGE (Section 3.2.4 [4]) is also implemented.

At prediction time, the base predictor and the tagged components are accessed simultaneously. The prediction is provided by the hitting tagged predictor component that uses the longest history. In case of no matching tagged predictor component, the default prediction is used.

The optimization for weak confidence counters

We remarked that when the confidence counter of the matching entry is null, on some traces, the alternate prediction *altpred* is sometimes more accurate than the "normal" prediction. This property is global to the application and can be dynamically monitored through a single 4-bit counter (*USE_ALT_ON_NA* in the simulator). On the distributed benchmark set, this optimization reduces the misprediction number by 2%.

Prediction computation summary Therefore the prediction computation algorithm is as follows:

1. Find the longest matching component and the alternate component
2. if (the confidence counter is non-null or *USE_ALT_ON_NA* is negative) then the provider component provides the prediction else the prediction is provided by the alternate component

1.1.2 Updating the ITTAGE predictor

Update on a correct prediction The confidence counter of the provider component is incremented.

Update on a misprediction First we update the provider component entry. If the confidence counter is non-null then we decrement it. If the confidence counter is null then we replace the *Target* field in the predictor entry by the effective target of the branch.

As a second step, if the provider component T_i is not the component using the longest history (i.e., $i < M$), we try to allocate entries on predictor components T_k using a longer history than T_i (i.e., $i < k < M$). Since, the predictor size storage budget allocated for the competition is huge we allocate up to 3 of these entries. For smaller predictors, one would try to limit the footprint of the application on the predictor by allocating a single predictor entry.

The $M-i-1$ u_j useful bits are read from predictor components T_j , $i < j < M$. The allocation algorithm chose up to four entries for which the useful bits are null, moreover we guarantee that the entries are not allocated in consecutive tables. On an allocated entry, the confidence counter is set to weak and the useful bit is set to null.

Updating the useful bit u The useful bit u of the provider component is set whenever the actual prediction is correct and the alternate prediction *altpred* is incorrect.

In order to avoid that useful bits stay forever set, we implement the following reset policy. On allocation of new entries, we dynamically monitor the number of successes and fails when trying to allocate new entries after a misprediction; this monitoring is performed through a single 8-bit counter ($u=1$, increment, $u=0$ decrement). This counter (variable *TICK* in the simulator) saturates when more fails than successes are encountered on updates. At that time we reset all the u bits of the predictor. Typically, such a global reset occurs when in average half of the entries on the used portion of the predictor has been set to useful. This simple policy was found to be more efficient than the previously proposed management for useful counters for the TAGE predictor [5][4].

2 A few optimizations

2.1 The global history vector

The combination of the global branch history vector and a short path history (limited to 1 bit per branch) used in [5] was found to be significantly outperformed by a global history vector introducing much more information for the indirect branches as well as for the calls. Respectively 10 bits and 5 bits mixing target and program counter are introduced for the indirect branches and the calls. This reduces the misprediction number by nearly 16 % compared with using a single (taken/not taken) bit for each branch. Experiments showed that using only path informations bits of indirect branches and calls results in better performance on the set of distributed traces than also incorporating information for the other branches.

However drawing conclusions from this experiment appears as really hazardous as the performance difference with using a global history vector where other branches are inserted as a single bit is marginal (about 3,000 mispredictions in total over the 40 distributed traces). It should be pointed out that, for the submitted predictor, three single indirect branches constitute a very significant fraction of the mispredictions: two branches common to traces INT05 and INT06 (which are traces from the same

application) and aone branch from SERVER01. The two branches from INT05 and INT06 are better predicted by the history vector combining only indirect branches and calls. Discounting INT05 and INT06 (or even only one of them) would have pushed to use the more conventional history including all branches.

2.2 Leveraging target locality

The target field represents the major storage cost in a predictor entry. However branch targets exhibit some address locality. Exploiting such locality is not that simple since some of the benchmarks use targets scattered on more 1K 4Kbytes pages. However we found that all the benchmarks uses less than 128 256Kbytes. Therefore the *Target* field (32 bits) in a predictor entry is replaced by a Region offset (18 bits) and a Region pointer (7 bits), thus saving 7 bits on each entry (Figure 3). A 128-entry target region table must be added to rebuild the complete address, each entry featuring a 14-bit region address and a Useful bit for replacement. On a prediction, the target region table is only read at a given address. On a misprediction, the target region table is fully-associative searched for the matching region for the effective target; in case of a miss on the target region table, a target region entry is allocated.

The total storage for the target region table is 15*128 bits, i.e. 240 bytes. It should be noticed that

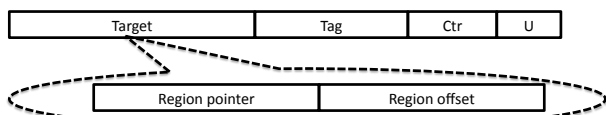


Figure 3: Exploiting indirect target locality

for 64-bit architecture the use of indirect access to target region table would allow to nearly halves the total storage size of the predictor.

2.3 Miscellaneous optimizations

We present here two optimizations that are proposed for the ISL-TAGE predictor for the companion conditional predictor contest. We have implemented them in the submitted predictor, but that do not bring very significant benefit: in total they reduce the misprediction number by less than 1 %.

2.3.1 Sharing storage space between predictor tables

As represented on Figure 1, ITTAGE predictor features independent tables. For some applications, some of the tables are underutilized while some others

are under large pressure. Sharing the storage space among several tables can be implemented without requiring to a real multiported memory table, but a bank interleaved table. E.g on Figure 4, T1, T2, and T3 are grouped in a 4-way interleaved table, history vector of length L(1) is hashed to determine the bank that will deliver prediction for T1, prediction for T2 is delivered by the adjacent bank , etc.,

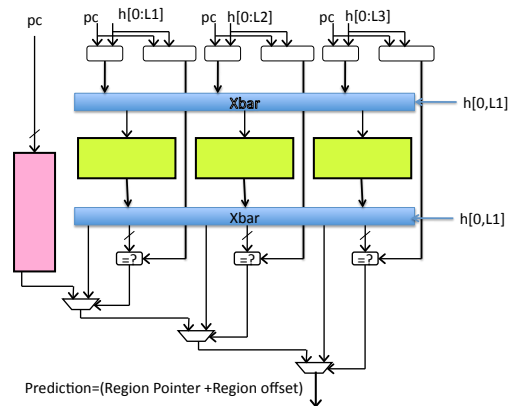


Figure 4: Sharing storage space between predictor tables

Experiments showed that global interleaving of all tables is not the best solution, but that interleaving between for a few adjacent history lengths can be beneficial.

Groups	T0	T1-T2	T3-T10	T11-T15	Total
Entries	4K	4K	4K	2K	14 K
Tag bits	0	9	13	15	
U bit	0	1	1	1	
bits/entry	27	37	41	43	
Kbits	108	148	164	86	506

Table 1: Characteristics of the tables of the ITTAGE predictor

2.3.2 Dealing with delayed updates: The immediate update mimicker

On a real hardware processor, the predictor tables are updated at retire time to avoid pollution of the predictor by the wrong path. A single predictor table entry may provide several mispredictions in a row due to this late update. In order to reduce this impact, we implement an add-on to TAGE, the IUM, immediate update mimicker.

However on a misprediction the history can be repaired immediately and when a block is fetched on the correct path, the still speculative branch history is correct. In practice, repairing the global history is straightforward if one uses a circular buffer to implement the global history. We leverage the same idea with IUM predictor. When fetching an indirect branch, IUM memorizes the identity of the entry E in the ITTAGE predictor (number of the table and its index) that provides the prediction as well as the predicted direction. At branch resolution on a misprediction, the IUM is repaired through reinitializing its head pointer to the associated IUM entry and updating this entry with the correct target.

When fetching on the correct path, the associated IUM entry associated with an in-flight branch B features the matching predictor entry E that provided the ITTAGE prediction and the **effective** target of branch B (corrected in case of a misprediction on B). In case of a new hit on entry E in the predictor before the retirement of branch B, the (ITTAGE predictor + IUM) can respond with the direction provided by the IUM rather than with the ITTAGE prediction (on which entry E has not been updated).

IUM can be implemented in hardware through a fully-associative table. It allows to recover about 3/4th of the mispredictions due to late update of the ITTAGE predictor tables. The storage cost of the speculative predictor is only 64×48 bits, i.e. 384 bytes, plus the pointers to determine the head (position of the last fetch branch) and the tail (position of the next to be retired branch) of the IUM.

3 The submitted predictor characteristics

The characteristics of the submitted are summarized in Table 1. Both Tables T0 and T1 are directly indexed with the program counter since some of the benchmarks feature a huge number of static indirect branches and it appeared that the performance of the predictor on those benchmarks might have been impaired by conflicts on T0. T0 does not feature tags and u bits.

We have chosen a guided search of the best set of history lengths. Using a geometric series with minimum history length 8 and maximum history length 2000, we first determined the number of tables (16), their grouping, their respective sizes and their tag widths. Table T0 is not shared. Tables T1 and T2 form a first sharing group. T3 to T10 form a second sharing group and T11 to T15 form the last group. The set of possible history lengths was then explored with the geometric series as the starting point. The

set of history lengths in the submitted predictor is $\{0, 0, 10, 16, 27, 44, 60, 96, 109, 219, 449, 487, 714, 1313, 2146, 3881\}$. These characteristics are summarized in Table 1.

The storage cost of the predictor consists in a total of 506Kbits of storage for the ITTAGE predictor tables, 240 bytes for the target region table, 384 bytes for IUM, i.e. a total of **65,392 bytes of storage for predictions and target regions**.

The storage needed for the extra logic consists of a circular buffer of for storing the history bits (for simplifying the code, we use a 4Kbits buffer), two 12-bit pointer on this buffer for respectively speculative history and retire history, a 32-bit register for pseudo-random value computed on the fly, a 8-bit counter to control the reset of the u bits, a 4-bit counter to control the possible use of the alternate prediction, two 6-bit pointers on the IUM i.e a total of **4176 bits of extra storage for the history and control logic**.

4 Options of the submitted ITTAGE predictor

Through commenting some `#define` lines, one can run different versions of the submitted predictor.

`#define IUM` enables the IUM predictor.

`#define INITHISTLENGTH` enables the use of the best found set of history length.

`#define SHARINGTABLES` enables the sharing of storage tables among the logic tables of the ITTAGE predictor.

References

- [1] K. Driesen and U. Holzle. The cascaded predictor: Economical and adaptive branch target prediction. In *Proceeding of the 30th Symposium on Microarchitecture*, December 1998.
- [2] Pierre Michaud. A ppm-like, tag-based predictor. *Journal of Instruction Level Parallelism* (<http://www.jilp.org/vol7>), April 2005.
- [3] A. Sez nec. Analysis of the o-gehl branch predictor. In *Proceedings of the 32nd Annual International Symposium on Computer Architecture*, june 2005.
- [4] André Sez nec. The l-tage branch predictor. *Journal of Instruction Level Parallelism* (<http://www.jilp.org/vol9>), April 2007.
- [5] André Sez nec and Pierre Michaud. A case for (partially)-tagged geometric history length predictors. *Journal of Instruction Level Parallelism* (<http://www.jilp.org/vol8>), April 2006.